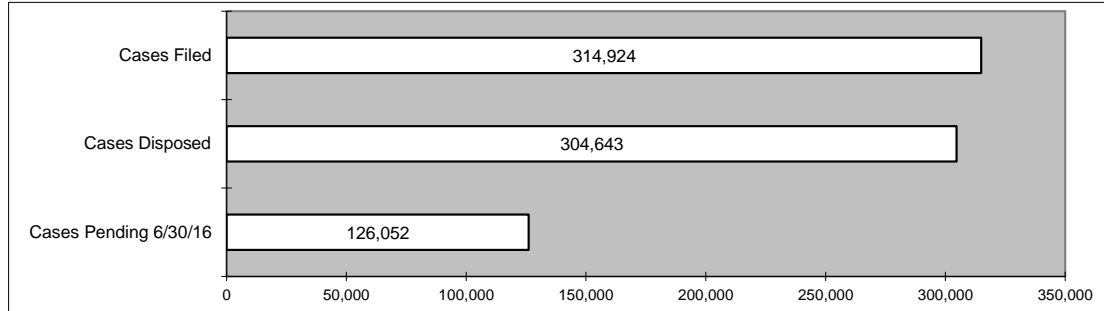
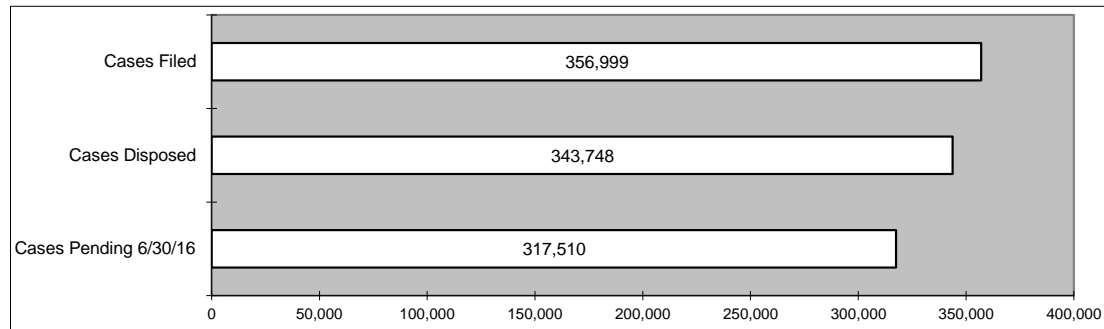


Table 23
Circuit Court, FY 2016
Graphs Filed, Disposed and Pending
Statewide Totals

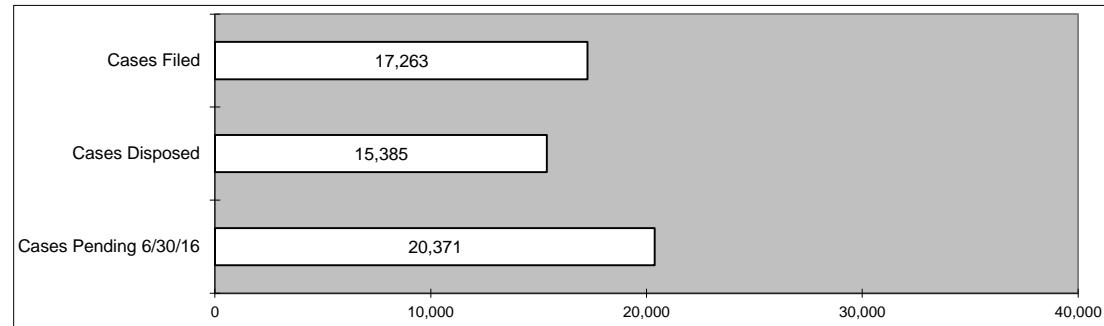
CIVIL



CRIMINAL



JUVENILE



PROBATE

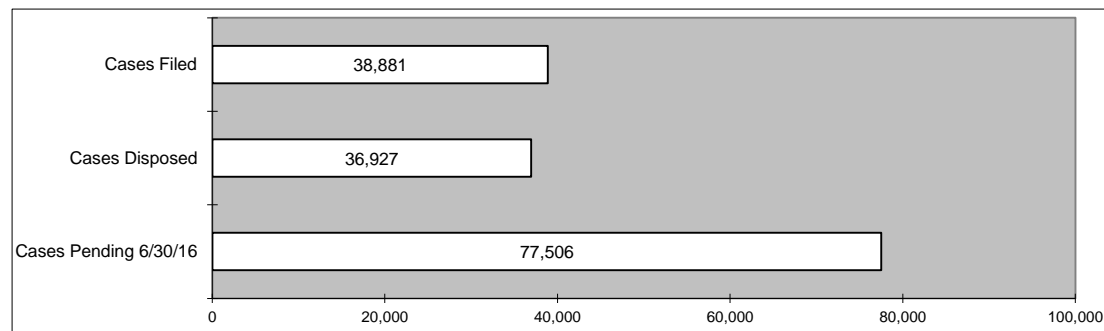


Table 24
Circuit Court, FY 2016
Cases Disposed by Manner of Disposition
Statewide Totals

TYPE OF CASE	Manner of Disposition	Percent of Cases Disposed
Circuit Civil	Change of Venue	1.5%
More than 1 out of every 2 Circuit Civil cases was dismissed.	Bench Trial	16.6%
	Dismissed	57.9%
	Jury Trial	1.0%
	Other	11.3%
	Uncontested	11.7%
Domestic Relations	Change of Venue	0.4%
Nearly 1 out of every 5 Domestic Relations cases was disposed by court trial.	Bench Trial	18.6%
Nearly 1 out of every 2 Domestic Relations cases was dismissed.	Dismissed	47.1%
	Other	4.4%
	Uncontested	29.5%
Associate Civil - Small Claims	Change of Venue	1.5%
More than 1 out of every 3 Associate Civil / Small Claims cases was dismissed.	Bench Trial	7.4%
More than 1 out of every 2 Associate Civil / Small Claims cases was uncontested.	Dismissed	36.0%
	Other	2.4%
	Uncontested	52.7%
Felony	Change of Venue	2.2%
Approximately 8 out of every 10 Felony cases were disposed by guilty pleas.	Bench Trial	0.4%
	Dismissed	13.2%
	Guilty Plea	81.3%
	Jury Trial	1.3%
	Other	1.6%
Associate Felony	Bound Over	74.3%
Approximately 3 out of every 4 Associate Felony cases were bound over.	Dismissed	16.1%
	Guilty Plea	7.9%
	Other	1.7%
Misdemeanor	Bench Trial	0.6%
Nearly 2 out of every 3 Misdemeanor cases were disposed by guilty pleas.	Dismissed	36.2%
	Guilty Plea	62.1%
	Other	1.1%
Traffic, Ordinance & Municipal Certification/Trial De Novo	Bench Trial	0.4%
More than 3 out of every 4 Traffic, Ordinance and Municipal Certification / Trial De Novo cases were disposed by guilty pleas.	Dismissed	19.7%
	Guilty Plea	78.6%
	Other	1.2%