

Treatment Courts Coordinating Commission

Treatment Court Program Status

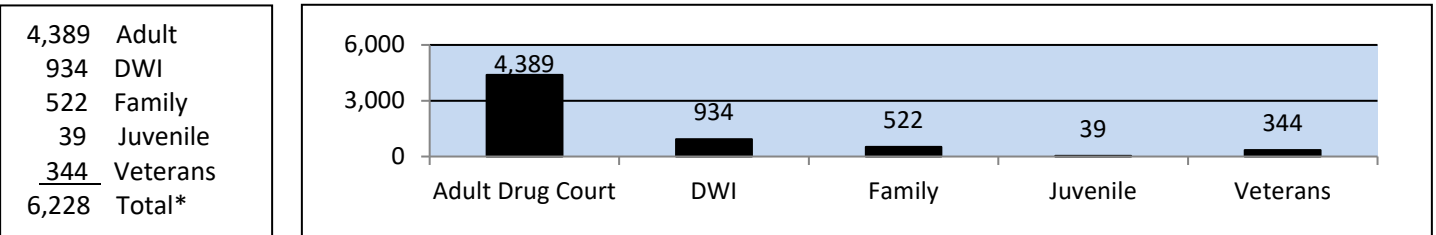
As of December 31, 2021, 45 judicial circuits had the following treatment court programs:

- 80 adult treatment courts serving 101 counties
- 4 juvenile treatment courts serving 5 counties
- 15 family treatment courts serving 20 counties
- 16 veteran’s treatment courts serving 40 counties
- 23 designated DWI courts serving 29 counties

The commission provides funding to 133 of these programs in 43 judicial circuits.

Treatment Court Program Participants

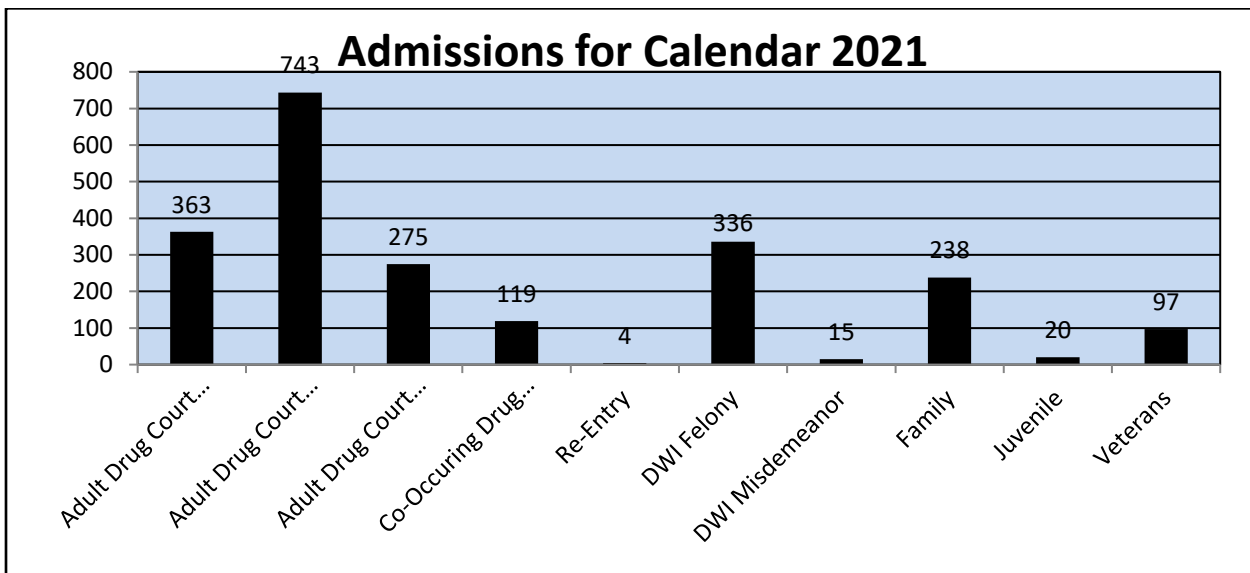
During the 2021 reporting period, 6,228 individuals participated in a treatment court program.



*Unduplicated cases open for minimum of one day

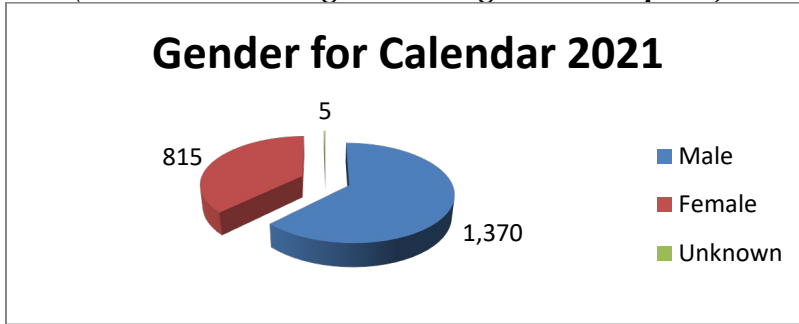
Treatment Court Program Participant Admissions by Case Type Category for Calendar Year-to-Date*

During the 2021 calendar year, there were 2,210 admissions to treatment court programs distributed across the following categories.



*Unduplicated cases

**Characteristics of Admitted Treatment Court Program Participants
(Less Juvenile Drug Court Program Participants)***



Race/Ethnicity	Calendar 2021		Marital Status	Calendar 2021	
	Count	Percentage		Count	Percentage
Asian	4	0%	Divorced	317	14%
American Indian	4	0%	Legal Separation	98	4%
Black	294	13%	Married	326	15%
Hispanic	37	2%	Single	1293	59%
White	1,840	84%	Widowed	37	2%
Unknown	11	1%	Unknown	119	5%
Total	2,190	100%	Total	2,190	100%

*Unduplicated cases **Percentages are rounded to the nearest whole number

In addition, for treatment court program participants admitted since the beginning of calendar year 2021:

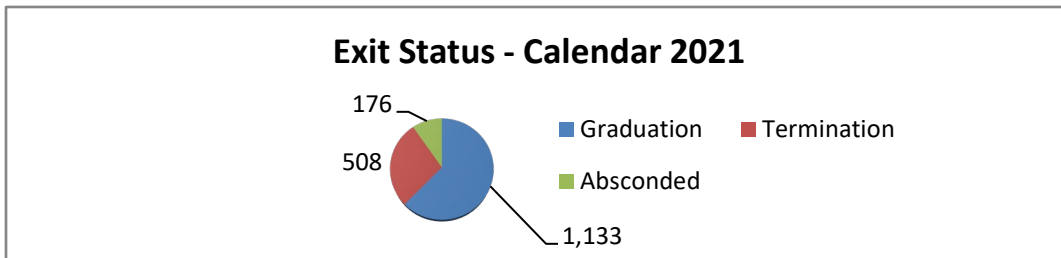
- The average age at admission was 36 years old.
- The age range at admission was 18 to 71 years old.

Treatment Court Program Exits by Exit Status

Treatment court program exits for the year-to-date reporting period includes all treatment court case type categories and are defined as Treatment Court Termination (DYTRP), Treatment Court Voluntary Withdrawal (DYVWD), and Treatment Court Graduation (DYGRA) docket code entries in JIS.

Number of Program Participant Exits by Status

* Current calendar year totals may not equal the current calendar year totals due to cases that were added after reports for the prior period were run.



As of December 31, 2021, there have been a total of 24,783 treatment court program graduates statewide.

A total of 1,186 babies have been born to female treatment court program participants. **1,072 were born drug free.**