

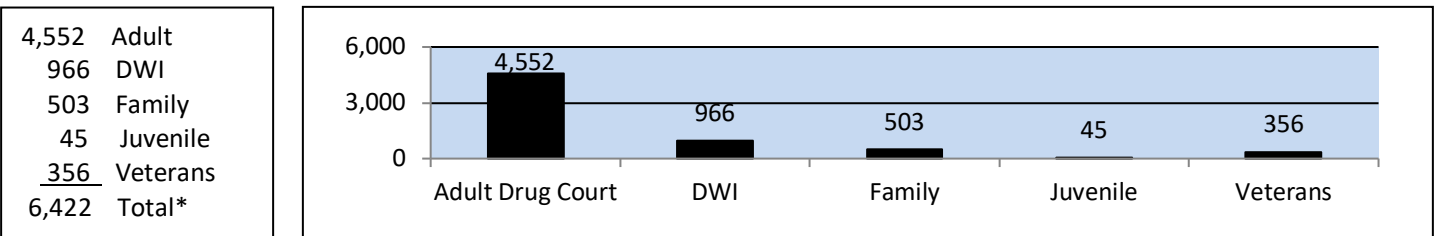
## Drug Courts Coordinating Commission

### Treatment Court Program Status

As of December 31, 2020, there were 138 treatment court programs in 45 judicial circuits: 80 adult, 4 juvenile, 15 family, 23 designated DWI and 16 veterans treatment court programs serving 40 counties. The commission provides funding to 133 of these programs in 43 judicial circuits.

#### Treatment Court Program Participants

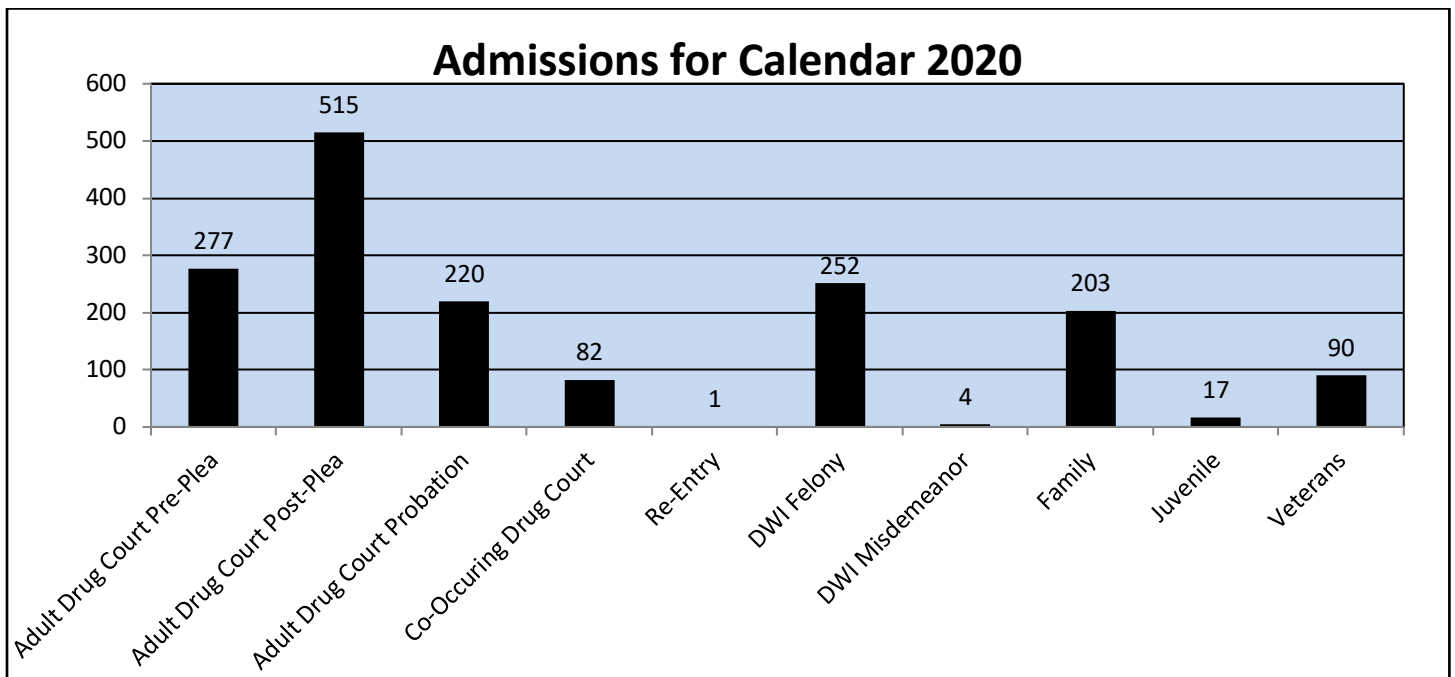
During the 2020 reporting period, 6,422 individuals participated in a treatment court program.



\*Unduplicated cases open for minimum of one day

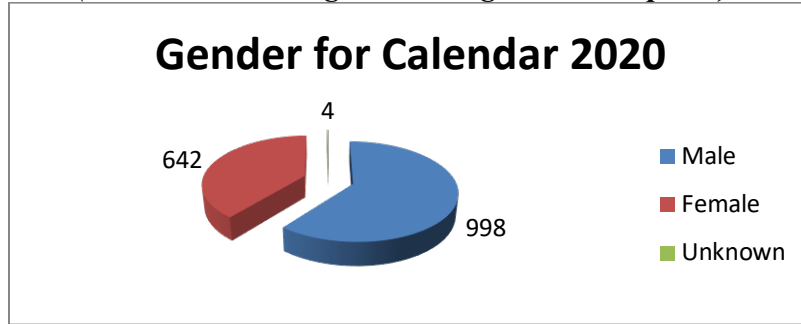
#### Treatment Court Program Participant Admissions by Case Type Category for Calendar Year-to-Date\*

During the 2020 calendar year, there were 1,661 admissions to treatment court programs distributed across the following categories.



\*Unduplicated cases

**Characteristics of Admitted Treatment Court Program Participants  
(Less Juvenile Drug Court Program Participants)\***



Race/Ethnicity	Calendar 2020		Marital Status	Calendar 2020	
Asian	5	0%	Divorced	295	18%
American Indian	3	0%	Legal Separation	58	4%
Black	209	13%	Married	251	15%
Hispanic	17	1%	Single	939	57%
White	1,396	85%	Widowed	23	1%
Unknown	14	1%	Unknown	78	5%
<b>Total</b>	<b>1,644</b>	<b>100%</b>	<b>Total</b>	<b>1,644</b>	<b>100%</b>

\*Unduplicated cases

\*\*Percentages are rounded to the nearest whole number

In addition, for treatment court program participants admitted since the beginning of calendar year 2020:

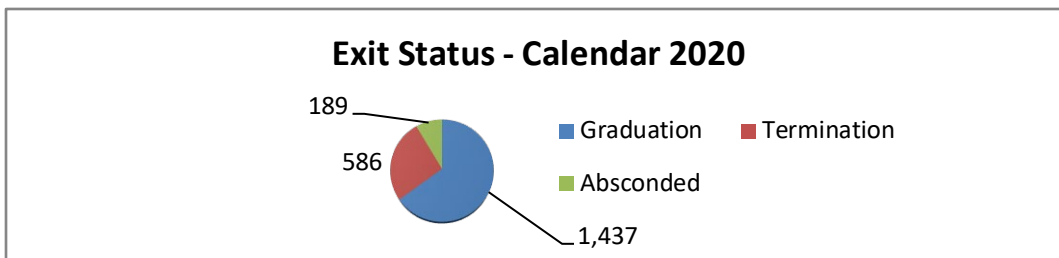
- The average age at admission was 36 years old.
- The age range at admission was 18 to 74 years old.

**Treatment Court Program Exits by Exit Status**

Treatment court program exists for the year-to-date reporting period includes all treatment court case type categories and are defined as Treatment Court Termination (DYTRP), Treatment Court Voluntary Withdrawal (DYVWD), and Treatment Court Graduation (DYGRA) docket code entries in JIS.

**Number of Program Participant Exits by Status**

\* Current calendar year totals may not equal the current calendar year totals due to cases that were added after reports for the prior period were run.



As of December 31, 2020, there have been a total of 23,658 treatment court program graduates statewide.

A total of 1,124 babies have been born to female treatment court program participants. **1,020 were born drug free.**