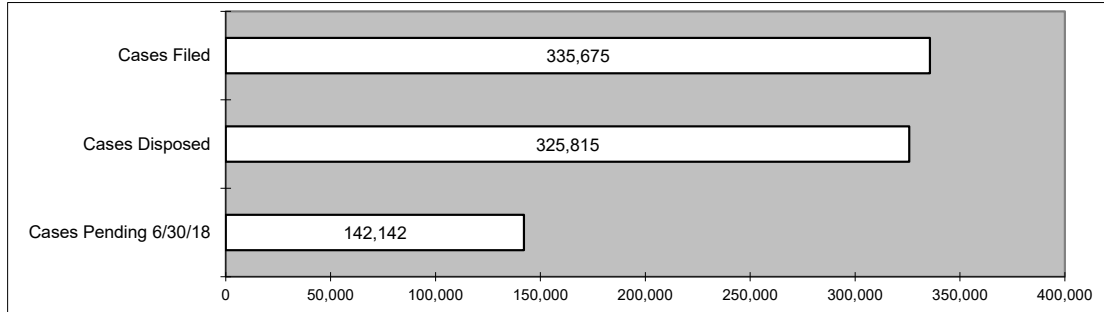
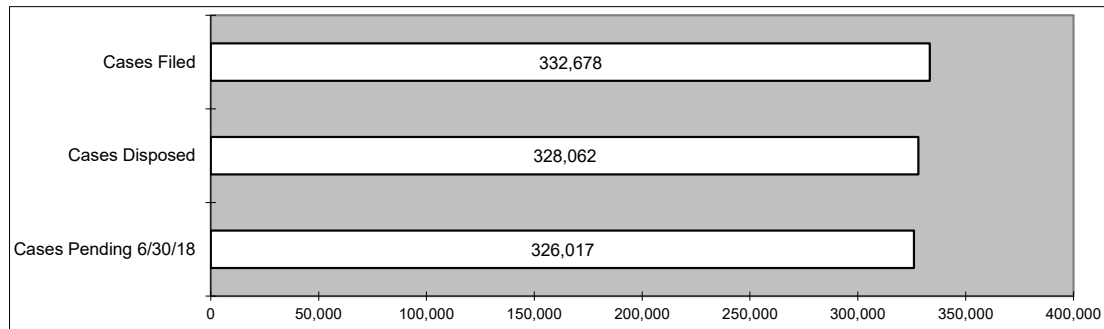


Table 23
Circuit Court, FY 2018
Graphs Filed, Disposed and Pending
Statewide Totals

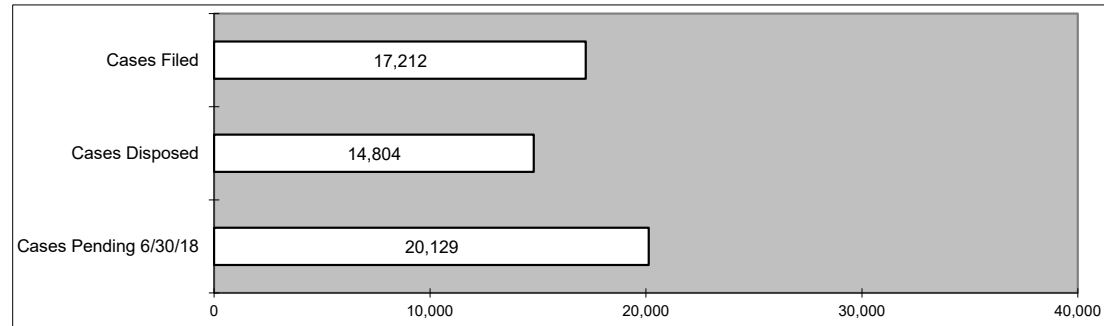
CIVIL



CRIMINAL



JUVENILE



PROBATE

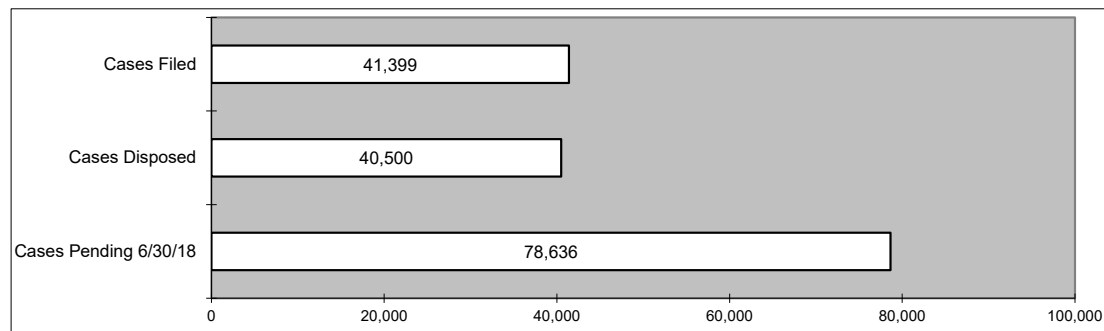


Table 24
Circuit Court, FY 2018
Cases Disposed by Manner of Disposition
Statewide Totals

TYPE OF CASE	Manner of Disposition	Percent of Cases Disposed
Circuit Civil	Change of Venue	1.6%
More than 1 out of every 2 Circuit Civil cases was dismissed.	Bench Trial	18.7%
	Dismissed	58.4%
	Jury Trial	0.7%
	Other	10.2%
	Uncontested	10.3%
Domestic Relations	Change of Venue	0.4%
Nearly 1 out of every 3 Domestic Relations cases was uncontested.	Bench Trial	17.2%
Nearly 1 out of every 2 Domestic Relations cases was dismissed.	Dismissed	48.6%
	Other	3.9%
	Uncontested	29.9%
Associate Civil - Small Claims	Change of Venue	1.9%
More than 1 out of every 3 Associate Civil / Small Claims cases was dismissed.	Bench Trial	5.7%
More than 1 out of every 2 Associate Civil / Small Claims cases was uncontested.	Dismissed	35.8%
	Other	2.4%
	Uncontested	54.2%
Felony	Change of Venue	1.5%
Approximately 8 out of every 10 Felony cases were disposed by guilty pleas.	Bench Trial	0.4%
	Dismissed	14.2%
	Guilty Plea	78.9%
	Jury Trial	1.2%
	Other	3.8%
Associate Felony	Bound Over	73.2%
Nearly 3 out of every 4 Associate Felony cases were bound over.	Dismissed	17.6%
	Guilty Plea	7.5%
	Other	1.7%
Misdemeanor	Bench Trial	0.5%
Nearly 2 out of every 3 Misdemeanor cases were disposed by guilty pleas.	Dismissed	33.0%
	Guilty Plea	65.6%
	Other	0.9%
Traffic, Ordinance & Municipal Certification/Trial De Novo	Bench Trial	0.5%
More than 3 out of every 4 Traffic, Ordinance and Municipal Certification / Trial De Novo cases were disposed by guilty pleas.	Dismissed	19.8%
	Guilty Plea	79.1%
	Other	0.6%