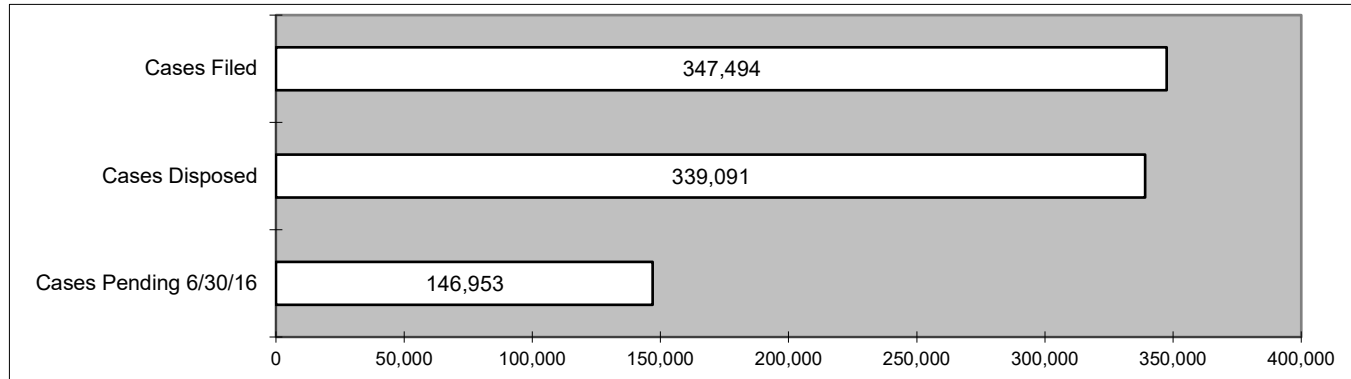
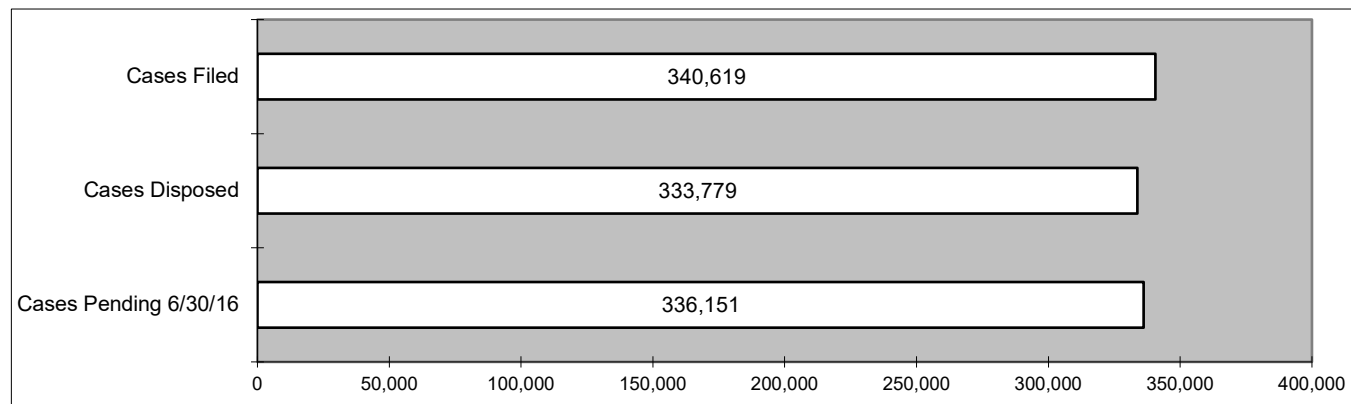


Table 23
Circuit Court, FY 2019
Graphs Filed, Disposed and Pending
Statewide Totals

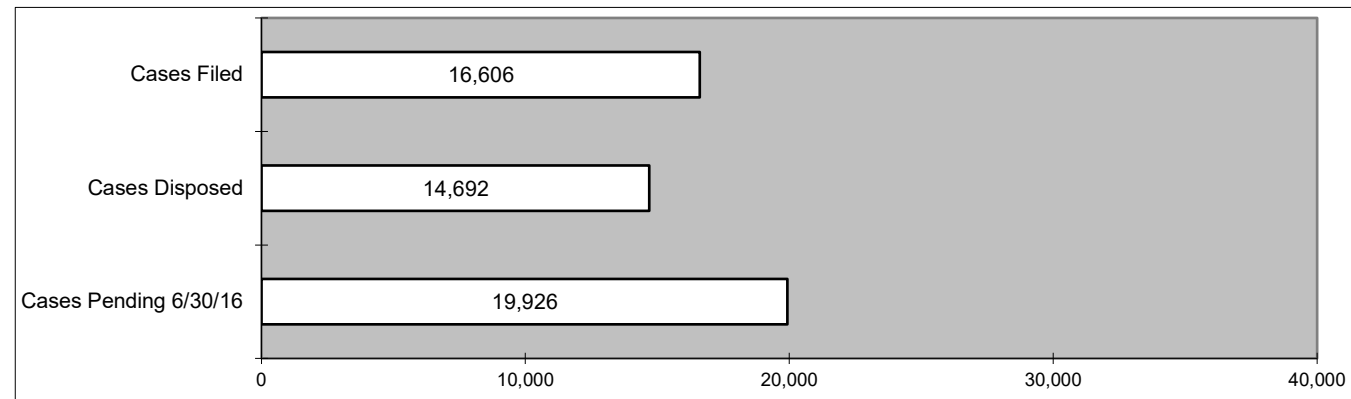
CIVIL



CRIMINAL



JUVENILE



PROBATE

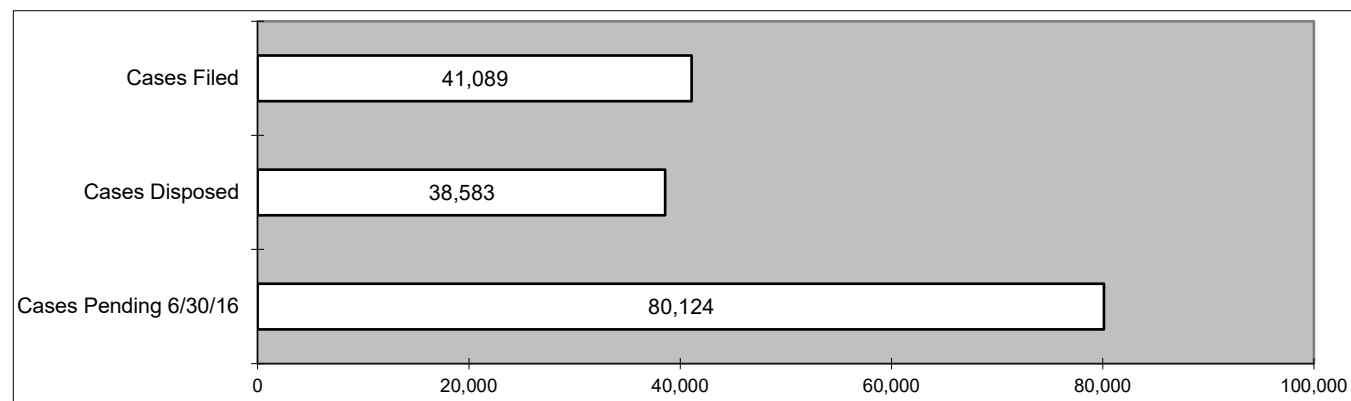


Table 24
Circuit Court, FY 2019
Cases Disposed by Manner of Disposition
Statewide Totals

TYPE OF CASE	Manner of Disposition	Percent of Cases Disposed
Circuit Civil	Change of Venue	1.8%
More than 1 out of every 2 Circuit Civil cases was dismissed.	Bench Trial	17.3%
	Dismissed	59.1%
	Jury Trial	0.6%
	Other	8.9%
	Uncontested	12.2%
Domestic Relations	Change of Venue	0.4%
Nearly 1 out of every 5 Domestic Relations cases was disposed by court trial.	Bench Trial	18.3%
Nearly 1 out of every 2 Domestic Relations cases was dismissed.	Dismissed	48.2%
	Other	3.1%
	Uncontested	30.1%
Associate Civil - Small Claims	Change of Venue	2.0%
More than 1 out of every 3 Associate Civil / Small Claims cases was dismissed.	Bench Trial	4.9%
More than 1 out of every 2 Associate Civil / Small Claims cases was uncontested.	Dismissed	37.0%
	Other	2.2%
	Uncontested	54.0%
Felony	Change of Venue	1.3%
Nearly 8 out of every 10 Felony cases were disposed by guilty pleas.	Bench Trial	0.3%
	Dismissed	16.4%
	Guilty Plea	76.7%
	Jury Trial	1.1%
	Other	4.2%
Associate Felony	Bound Over	71.1%
Nearly 3 out of every 4 Associate Felony cases were bound over.	Dismissed	19.3%
	Guilty Plea	7.6%
	Other	1.9%
Misdemeanor	Bench Trial	0.5%
More than 1 out of every 2 Misdemeanor cases were disposed by guilty pleas.	Dismissed	40.6%
	Guilty Plea	58.1%
	Other	0.8%
Traffic, Ordinance & Municipal Certification/Trial De Novo	Bench Trial	0.5%
More than 3 out of every 4 Traffic, Ordinance and Municipal Certification / Trial De Novo cases were disposed by guilty pleas.	Dismissed	18.9%
	Guilty Plea	80.0%
	Other	0.6%