


MISSOURI JUDICIAL REPORT
SUPPLEMENT



FISCAL 2020

Table of Contents

		Page
	SUMMARY	
Table 1	Judicial Caseload Summary	1

SUPREME COURT

Table 2	Appeals Filed and Disposed	3
Table 3	Death Penalty and Revenue Appeals Filed, FY 2010 - FY 2020	3
Table 4	Transfers by Court of Appeals District	3
Table 5	Writs Filed and Disposed	4
Table 6	Writs Filed by Type of Writ, FY 2010 - FY 2020	4
Table 7	Supervisory Matters Filed and Disposed	4
Table 8	Applications to Transfer	5
Table 9	Motions and Opinions	5

COURT OF APPEALS

Table 10	Appeals and Writs Filed, Disposed, and Pending	7
Table 11	Appeals Disposed by Manner of Disposition	8
Table 12	Appeals, Writs and Motions Filed, FY 2009 - FY 2020	8
Table 13	Writs Filed by Type of Writ, FY 2009 - FY 2020	9
Table 14	Motions Filed and Disposed, FY 2009 - FY 2020	9
Table 15	Population, Appeals and Circuit Court Cases Filed	9

CIRCUIT COURT – STATEWIDE SUMMARY

Table 16	Statistical Summary	11
Table 17	Circuit Court Civil/Domestic Relations Cases Filed and Disposed by Case Type	12
Table 18	Circuit Court Associate Civil Cases Filed and Disposed by Case Type	14
Table 19	Circuit Division Top 50 Charges Filed and Disposed	16
Table 20	Associate Division Top 50 Charges Filed and Disposed	18
Table 21	Circuit Division Charges Filed in Selected Categories	20
Table 22	Associate Division Charges Filed in Selected Categories	21
Table 23	Graphs - Filed, Disposed and Pending	22
Table 24	Circuit Court Cases Disposed by Manner of Disposition	23

CIRCUIT COURT – SUMMARY OF PROFILES

	Map – Missouri’s 45 Judicial Circuits	25
Table 25	Civil, Juvenile, and Probate Cases Filed, Disposed, and Pending	26
Table 26	Criminal Cases Filed, Disposed and Pending	30

Table of Contents (Continued) (2)

CIRCUIT COURT – CIRCUIT PROFILES

Map – Missouri’s 46 Judicial Circuits – with County Seat	35
Circuit Profiles	36

CIRCUIT COURT – CASES FILED

	Chart – Cases Filed Statewide by Case Type Category	129
Table 27	Associate Tort Cases Filed by Case Type	130
Table 28	Associate Contract Cases Filed by Case Type	132
Table 29	Associate Administrative Review Cases Filed by Case Type	134
Table 30	Associate Real Estate Cases Filed by Case Type	136
Table 31	Associate Miscellaneous Civil Cases Filed by Case Type	138
Table 32	Associate Extraordinary Remedy/Small Claims Cases Filed by Case Type	142
Table 33	Circuit Tort Cases Filed by Case Type	144
Table 34	Circuit Contract Cases Filed by Case Type	146
Table 35	Circuit Administrative Review Cases Filed by Case Type	148
Table 36	Circuit Real Estate Cases Filed by Case Type	150
Table 37	Circuit Extraordinary Remedy Cases Filed by Case Type	152
Table 38	Circuit Miscellaneous Civil - Tax Actions - Cases Filed by Case Type	154
Table 39	Circuit Miscellaneous Civil Cases Filed by Case Type	156
Table 40	Circuit and Associate Criminal Cases Filed by Case Type	160
Table 41	Circuit Juvenile Cases Filed by Case Type	162
Table 42	Domestic Relations Cases Filed and Disposed by Case Type	164
Table 43	Probate Estate Cases Filed and Disposed by Case Type	166
Table 44	Probate Mental Health Petitions Filed and Disposed by Case Type	168
Table 45	Probate and Mental Health Abbreviated Matters Filed	170
Table 46	Circuit and Associate Civil Administrative Non-Cases Filed by Case Type	172

CIRCUIT COURT – CASES DISPOSED

	Chart – Cases Disposed Statewide by Case Type Category	175
Table 47	Circuit General Civil Cases Disposed by Manner of Disposition	176
Table 48	Domestic Relations Cases Disposed by Manner of Disposition	178
Table 49	Associate Civil and Small Claims Cases Disposed by Manner of Disposition	180
Table 50	Circuit Felony Cases Disposed by Manner of Disposition	182
Table 51	Associate Felony Cases Disposed by Manner of Disposition	184
Table 52	Circuit and Associate Misdemeanor Cases Disposed by Manner of Disposition	186
Table 53	Circuit and Associate Traffic Cases Disposed by Manner of Disposition	188
Table 54	Associate Ordinance Cases Disposed by Manner of Disposition	190
Table 55	Municipal Certification/Trial De Novo Cases Disposed by Manner of Disposition	192
Table 56	Juvenile Cases Disposed by Manner of Disposition	194

CIRCUIT COURT – JURY TRIAL and JUDGE TYPE DATA

	Chart – Statewide Data on Jury Trials	197
Table 57	Jury Trial Information in Civil and Criminal Cases	198
Table 58	General Circuit Civil Dispositions by Judge Type	200
Table 59	Domestic Relations Dispositions by Judge Type	201
Table 60	Circuit Felony Dispositions by Judge Type	202
Table 61	Judicial Transfers In to a Court	203
Table 62	Judicial Transfers Out of a Court	204

Table of Contents (Continued) (3)

CIRCUIT COURT – TIME STANDARDS

	Time Standards Summary Table	205
Table 63	Age of Cases at Disposition, Circuit Civil (Excluding Domestic Relations)	206
Table 64	Age of Cases at Disposition, Domestic Relations	208
Table 65	Age of Cases at Disposition, Associate Civil	210
Table 66	Age of Cases at Disposition, Circuit Felony	212
Table 67	Age of Cases at Disposition, Associate Criminal	214
Table 68	Percentage of Cases Within Time Standards Limits	216
Table 69	Child Abuse and Neglect Hearings - Timeliness	217
Table 70	Child Abuse and Neglect Cases Hearings - Reasons for Delay	218

TREATMENT COURT

	Map of Missouri Judicial Circuits with Treatment Courts	219
Table 71	Treatment Court Admissions and Exits by Disposition Type	220
Table 72	Treatment Court Admissions and Exits by Disposition Type – DWI Case Types Only	222

OTHER COURT ACTIVITY

	Explanation of Electronic Transfer Records	225
	Map of Counties using Electronic Transfers from Prosecuting Attorney	226
Table 73	Electronic Transfers – Criminal History, Traffic, NICS and Protection Orders	227
Table 74	Electronic Transfers – Prosecuting Attorney, Fine Collection and MSHP	228
Table 75	Garnishments and Executions	230
Table 76	Passport Issuance	231
Table 77	Warrants Issued, Served, Recalled and Pending	232

FINANCIAL INFORMATION

	Summary Charts for Disbursements Data	235
Table 78	Circuit Court Disbursements to State	236
Table 79	Circuit Court Disbursements to Counties	240
Table 80	Circuit Court Disbursements to Municipalities	244
Table 81	Circuit Court Disbursements to Other Recipients	246
	Disbursements Tables - Notes	250
	Explanation of Accounts Receivable Tables	251
Table 82	Circuit Court Accounts Receivable by Age and Case Category	252
Table 83	Circuit Court Accounts Receivable by Tier and Case Category	260
Table 84	Circuit Court Accounts Receivable by Balance and Amount by Case Category	268
Table 85	Circuit Court Average Amount Assessed per Case by Criminal Case Category	272
Table 86	Debt Collection Program	276
Table 87	Tax Offset Program	277
Table 88	Annual Report on Finances of the Judicial Department, CY 2019 – Supreme Court and Court of Appeals	279
Table 89	Annual Report on Finances - Judicial Department, CY 2019 – Circuit Courts	280
Table 90	Annual Report on Finances - Judicial Department, CY 2019 – Circuit Courts – Expenditures	282
Table 91	Annual Report on Finances - Judicial Department, CY 2019 – Detention and Juvenile Div	284
Table 92	Annual Report on Finances - Judicial Department, CY 2019 – Det and Juvenile Expenditures	285

Table of Contents (Continued) (4)

MUNICIPAL DIVISION

	Summary Charts for Municipal Data Collection and Totals	287
Table 93	Municipal Cases Filed, Disposed and Pending	288
Table 94	Municipal Net Disbursements/Collections	293
Table 95	Municipal Division – Warrants Issued	306
Table 96	Annual Report on Finances - Judicial Department, CY 2019 – Municipal Division	310

APPENDICES

Appendix 1	Court of Appeals Districts	320
Appendix 2	Definitions and Explanatory Notes	321
Appendix 3	Descriptions of Time Standards Case Types	324
Appendix 4	List of Case Types Counted on Circuit Profiles	325

JUDICIAL CASELOAD SUMMARY

Table 1
Judicial Caseload Summary, FY 2020

S U P R E M E C O U R T

<u>Case Type</u>	<u>Filed</u>	<u>Disposed</u>
Appeals	48	53
Writs	200	200
Applications to Transfer	298	306
Supervisory Matters	60	66
Total	606	625

C O U R T O F A P P E A L S

<u>Case Type</u>	<u>Filed</u>	<u>Disposed</u>	<u>Pending End</u>
Appeals	2,106	2,396	1,686
Writs	406	418	0
Total	2,512	2,814	1,686

C I R C U I T C O U R T

<u>Case Type</u>	<u>Filed</u>	<u>Disposed</u>	<u>Pending End</u>
Civil			
Circuit Civil	29,542	33,420	48,176
Domestic Relations	91,031	86,570	38,752
Associate Civil/Small Claims	183,875	174,267	66,787
Total	304,448	294,257	153,715

Criminal

Circuit Felony	37,314	36,008	29,639
Associate Felony	59,549	48,589	53,896
Misdemeanors	88,768	77,210	121,517
Traffic	161,641	153,264	140,938
Ordinance	36,855	30,715	31,422
Municipal Certification/TDN	1,073	1,135	1,138
Total	385,200	346,921	378,550

Juvenile Division

15,623	13,991	19,680
---------------	---------------	---------------

Probate Division

Decedent's Estates	4,637	4,355	10,938
Incapacitated/Disabled Estates	2,901	2,432	32,122
Minors' Estates	3,992	3,215	26,977
Mental Health Petitions	1,839	1,548	1,396
Probable Cause Petitions	7	12	157
Simple Probate	27,381	26,377	11,106
Total	40,757	37,939	82,696

TOTAL CIRCUIT

746,028	693,108	634,641
----------------	----------------	----------------

M U N I C I P A L D I V I S I O N

<u>Case Type</u>	<u>Filed</u>	<u>Disposed</u>	<u>Pending End</u>
Alcohol/Drug Related Traffic	10,653	9,316	40,266
Other Traffic	664,314	557,605	1,520,922
Non-Traffic Ordinance	172,573	136,646	503,798
Total	847,540	703,567	2,064,986

“THIS PAGE WAS INTENTIONALLY LEFT BLANK.”

SUPREME COURT

Table 2
Supreme Court, FY 2020
Appeals Filed and Disposed

	<u>Filed</u>	<u>Disposed</u>
Direct Appeals		
- Civil	23	25
- Criminal	4	8
- Interlocutory	0	0
- Other	10	10
Transfers		
- By Order of Supreme Court - Post Opinion	0	0
- By Order of Court of Appeals - Prior to Opinion	1	2
- By Order of Court of Appeals - Post Opinion	6	4
- Recommendations	0	0
- Certifications	0	1
Petitions for Review (Revenue Cases)	<u>4</u>	<u>3</u>
Total	48	53

Table 3
Supreme Court, FY 2010 Through FY 2020
Death Penalty and Revenue Appeals Filed

<u>Fiscal Year</u>	<u>Death Penalty</u>	<u>Revenue Appeals</u>
2010	2	3
2011	2	4
2012	0	3
2013	1	11
2014	3	10
2015	0	5
2016	0	6
2017	0	1
2018	2	4
2019	0	5
2020	0	3

Table 4
Supreme Court, FY 2020
Transfers by Court of Appeals District

	<u>From Western District</u>	<u>From Eastern District</u>	<u>From Southern District</u>	<u>Total</u>
Transfers by Order of Supreme Court Post Opinion	1	0	2	3
Transfers by Order of Court Appeals Prior to Opinion	0	1	0	1
Post Opinion	0	3	2	5
Recommendations	0	0	0	0
Certifications	<u>0</u>	<u>0</u>	<u>0</u>	<u>0</u>
Total	1	4	4	9

Table 5
Supreme Court, FY 2020
Writs Filed and Disposed

	<u>Filed</u>	<u>Disposed</u>
Habeas Corpus	47	49
Prohibition	98	99
Mandamus	51	48
Certiorari	4	4
Quo Warranto	0	0
Other	0	0
Total	<u>200</u>	<u>200</u>

Table 6
Supreme Court, FY 2010 Through FY 2020
Writs Filed by Type of Writ

<u>Fiscal</u> <u>Year</u>	<u>Habeas</u> <u>Corpus</u>	<u>Prohibition</u>	<u>Mandamus</u>	<u>Other</u>	<u>Total</u>
2010	43	93	60	5	271
2011	96	83	57	6	201
2012	70	72	43	8	242
2013	157	87	42	6	292
2014	90	70	52	2	214
2015	83	99	35	5	222
2016	56	85	46	4	191
2017	88	85	40	1	214
2018	73	113	39	1	226
2019	64	110	54	0	228
2020	47	98	51	0	196

Table 7
Supreme Court, FY 2020
Supervisory Matters Filed and Disposed

	<u>Filed</u>	<u>Disposed</u>
Reinstatement	24	23
Discipline	35	39
Surrender	1	4
Removal/Discipline of Judges	0	0
Board of Law Examiners	0	0
Total	<u>60</u>	<u>66</u>

Table 8
Supreme Court, FY 2020
Applications to Transfer

	<u>Filed</u>	<u>Denied</u>	<u>Granted</u>
Prior to Opinion			
Western District	2	2	0
Eastern District	3	3	0
Southern District	1	1	0
Total	<u>6</u>	<u>6</u>	<u>0</u>
Post Opinion			
Western District	129	117	11
Eastern District	110	96	22
Southern District	53	48	6
Total	<u>292</u>	<u>261</u>	<u>39</u>
Grand Total	298	267	39

Disposition of Granted Applications to Transfer

<u>By Opinion</u>	<u>By Order</u>	<u>Other</u>	<u>Total</u>
35	1	3	39

Table 9
Supreme Court, FY 2020
Motions and Opinions

Motions

Type of Motion	<u>Filed</u>	<u>Ruled On</u>
Rehearing	16	16
Other*	659	642
Total	<u>675</u>	<u>658</u>

*The other category includes recall of mandate and stay of execution.

Opinions Issued

Signed Majority	68
Concurring	3
Concurring in Part/Dissenting in Part	3
Dissenting	22
Per Curiam Majority	5
Total	<u>101</u>

Three opinion attached to three (3) separate cases respectively

“THIS PAGE WAS INTENTIONALLY LEFT BLANK.”

COURT OF APPEALS

Table 10
Court of Appeals, FY 2020
Appeals and Writs Filed, Disposed, and Pending

	<u>Western District</u>	<u>Eastern District</u>	<u>Southern District</u>	<u>Total</u>
<u>APPEALS</u>				
Filed				
Civil	565	587	299	1,451
Criminal	221	253	181	655
Total	786	840	480	2,106
Disposed				
Civil	585	655	345	1,585
Criminal	272	328	211	811
Total	857	983	556	2,396
Pending End				
Civil	427	386	145	958
Criminal	286	277	165	728
Total	713	663	310	1,686
<u>WRITS</u>				
Filed				
Mandamus	34	54	26	114
Prohibition	85	90	27	202
Habeas Corpus	31	21	26	78
Certiorari	2	1	0	3
Other	1	5	3	9
Total	153	171	82	406
Disposed				
Mandamus	35	56	29	120
Prohibition	86	94	28	208
Habeas Corpus	31	20	27	78
Certiorari	2	1	0	3
Other	1	5	3	9
Total	155	176	87	418
Pending End				
				0
<u>MOTIONS</u>				
Filed	3,269	3,631	1,635	8,535
Disposed	3,301	3,399	1,818	8,518
<u>OPINIONS HANDED DOWN</u>				
	563	547	330	1,440

Table 11
Court of Appeals, FY 2020
Appeals Disposed by Manner of Disposition

	<u>Western District</u>		<u>Eastern District</u>		<u>Southern District</u>		<u>Total</u>
CIVIL							
By Opinion	293	50%	266	41%	164	48%	723
By Dismissal	266	45%	364	56%	168	49%	798
By Transfer with Opinion	8	1%	16	2%	6	2%	30
By Transfer without Opinion	0	0%	1	0%	1	0%	2
By Order	2	0%	4	1%	0	0%	6
By Other	16	3%	4	1%	6	2%	26
TOTAL	585	100%	655	100%	345	100%	1,585
CRIMINAL							
By Opinion	205	75%	263	80%	154	73%	622
By Dismissal	63	23%	57	17%	50	24%	170
By Transfer with Opinion	1	0%	6	2%	3	1%	10
By Transfer without Opinion	0	0%	1	0%	1	0%	2
By Order	1	0%	0	0%	0	0%	1
By Other	2	1%	1	0%	3	1%	6
TOTAL	272	100%	328	100%	211	100%	811
CIVIL AND CRIMINAL							
By Opinion	498	58%	529	54%	318	57%	1,345
By Dismissal	329	38%	421	43%	218	39%	968
By Transfer with Opinion	9	1%	22	2%	9	2%	40
By Transfer without Opinion	0	0%	2	0%	2	0%	4
By Order	3	0%	4	0%	0	0%	7
By Other	18	2%	5	1%	9	2%	32
TOTAL	857	100%	983	100%	556	100%	2,396

Table 12 *
Court of Appeals, FY 2009 Through FY 2020
Appeals, Writs and Motions Filed

<u>Fiscal Year</u>	<u>Civil Appeals</u>	<u>Criminal Appeals</u>	<u>Total Appeals</u>	<u>Writs</u>	<u>Motions</u>	<u>Total</u>
2009	2,239	1,040	3,279	470	10,546	14,295
2010	2,619	1,075	3,694	418	10,870	14,982
2011	2,587	1,021	3,608	441	11,769	15,818
2012	2,217	1,027	3,244	394	11,208	14,846
2013	2,067	903	2,970	398	10,508	13,876
2014	1,904	903	2,807	394	10,122	13,323
2015	1,883	890	2,773	374	10,322	13,469
2016	1,698	854	2,552	411	10,103	13,066
2017	1,466	844	2,310	435	9,584	12,329
2018	1,428	912	2,340	405	9,275	12,020
2019	1,541	744	2,285	436	9,213	11,934
2020	1,451	655	2,106	406	8,535	11,047

* Fiscal Years 2005-2011 include caseload statistics from all Appellate Court Districts.

Table 13 *
Court of Appeals, FY 2009 Through FY 2020
Writs Filed by Type of Writ

<u>Fiscal Year</u>	<u>Mandamus</u>	<u>Prohibition</u>	<u>Habeas Corpus</u>	<u>Other</u>	<u>Total</u>
2009	137	228	99	6	470
2010	96	226	91	5	418
2011	115	213	100	13	441
2012	111	186	88	9	394
2013	103	194	91	7	395
2014	107	174	101	7	389
2015	111	186	71	5	373
2016	117	202	82	8	409
2017	130	198	89	6	423
2018	92	203	94	11	400
2019	118	231	82	4	435
2020	114	202	78	9	403

Table 14 *
Court of Appeals, FY 2009 Through FY 2020
Motions Filed and Disposed

<u>Fiscal Year</u>	<u>Total Motions Filed</u>	<u>Total Motions Disposed</u>
2009	10,546	10,110
2010	10,870	10,678
2011	11,769	11,363
2012	3,586	3,730
2013	10,508	10,354
2014	10,122	9,763
2015	10,322	9,983
2016	10,103	9,402
2017	9,584	9,336
2018	9,275	9,131
2019	9,275	9,131
2020	8,535	8,518

Table 15
Court of Appeals, FY 2020
Population, Appeals and Circuit Court Cases Filed

	<u>Western District</u>		<u>Eastern District</u>		<u>Southern District</u>		<u>Total</u>
Population	2,149,340	35%	2,502,856	41%	1,485,232	24%	6,137,428
Appeals Filed	786	37%	840	40%	480	23%	2,106
Circuit Court Cases Filed	280,457	38%	235,773	32%	228,215	31%	744,445

* Fiscal Years 2005-2011 include caseload statistics from all Appellate Court Districts.

“THIS PAGE WAS INTENTIONALLY LEFT BLANK.”

CIRCUIT COURT

Statewide Summary

**Table 16
Circuit Court, FY 2020
Statistical Summary
Statewide Totals**

FY 2020 Caseload

	<u>Filed</u>	<u>Disposed</u>	<u>Pending End</u>	<u>D/F Ratio</u>	<u>% Change in Filed FY19 - FY20</u>
Civil					
Circuit Civil	29,542	33,420	48,176	1.13	-25.3%
Domestic Relations	91,031	86,570	38,752	0.95	-7.3%
Associate Civil/Small Claims	183,875	174,267	66,787	0.95	-12.3%
Subtotal	304,448	294,257	153,715	0.97	-12.4%
Criminal*					
Circuit Felony	37,314	36,008	29,639	0.96	-17.1%
Associate Felony	59,549	48,589	53,896	0.82	-3.9%
Misdemeanors	88,768	77,210	121,517	0.87	-0.9%
Traffic	161,641	153,264	140,938	0.95	43.9%
Ordinance	36,855	30,715	31,422	0.83	24.1%
Municipal Certification/Trial De Novo	1,073	1,135	1,138	1.06	-35.5%
Subtotal	385,200	346,921	378,550	0.90	13.2%
crime victims compensation act judgments were assessed in fiscal 2018.					
Juvenile**	15,623	13,991	19,680	0.89	4.6%
Probate					
Decedent's Estates	4,637	4,355	10,938	0.94	-0.6%
Incapacitated/Disabled Estates	2,901	2,432	32,122	0.84	-0.7%
Minors' Estates	3,992	3,215	26,977	0.81	-5.0%
Mental Health Petitions	1,839	1,548	1,396	0.84	0.3%
Probable Cause Petitions	7	12	157	1.71	0.0%
Simple Probate	27,381	26,377	11,106	0.96	-0.2%
Subtotal	40,757	37,939	82,696	0.93	-0.7%
Total	746,028	693,108	634,641	0.93	0.1%

* Criminal caseloads do not include cases processed/provided by the Fine Collection Center.

** The D/F ratio and % change for Juvenile cases do not include motions to modify (MMOD).

	<u>Filed</u>	<u>Disposed</u>	<u>Pending End</u>
Municipal Division			
Alcohol/Drug Related Traffic	10,653	9,316	40,266
Other Traffic	664,314	557,605	1,520,922
Non-Traffic Ordinance	172,573	136,646	503,798
Total	847,540	703,567	2,064,986

Table 17
Circuit Court, FY 2020
Circuit Civil/Domestic Relations Cases Filed and Disposed by Case Type
Statewide Totals

Circuit Civil

	<u>Description</u>	<u>Filings</u>		<u>Dispositions</u>	
Tort					
	Asbestos	278		133	
	Personal Injury - Federal Employee Liability Act	35		42	
	Personal Injury - Malpractice	525		481	
	Personal Injury - Product Liability	2,694		306	
	Personal Injury - Vehicular	4,285		3,965	
	Personal Injury - Other	2,012		1,855	
	Property Damage	264		250	
	Wrongful Death	730		628	
	Employment Discrimination	688		773	
	Public Accommodation	15		16	
	Other Tort	1,136		1,029	
	Subtotal and Percentage of Total Circuit Civil Cases	12,662	42.9%	9,478	28.2%
Contract					
	Breach of Contract	2,505		2,259	
	Promissory Note	218		231	
	Specific Performance	47		42	
	Suit on Account	919		934	
	Other Contract	675		659	
	Subtotal and Percentage of Total Circuit Civil Cases	4,364	14.8%	4,125	12.3%
Administrative Review					
	Chapter 536 State Agency Review	113		123	
	License Revocation/Suspended	570		464	
	Limited Driving Privilege	346		315	
	Hearing - Refuse Take Breathalyzer	433		383	
	Trial De Novo of Department of Revenue Decision	196		196	
	Review Department of Revenue Dealer License	9		7	
	Other Administrative Review	568		438	
	Subtotal and Percentage of Total Circuit Civil Cases	2,235	7.6%	1,926	5.7%
Real Estate					
	Application to Enforce Mechanics' Liens	78		65	
	Eminent Domain/Condemnation - State	12		13	
	Eminent Domain/Condemnation - Other	48		43	
	Exception	13		10	
	Foreclosure	145		135	
	Landlord Complaint	13		8	
	Partition	229		210	
	Quiet Title	1,157		1,112	
	Rent and Possession	156		155	
	Unlawful Detainer	66		63	
	Other Real Estate	1,215		2,135	
	Subtotal and Percentage of Total Circuit Civil Cases	3,132	10.6%	3,949	11.8%
Extraordinary Remedy					
	Declaratory Judgment	848		761	
	Habeas Corpus	210		188	
	Injunction	297		266	
	Show Cause to Enforce Jury Service	33		45	
	Temporary Restraining Order	124		120	
	Other Extraordinary Remedy	114		107	
	Subtotal and Percentage of Total Circuit Civil Cases	1,626	5.5%	1,487	4.4%

Table 17
Circuit Court, FY 2020
Circuit Civil/Domestic Relations Cases Filed and Disposed by Case Type
Statewide Totals

Description	Filings	Dispositions
Miscellaneous		
Delinquent City License Fee	0	0
Delinquent City Taxes	14	18
Delinquent County License Fee	0	0
Delinquent County Taxes	0	0
Delinquent Sales Tax	0	0
Delinquent State Tax	0	0
Personal Property Tax	2	7,324
Tax Action - Other	57	109
Action Against Garnishee	70	53
Arbitration Filed	16	10
Criminal Activity Forfeiture Act	343	412
Common Law Lien Petition	3	2
Contempt	2	5
Establishment of Charters	0	0
Examination Judgment Debtor	0	0
Expungment/Correction of Arrest Record	296	674
Expungment Criminal Records	824	269
Incarceration Reimbursement 217.835	0	17
Pro Forma	7	6
Registration of Foreign Judgment	555	546
Replevin	332	318
Revival of Judgment	7	2
Small Claims Certified to Circuit	13	16
Small Claims Trial De Novo	252	255
Supreme Court Rules 24.035 and 29.15	735	791
Out of State Witness	117	88
Trial De Novo	192	155
Will Contest	29	26
Other Miscellaneous	1,657	1,506
Subtotal and Percentage of Total Circuit Civil Cases	5,523 18.7%	12,602 37.5%
Total Circuit Civil	29,542	33,567
Domestic Relations		
Adult Abuse - Ext/Mod	1	1
Adult Abuse - Not Stalking	25,850	24,288
Adult Abuse - Stalking	15,760	15,017
Change of Name	2,650	2,530
Child Protection Extension/Modification	0	0
Child Protection Order	7,584	7,341
Contempt (Includes IV-D)	454	683
Dissolution of Marriage with Children	10,418	9,789
Dissolution of Marriage without Children	11,758	10,963
Family Access Motion	758	608
Habeas Corpus	50	40
IV-D Administrative Order with Hearing	240	155
Legal Separation, Annulment, Separate Maintenance	310	306
Modify Registration of Foreign Judgment	28	31
Motion to Modify (Includes IV-D)	6,186	5,697
Paternity (Includes IV-D)	6,102	6,319
Registration of Foreign Judgment - Custody	112	115
Registration of Foreign Judgment - Dissolution	157	161
Registration of Foreign Order of Protection	10	9
UIFSA - Initiating IV-D	24	33
UIFSA - Responding IV-D	166	161
URESAs - Initiating, URESAs - Initiating IV-D	6	7
URESAs - Responding, URESAs - Responding IV-D	7	8
Other Domestic Relations (Includes IV-D)	1,526	1,897
Set Aside Paternity Judgment	6	7
Motion to Modify Paternity	869	731
Total Domestic Relations	91,032	86,897

Table 18
Circuit Court, FY 2020
Associate Civil Cases Filed and Disposed by Case Type
Statewide Totals

Associate Civil

Tort	Description	Filings		Dispositions	
	Asbestos	1		2	
	Employment Discrimination 213.111	3		0	
	Personal Injury - Federal Employee Liability Act	0		0	
	Personal Injury - Malpractice	4		2	
	Personal Injury - Product Liability	10		11	
	Personal Injury - Vehicular	375		335	
	Personal Injury - Other	137		134	
	Property Damage	1,512		1,564	
	Wrongful Death	22		19	
	Tort Damages	11		10	
	Other Tort	977		993	
	Subtotal and Percentage of Total Associate Civil Cases	3,052	1.7%	3,070	1.8%
Contract					
	Breach of Contract	33,220		31,674	
	Promissory Note	3,546		3,604	
	Specific Performance	29		21	
	Suit on Account	67,965		63,652	
	Contract Account	11,861		10,955	
	Other Contract	6,767		5,988	
	Subtotal and Percentage of Total Associate Civil Cases	123,388	67.1%	115,894	66.2%
Administrative Review					
	Chapter 536 State Agency Review	15		11	
	Driver's License Revocation 302.311 RSMo	772		681	
	Petition for SATOP Review	605		592	
	Refuse Breathalyzer 302.750/577.04 RSMo	2,140		1,823	
	Limited Driving Privilege 302.309 RSMo	551		472	
	Trial De Novo of Department of Revenue Decision	355		353	
	Other Administrative Review	321		274	
	Subtotal and Percentage of Total Associate Civil Cases	4,759	2.6%	4,206	2.4%
Real Estate					
	Application to Enforce Mechanic's Liens	32		36	
	Eminent Domain/Condemnation - Other	0		0	
	Eminent Domain/Condemnation - State	0		0	
	Exception	0		1	
	Foreclosure	2		5	
	Landlord Complaint	2,174		2,198	
	Landlord Actions	9,266		9,365	
	Partition	1		1	
	Quiet Title	8		6	
	Rent and Possession	21,446		21,675	
	Unlawful Detainer	4,206		4,088	
	Other Real Estate	239		212	
	Subtotal and Percentage of Total Associate Civil Cases	37,374	20.3%	37,587	21.5%
Extraordinary Remedy					
	Declaratory Judgment	739		713	
	Habeas Corpus	1		3	
	Injunction	2		1	
	Show Cause to Enforce Jury Service	7		6	
	Temporary Restraining Order	1		1	
	Other Extraordinary Remedy	2		0	
	Subtotal and Percentage of Total Associate Civil Cases	752	0.4%	724	0.4%

Table 18
Circuit Court, FY 2020
Associate Civil Cases Filed and Disposed by Case Type
Statewide Totals

Description	Filings			Dispositions	
Miscellaneous					
Action Against Garnishee	1			1	
Arbitration Filed	2			4	
Criminal Activity Forfeiture Act	43			32	
Common Law Lien Petition	0			0	
Contempt	41			41	
Delinquent City License Fee	0			3	
Delinquent City Taxes	4,989			4,160	
Delinquent County License Fee	0			3	
Delinquent County Taxes	0			144	
Delinquent Sales Tax	1			1	
Delinquent State Tax	0			0	
Personal Property Tax	360			562	
Tax Action - Other	5			4	
Establishment of Charters	0			0	
Examination Judgment Debtor	1			1	
Expungment/Correction of Arrest Record	85			80	
Expungment Criminal Records	7			1	
Grandparent Visitation	12			10	
Gun Permit Appeal	0			0	
Out of State Witness	3			3	
Owner/Lienholder Petition for Property Release	11			7	
Registration of Foreign Judgment, Excluding Domestic Relations	1,006			1,006	
Replevin	383			364	
Revival of Judgment	3			6	
Other Miscellaneous	1,186			1,124	
Subtotal and Percentage of Total Associate Civil Cases	8,139	4.4%		7,557	4.3%
Small Claims					
Small Claims	6,278			6,084	
Conceal Carry Appeal	20			18	
Petition Revocation Conceal Carry	1			2	
Subtotal and Percentage of Total Associate Civil Cases	6,299	3.4%		6,104	3.5%
Total Associate Civil and Small Claims	183,763			175,142	

Table 19
Circuit Divisions, FY 2020
Top Fifty State Charges Filed*
Statewide Totals

<u>Statute</u>	<u>New Charge Code</u>	<u>Level</u>	<u>Charge Code Description</u>	<u>Count of Charges</u>
579.015	579.015-001Y201735	Fel/D	Possession Of Controlled Substance Except 35 Grams Or Less Of Marijuana/Synthetic Cannabinoid	12,996
570.03	570.030-035Y201723	Fel/D	Stealing - \$750 Or More	2,591
579.074	579.074-003Y201735	Misd/D	Unlawful Possession Of Drug Paraphernalia	2,591
571.015	571.015-001Y197552	Fel	Armed Criminal Action	2,296
569.17	569.170-001Y201722	Fel/D	Burglary - 2nd Degree	1,951
570.09	570.090-001Y201725	Fel/D	Forgery	1,914
579.02	579.020-004Y201735	Fel/C	Delivery Of Controlled Substance Except 35 Grams Or Less Of Marijuana Or Synthetic Cannabinoid	1,892
569.08	569.080-002Y201729	Fel/D	Tampering With Motor Vehicle - 1st Degree	1,857
571.07	571.070-001Y201752	Fel/D	Unlawful Possession Of A Firearm	1,748
565.074	565.074-003Y201713	Fel/E	Domestic Assault - 3rd Degree	1,606
565.073	565.073-003Y201713	Fel/D	Domestic Assault - 2nd Degree	1,488
575.15	575.150-001Y201748	Fel/E	Resisting/Interfering With Arrest For A Felony	1,340
575.15	575.150-002Y201748	Fel/E	Resisting Arrest/Detention/Stop By Fleeing - Creating A Substantial Risk Of Serious Injury/Death To Any Person	1,103
302.321	302.321-005Y201754	Fel/E	Driving While Revoked/Suspended	1,040
571.03	571.030-019Y201752	Fel/E	Unlawful Use Of Weapon - Subsection 11 - Possess Weapon And A Felony Controlled Substance	1,009
571.03	571.030-010Y201752	Fel/E	Unlawful Use Of Weapon - Subsection 4 - Exhibiting	967
579.074	579.074-002Y201735	Misd/A	Unlawful Possession Of Drug Paraphernalia - Prior Drug Offense	926
569.16	569.160-001Y201722	Fel/B	Burglary 1st Degree	876
569.1	569.100-001Y201729	Fel/E	Property Damage 1st Degree	861
577.01	577.010-028Y201754	Fel/E	Dwi - Persistent	781
570.03	570.030-040Y201723	Fel/D	Stealing - All Other Property Under 570.030.5(3)	758
579.015	579.015-004Y201735	Misd/D	Possession Of Marijuana/Synthetic Cannabinoid Of 10 Grams Or Less	742
568.045	568.045-005Y201738	Fel/D	Endangering The Welfare Of A Child Creating Substantial Risk- 1st Degree - 1st Offense - No Sexual Conduct	741
568.04	568.040-001Y201738	Fel/E	Non-Support, Total Arrears In Excess Of 12 Monthly Payments Due Under Order Of Support	739
570.03	570.030-043Y201723	Misd/A	Stealing	693
570.023	570.023-001Y201712	Fel/A	Robbery - 1st Degree	679
570.03	570.030-038Y201724	Fel/D	Stealing - Motor Vehicle/Watercraft/Aircraft	669
569.12	569.120-001N201629	Misd/B	Property Damage - 2nd Degree	650
302.321	302.321-003Y201754	Misd/D	Driving While Revoked/Suspended - 1st Offense	613
565.05	565.050-001Y198413	Fel/A	Assault 1st Degree Or Attempt - Serious Physical Injury Or Special Victim	581
565.09	565.090-003Y201753	Fel/E	Harassment - 1st Degree	502
565.054	565.054-002Y201713	Fel/E	Assault - 3rd Degree	497
575.15	575.150-003Y191048	Misd/A	Resisting/Interfering With Arrest, Detention Or Stop	471
570.03	570.030-037Y201723	Fel/D	Stealing - Firearm/Explosive Weapon/Ammonium Nitrate	458
565.052	565.052-001Y201713	Fel/D	Assault - 2nd Degree	450
570.03	570.030-042Y201723	Fel/E	Stealing - 4th Or Subsequent Stealing Offense Within 10 Years	431
195.202	195.202-001Y198935	Fel/C	Possession Of Controlled Substance Except 35 Grams Or Less Of Marijuana	427
565.05	565.050-002Y197913	Fel/B	Assault - 1st Degree Or Attempt	413
570.03	570.030-048Y201728	Fel/D	Receiving Stolen Property	397
577.06	577.060-002Y201754	Fel/E	Leaving Scene Of Accident - Property Damage Exceeding \$1,000	362
303.025	303.025-003N201754	Misd/D	Ownr Opr Mv Wtht Maintng Fncl Rspnbilty (Mv Rqrd To Be Regd) - 1st Offense	361
568.06	568.060-002Y201738	Fel/D	Abuse Or Neglect Of A Child Under Section 568.060.5(1) - No Sexual Contact	358
577.01	577.010-025Y201754	Fel/D	Dwi - Aggravated	355
570.12	570.120-001Y201726	Fel/E	Passing Bad Check	351
568.045	568.045-008Y201738	Fel/D	Endangering The Welfare Of A Child Involving Drugs- 1st Degree - 1st Offense	347
577.01	577.010-032Y201754	Misd/B	Dwi	331
570.03	570.030-044Y201723	Misd/D	Stealing - Value Less Than \$150 And No Prior Stealing Offense	325
565.076	565.076-002Y201713	Misd/A	Domestic Assault - 4th Degree - 1st or 2nd Offense	319
589.425	589.425-001Y201736	Fel/E	Fail To Register As A Sex Offender Pursuant To Secs 589.400-.425	302
573.037	573.037-001Y200837	Fel/B	Possession Of Child Pornography - 2nd/Subseq Ofns Or Possess >20 Pics/One Film/Videotape	300

* These do not include Ordinance charges. There may be multiple charges per case.

Table 19
Circuit Divisions, FY 2020
Top Fifty State Charges Disposed*
Statewide Totals

<u>Statute</u>	<u>New Charge Code</u>	<u>Level</u>	<u>Charge Code Description</u>	<u>Count of Charges</u>
579.015	579.015-001Y201735	Fel/D	Possession Of Controlled Substance Except 35 Grams Or Less Of Marijuana/Synthetic Cannabinoid	12,194
579.074	579.074-003Y201735	Misd/D	Unlawful Possession Of Drug Paraphernalia	2,631
571.015	571.015-001Y197552	Felony	Armed Criminal Action	2,050
570.03	570.030-035Y201723	Fel/D	Stealing - \$750 Or More	1,975
570.09	570.090-001Y201725	Fel/D	Forgery	1,798
569.17	569.170-001Y201722	Fel/D	Burglary - 2nd Degree	1,734
579.02	579.020-004Y201735	Fel/C	Delivery Of Controlled Substance Except 35 Grams Or Less Of Marijuana Or Synthetic Cannabinoid	1,667
569.08	569.080-002Y201729	Fel/D	Tampering With Motor Vehicle - 1st Degree	1,582
571.07	571.070-001Y201752	Fel/D	Unlawful Possession Of A Firearm	1,516
565.074	565.074-003Y201713	Fel/E	Domestic Assault - 3rd Degree	1,181
565.073	565.073-003Y201713	Fel/D	Domestic Assault - 2nd Degree	1,114
195.202	195.202-001Y198935	Fel/C	Possession Of Controlled Substance Except 35 Grams Or Less Of Marijuana	1,090
575.15	575.150-001Y201748	Fel/E	Resisting/Interfering With Arrest For A Felony	1,085
575.15	575.150-002Y201748	Fel/E	Resisting Arrest/Detention/Stop By Fleeing - Creating A Substantial Risk Of Serious Injury/Death To Any Person	932
571.03	571.030-019Y201752	Fel/E	Unlawful Use Of Weapon - Subsection 11 - Possess Weapon And A Felony Controlled Substance	914
579.074	579.074-002Y201735	Misd/A	Unlawful Possession Of Drug Paraphernalia - Prior Drug Offense	896
570.03	570.030-043Y201723	Misd/A	Stealing	894
571.03	571.030-010Y201752	Fel/E	Unlawful Use Of Weapon - Subsection 4 - Exhibiting	828
302.321	302.321-005Y201754	Fel/E	Driving While Revoked/Suspended	794
579.015	579.015-004Y201735	Misd/D	Possession Of Marijuana/Synthetic Cannabinoid Of 10 Grams Or Less	783
577.01	577.010-028Y201754	Fel/E	Dwi - Persistent	695
568.045	568.045-005Y201738	Fel/D	Endangering The Welfare Of A Child Creating Substantial Risk- 1st Degree - 1st Offense - No Sexual Conduct	662
568.04	568.040-001Y201738	Fel/E	Non-Support, Total Arrears In Excess Of 12 Monthly Payments Due Under Order Of Support	654
569.1	569.100-001Y201729	Fel/E	Property Damage 1st Degree	646
565.076	565.076-002Y201713	Misd/A	Domestic Assault - 4th Degree - 1st or 2nd Offense	629
302.321	302.321-003Y201754	Misd/D	Driving While Revoked/Suspended - 1st Offense	622
570.03	570.030-040Y201723	Fel/D	Stealing - All Other Property Under 570.030.5(3)	604
569.12	569.120-001N201629	Misd/B	Property Damage - 2nd Degree	582
570.03	570.030-038Y201724	Fel/D	Stealing - Motor Vehicle/Watercraft/Aircraft	550
569.16	569.160-001Y201722	Fel/B	Burglary 1st Degree	546
565.052	565.052-001Y201713	Fel/D	Assault - 2nd Degree	517
575.15	575.150-003Y191048	Misd/A	Resisting/Interfering With Arrest, Detention Or Stop	514
570.023	570.023-001Y201712	Fel/A	Robbery - 1st Degree	465
577.01	577.010-032Y201754	Misd/B	Dwi	459
565.054	565.054-002Y201713	Fel/E	Assault - 3rd Degree	435
570.03	570.030-037Y201723	Fel/D	Stealing - Firearm/Explosive Weapon/Ammonium Nitrate	433
565.056	565.056-001Y201713	Misd/A	Assault - 4th Degree - Pursuant To Subdivisions (1), (2), (4), (5)	410
570.03	570.030-048Y201728	Fel/D	Receiving Stolen Property	395
570.03	570.030-042Y201723	Fel/E	Stealing - 4th Or Subsequent Stealing Offense Within 10 Years	377
570.03	570.030-044Y201723	Misd/D	Stealing - Value Less Than \$150 And No Prior Stealing Offense	340
565.09	565.090-003Y201753	Fel/E	Harassment - 1st Degree	330
303.025	303.025-003N201754	Misd/D	Owne Opr Mv Wtht Maintng Fncl Rspnblty (Mv Rqrd To Be Regd) - 1st Offense	322
577.01	577.010-025Y201754	Fel/D	Dwi - Aggravated	322
565.05	565.050-001Y198413	Fel/A	Assault 1st Degree Or Attempt - Serious Physical Injury Or Special Victim	310
579.015	579.015-003Y201735	Misd/A	Possession Of Marijuana/Synthetic Cannabinoid Of 10 Grams Or Less - Prior Drug Offense	287
568.045	568.045-008Y201738	Fel/D	Endangering The Welfare Of A Child Involving Drugs- 1st Degree - 1st Offense	285
577.06	577.060-002Y201754	Fel/E	Leaving Scene Of Accident - Property Damage Exceeding \$1,000	285
569.14	569.140-001N201657	Misd/B	Trespass - 1st Degree	282
570.12	570.120-001Y201726	Fel/E	Passing Bad Check	282
565.05	565.050-002Y197913	Fel/B	Assault - 1st Degree Or Attempt	278

* These do not include Ordinance charges. There may be multiple charges per case.

Table 20

Associate Divisions, FY 2020
Top Fifty State Charges Filed*
Statewide Totals

<u>Statute</u>	<u>New Charge Code</u>	<u>Level</u>	<u>Charge Code Description</u>	<u>Count of Charges</u>
307.178	307.178-001N199754	Infrac	Driver/Front Seat Passenger Fail To Wear Properly Adjusted/Fastened Safety Belt	33,843
304.01	304.010-004N199954	Misd/C	Exceeded Posted Speed Limit (Exceeded By 11 - 15 Mph)	26,433
304.01	304.010-005N199954	Misd/C	Exceeded Posted Speed Limit (Exceeded By 16 - 19 Mph)	20,363
579.015	579.015-001Y201735	Fel/D	Possession Of Controlled Substance Except 35 Grams Or Less Of Marijuana/Synthetic Cannabinoid	20,327
304.01	304.010-006N201154	Misd/B	Exceeded Posted Speed Limit (Exceeded By 20 - 25 Mph)	18,848
303.025	303.025-003N201754	Misd/D	Ownr Opr Mv Wtht Maintng Fncl Rspnblty (Mv Rqrd To Be Regd) - 1st Offense	18,758
301.02	301.020-001N198654	Misd/B	Failure To Register Motor Vehicle	15,153
302.321	302.321-003Y201754	Misd/D	Driving While Revoked/Suspended - 1st Offense	10,419
579.074	579.074-003Y201735	Misd/D	Unlawful Possession Of Drug Paraphernalia	9,922
304.01	304.010-003N199954	Misd/C	Exceeded Posted Speed Limit (Exceeded By 6-10 Mph)	9,178
577.01	577.010-032Y201754	Misd/B	Dwi	7,793
301.13	301.130-002N200954	Infrac	Fail To Display Plates On Mtr Veh/Trl	7,592
302.02	302.020-003Y201754	Misd/D	Operate Vehicle On Highway Without A Valid License - 1st Offense	7,351
304.01	304.010-007N201154	Misd/B	Exceeded Posted Speed Limit (Exceeded By 26 Mph Or More)	7,074
579.015	579.015-004Y201735	Misd/D	Possession Of Marijuana/Synthetic Cannabinoid Of 10 Grams Or Less	6,816
570.03	570.030-035Y201723	Fel/D	Stealing - \$750 Or More	3,910
304.18	304.180-001N192554	Misd	Weight On Tandem Axle Exceeded 34,000 Lbs	3,758
570.12	570.120-002Y201726	Misd/A	Passing Bad Check	3,746
565.074	565.074-003Y201713	Fel/E	Domestic Assault - 3rd Degree	3,739
303.025	303.025-002N201754	Misd/D	Oper Motor Vehicle Owned By Another Knowing Owner Of Vehicle Has Not Maintained Financial Responsibility	3,126
304.01	304.010-002N199954	Infrac	Exceeded Posted Speed Limit (Exceeded By 1 - 5 Mph)	3,101
571.015	571.015-001Y197552	Fel	Armed Criminal Action	2,986
569.08	569.080-002Y201729	Fel/D	Tampering With Motor Vehicle - 1st Degree	2,933
569.17	569.170-001Y201722	Fel/D	Burglary - 2nd Degree	2,800
570.03	570.030-043Y201723	Misd/A	Stealing	2,778
570.09	570.090-001Y201725	Fel/D	Forgery	2,753
302.321	302.321-004Y201754	Misd/A	Driving While Revoked/Suspended - 2nd Or 3rd Offense	2,698
565.073	565.073-003Y201713	Fel/D	Domestic Assault - 2nd Degree	2,644
571.07	571.070-001Y201752	Fel/D	Unlawful Possession Of A Firearm	2,617
579.074	579.074-002Y201735	Misd/A	Unlawful Possession Of Drug Paraphernalia - Prior Drug Offense	2,363
569.12	569.120-001N201629	Misd/B	Property Damage - 2nd Degree	2,276
579.02	579.020-004Y201735	Fel/C	Delivery Of Controlled Substance Except 35 Grams Or Less Of Marijuana Or Synthetic Cannabinoid	2,265
304.012	304.012-002N199654	Misd/A	Oper A Motor Vehicle In A Careless And Imprudent Manner, Involving An Accident	2,192
307.173	307.173-001N201054	Misd/C	Operate Motor Veh W/Vis Reducing Material Applied To Windshield/Excess Vision Reducing Matrl Applied To Side	2,164
565.076	565.076-003Y201713	Misd/A	Domestic Assault - 4th Degree - 1st Or 2nd Offense (1),(5)	2,045
569.14	569.140-001N201657	Misd/B	Trespass - 1st Degree	1,977
575.15	575.150-001Y201748	Fel/E	Resisting/Interfering With Arrest For A Felony	1,963
70.441	70.441-001N199355	Misd	Violations Of Rules And Regulations Of Rapid Transit Car, Bus Or Other Conveyance	1,839
570.03	570.030-044Y201723	Misd/D	Stealing - Value Less Than \$150 And No Prior Stealing Offense	1,833
304.017	304.017-001N197554	Misd/C	Car/Motorcycle/Truck Under 18000 Lbs Followed Another Vehicle Too Closely	1,774
302.321	302.321-005Y201754	Fel/E	Driving While Revoked/Suspended	1,764
571.03	571.030-010Y201752	Fel/E	Unlawful Use Of Weapon - Subsection 4 - Exhibiting	1,756
304.015	304.015-014N201054	Misd/C	Fail To Drive On Right Half Of Rdwy When Rdwy Was Of Sufficient Width	1,718
304.015	304.015-026N201054	Misd/C	Fail To Drive Within Right Lane Of Hwy With 2 Or More Lanes In Same Direction	1,704
548.141	548.141-001Y195349	Fel	Fugitive From Out Of State	1,647
565.076	565.076-002Y201713	Misd/A	Domestic Assault - 4th Degree - 1st or 2nd Offense	1,641
575.15	575.150-002Y201748	Fel/E	Resisting Arrest/Detention/Stop By Fleeing - Creating A Substantial Risk Of Serious Injury/Death To Any Person	1,527
575.15	575.150-003Y191048	Misd/A	Resisting/Interfering With Arrest, Detention Or Stop	1,526
455.085	455.085-002Y200950	Misd/A	Violation Of Order Of Protection For Adult	1,464
304.012	304.012-001N199554	Misd/B	Oper A Motor Vehicle In A Careless And Imprudent Manner	1,429

* These do not include Ordinance charges. There may be multiple charges per case.

Table 20**Associate Divisions, FY 2020****Top Fifty State Charges Disposed*****Statewide Totals**

<u>Statute</u>	<u>New Charge Code</u>	<u>Level</u>	<u>Charge Code Description</u>	<u>Count of Charges</u>
307.178	307.178-001N199754	Infrac	Driver/Front Seat Passenger Fail To Wear Properly Adjusted/Fastened Safety Belt	32,406
301.02	301.020-001N198654	Misd/B	Failure To Register Motor Vehicle	18,944
304.01	304.010-004N199954	Misd/C	Exceeded Posted Speed Limit (Exceeded By 11 - 15 Mph)	17,753
303.025	303.025-003N201754	Misd/D	Ownr Opr Mv Wtht Maintng Fncl Rspnbly (Mv Rqrd To Be Regd) - 1st Offense	14,756
579.015	579.015-001Y201735	Fel/D	Possession Of Controlled Substance Except 35 Grams Or Less Of Marijuana/Synthetic Cannabinoid	14,516
304.01	304.010-005N199954	Misd/C	Exceeded Posted Speed Limit (Exceeded By 16 - 19 Mph)	12,248
304.01	304.010-006N201154	Misd/B	Exceeded Posted Speed Limit (Exceeded By 20 - 25 Mph)	10,020
304.01	304.010-002N199954	Infrac	Exceeded Posted Speed Limit (Exceeded By 1 - 5 Mph)	8,288
579.074	579.074-003Y201735	Misd/D	Unlawful Possession Of Drug Paraphernalia	7,866
301.13	301.130-002N200954	Infrac	Fail To Display Plates On Mtr Veh/Trl	6,972
307.17	307.170-003N199654	Infrac	Operated Mtr Veh With Brakes Not In Good Working Order (2 Sets Except Motorcycle)	6,822
304.01	304.010-003N199954	Misd/C	Exceeded Posted Speed Limit (Exceeded By 6-10 Mph)	6,495
307.17	307.170-002N199654	Infrac	Failed To Equip Veh With Muffler/Adequate Muffler/Properly Attached Muffler	6,415
302.321	302.321-003Y201754	Misd/D	Driving While Revoked/Suspended - 1st Offense	6,079
577.01	577.010-032Y201754	Misd/B	Dwi	6,025
302.02	302.020-003Y201754	Misd/D	Operate Vehicle On Highway Without A Valid License - 1st Offense	5,688
579.015	579.015-004Y201735	Misd/D	Possession Of Marijuana/Synthetic Cannabinoid Of 10 Grams Or Less	5,206
304.18	304.180-001N192554	Misd	Weight On Tandem Axle Exceeded 34,000 Lbs	3,746
304.01	304.010-007N201154	Misd/B	Exceeded Posted Speed Limit (Exceeded By 26 Mph Or More)	3,107
570.12	570.120-002Y201726	Misd/A	Passing Bad Check	2,961
570.03	570.030-035Y201723	Fel/D	Stealing - \$750 Or More	2,877
565.074	565.074-003Y201713	Fel/E	Domestic Assault - 3rd Degree	2,731
565.076	565.076-002Y201713	Misd/A	Domestic Assault - 4th Degree - 1st or 2nd Offense	2,602
571.015	571.015-001Y197552	Fel	Armed Criminal Action	2,548
303.025	303.025-002N201754	Misd/D	Oper Motor Vehicle Owned By Another Knowing Owner Of Vehicle Has Not Maintained Financial Responsibility	2,463
304.024	304.024-001N199654	Infrac	Stopped Or Parked Veh In Prohibited Area Established By Hwy Commission	2,454
570.03	570.030-043Y201723	Misd/A	Stealing	2,359
569.08	569.080-002Y201729	Fel/D	Tampering With Motor Vehicle - 1st Degree	2,160
570.09	570.090-001Y201725	Fel/D	Forgery	2,159
307.173	307.173-001N201054	Misd/C	Operate Motor Veh W/Vis Reducing Material Applied To Windshield/Excess Vision Reducing Matrl Applied To Side	2,137
569.17	569.170-001Y201722	Fel/D	Burglary - 2nd Degree	2,130
304.012	304.012-002N199654	Misd/A	Oper A Motor Vehicle In A Careless And Imprudent Manner, Involving An Accident	2,057
565.073	565.073-003Y201713	Fel/D	Domestic Assault - 2nd Degree	2,055
70.441	70.441-001N199355	Misd	Violations Of Rules And Regulations Of Rapid Transit Car, Bus Or Other Conveyance	2,039
571.07	571.070-001Y201752	Fel/D	Unlawful Possession Of A Firearm	2,027
579.02	579.020-004Y201735	Fel/C	Delivery Of Controlled Substance Except 35 Grams Or Less Of Marijuana Or Synthetic Cannabinoid	1,898
575.15	575.150-003Y191048	Misd/A	Resisting/Interfering With Arrest, Detention Or Stop	1,847
307.17	307.170-001N199654	Infrac	Failed To Equip Mtr Veh With A Horn/Maintain Horn In Good Working Order	1,842
579.074	579.074-002Y201735	Misd/A	Unlawful Possession Of Drug Paraphernalia - Prior Drug Offense	1,838
569.12	569.120-001N201629	Misd/B	Property Damage - 2nd Degree	1,789
302.321	302.321-004Y201754	Misd/A	Driving While Revoked/Suspended - 2nd Or 3rd Offense	1,644
455.085	455.085-002Y200950	Misd/A	Violation Of Order Of Protection For Adult	1,589
569.14	569.140-001N201657	Misd/B	Trespass - 1st Degree	1,575
575.15	575.150-001Y201748	Fel/E	Resisting/Interfering With Arrest For A Felony	1,480
548.141	548.141-001Y195349	Fel	Fugitive From Out Of State	1,451
568.04	568.040-002Y201038	Misd/A	Non-Support	1,443
570.03	570.030-044Y201723	Misd/D	Stealing - Value Less Than \$150 And No Prior Stealing Offense	1,410
571.03	571.030-010Y201752	Fel/E	Unlawful Use Of Weapon - Subsection 4 - Exhibiting	1,333
304.015	304.015-014N201054	Misd/C	Fail To Drive On Right Half Of Rdwy When Rdwy Was Of Sufficient Width	1,301
304.015	304.015-026N201054	Misd/C	Fail To Drive Within Right Lane Of Hwy With 2 Or More Lanes In Same Direction	1,265

* These do not include Ordinance charges. There may be multiple charges per case.

Table 21
Circuit Divisions, FY 2020
Charges Filed in Selected Categories*
Statewide Totals

<u>Felony Charge Category</u>	<u>Total Charges</u>	<u>Misdemeanor Charge Category</u>	<u>Total Charges</u>
Dangerous Drugs	16,745	Dangerous Drugs	4,742
Weapons	6,694	Driver's License	1,143
Assault	6,121	Assault	1,078
Stealing	5,368	Stealing	1,035
Property Damage	3,129	Property Damage	778
Burglary	2,992	Misc (Includes DWI)	761
Family Offenses	2,609	Obstructing Police	594
Obstructing Police	2,499	Safety Responsibility	508
Forgery	2,066	Obstructing Judicial Process	399
Sexual Assault	1,917	Fraud	377
Misc (Includes DWI)	1,695	Speeding	332
Sex Offenses	1,503	Registration & Ownership	273
Driver's License	1,247	Wrong Side of the Road	241
Fraud	930	Invasion of Privacy	239
Robbery	817	Family Offenses	167
Obstructing Judicial Process	815	Traffic Signs/Signal/Road Markings	127
Peace Disturbance	743	Peace Disturbance	117
Stolen Property	533	Weapons	103
Obscenity	493	Signal Intention	95
Other Non-Hazardous	484	Other Non-Hazardous	91
Homicide	473	Right of Way Vehicle	86
Kidnapping	395	Sexual Assault	85
Health and Safety	279	Health and Safety	84
Flight/Escape	194	Hazardous Vehicular Conditions	66
Exploitation/Enticement	185	Stolen Property	50
Arson	167	Kidnapping	49
Tax Revenue	127	Obscenity	48
Threats	85	Following	32
Invasion of Privacy	48	Liquor Laws	17
Prostitution	7	All-Terrain Vehicle	16
Bribery	6	Conservation	12
Liquor Laws	6	Sex Offenses	11
Public Order Offenses	6	Public Order Offenses	10
Election Laws	4	Flight/Escape	9
Conservation	1	Public Order Offenses Cont	9
Gambling	1	Overtaking	7
TOTAL:	61,384	Forgery	5
		Turning Movements	5
		Prostitution	3
		Tax Revenue	3
		Hazardous Ped/Bic Behavior	2
		Arson	1
		Gambling	1
		Threats	1
		Veh Dimension, Weight & Marking	1
		Watercraft Regulations	1

* These do not include Infraction or Ordinance charges. There may be multiple charges per case.

TOTAL: 13,814

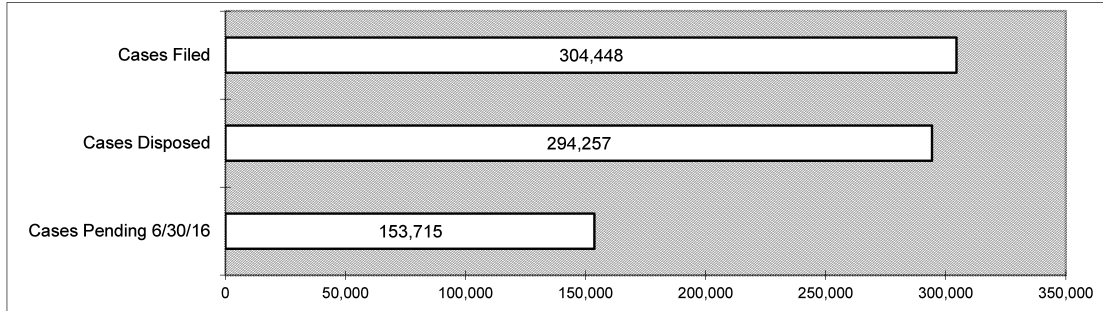
Table 22
Associate Divisions, FY 2020
Charges Filed in Selected Categories*
Statewide Totals

<u>Felony Charge Category</u>	<u>Total Charges</u>	<u>Misdemeanor Charge Category</u>	<u>Total Charges</u>
Dangerous Drugs	24,412	Speeding	81,917
Assault	10,833	Safety Responsibility	22,891
Weapons	9,633	Driver's License	21,846
Stealing	8,204	Dangerous Drugs	21,177
Property Damage	4,827	Registration & Ownership	16,487
Burglary	4,358	Misc (Includes DWI)	14,106
Family Offenses	3,736	Assault	7,938
Obstructing Police	3,513	Hazardous Vehicular Conditions	7,479
Forgery	2,816	Wrong Side of Road	6,091
Misc (Includes DWI)	2,191	Conservation	5,688
Fraud	2,114	Veh Dimension, Weight & Marking	5,387
Driver's License	2,099	Stealing	4,749
Sexual Assault	1,888	Fraud	4,579
Sex Offenses	1,833	Health and Safety	3,107
Flight/Escapes	1,782	Traffic Signs/Signals/Road Markings	3,071
Peace Disturbance	1,175	Obstructing Judicial Process	2,899
Obstructing Judicial Process	1,160	Obstructing Police	2,802
Robbery	1,076	Property Damage	2,728
Other Non-Hazardous	921	Family Offenses	2,249
Stolen Property	695	Invasion of Privacy	2,247
Kidnapping	559	Right of Way (Vehicle)	1,923
Homicide	500	Following	1,863
Obscenity	413	Signal Intention	1,257
Health and Safety	236	Peace Disturbance	1,182
Tax Revenue	235	Liquor Laws	1,166
Arson	215	Other Non-Hazardous	987
Exploitation/Enticement	185	Overtaking	604
Threats	137	Watercraft Regulations	543
Invasion of Privacy	53	Turning Movements	349
Gambling	13	Sexual Assault	330
Bribery	11	All-Terrain Vehicle	296
Liquor Laws	10	Weapons	258
Public Order Offenses	9	Gambling	227
Election Laws	6	Stolen Property	171
Prostitution	5	Kidnapping	169
Overtaking	2	Sex Offenses	117
TOTAL:	91,855	Flight/Escapes	72
		Obscenity	49
		Forgery	38
		Public Order Offenses (Cont)	30
		Tax Revenue	24
		Public Order Offenses	20
		Threats	18
		Arson	16
		Prostitution	16
		Hazardous Pedestrian/Bicycle Behavior	13
		Election Laws	2
		TOTAL:	251,178


* These do not include Infraction or Ordinance charges. There may be multiple charges per case.

Table 23
Circuit Court, FY 2020
Graphs Filed, Disposed and Pending
Statewide Totals

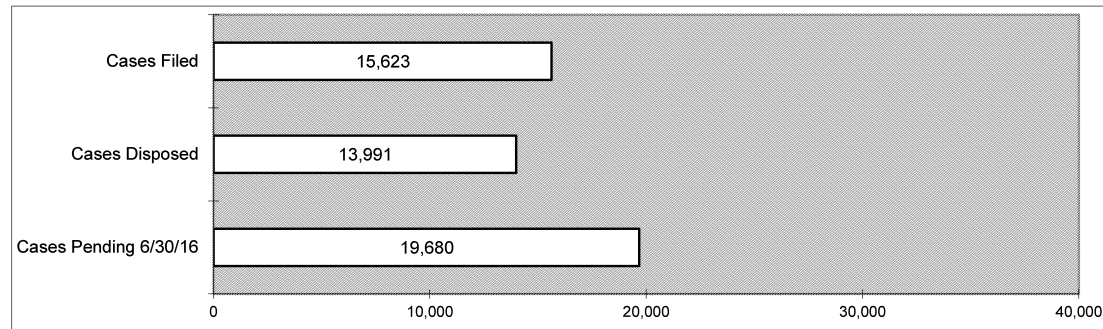
CIVIL



CRIMINAL



JUVENILE



PROBATE

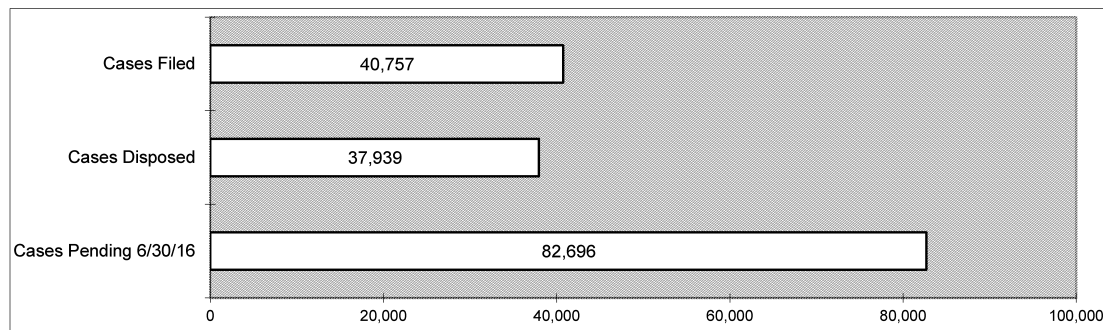


Table 24
Circuit Court, FY 2020
Cases Disposed by Manner of Disposition
Statewide Totals

TYPE OF CASE	Manner of Disposition	Percent of Cases Disposed
Circuit Civil	Change of Venue	1.5%
More than 1 out of every 2 Circuit Civil cases was dismissed.	Bench Trial	19.6%
	Dismissed	59.2%
	Jury Trial	0.4%
	Other	9.6%
	Uncontested	9.7%
Domestic Relations	Change of Venue	0.4%
Nearly 1 out of every 5 Domestic Relations cases was disposed by court trial.	Bench Trial	17.7%
Nearly 1 out of every 2 Domestic Relations cases was dismissed.	Dismissed	48.2%
	Other	3.2%
	Uncontested	30.5%
Associate Civil - Small Claims	Change of Venue	2.4%
More than 1 out of every 3 Associate Civil / Small Claims cases was dismissed.	Bench Trial	4.5%
More than 1 out of every 2 Associate Civil / Small Claims cases was uncontested.	Dismissed	38.8%
	Other	2.2%
	Uncontested	52.1%
Felony	Change of Venue	1.6%
Nearly 8 out of every 10 Felony cases were disposed by guilty pleas.	Bench Trial	0.3%
	Dismissed	17.6%
	Guilty Plea	75.1%
	Jury Trial	1.0%
	Other	4.3%
Associate Felony	Bound Over	70.3%
Nearly 3 out of every 4 Associate Felony cases were bound over.	Dismissed	20.9%
	Guilty Plea	6.8%
	Other	2.0%
Misdemeanor	Bench Trial	0.5%
More than 1 out of every 2 Misdemeanor cases were disposed by guilty pleas.	Dismissed	39.4%
	Guilty Plea	59.1%
	Other	0.9%
Traffic, Ordinance & Municipal Certification/Trial De Novo	Bench Trial	0.3%
More than 3 out of every 4 Traffic, Ordinance and Municipal Certification / Trial De Novo cases were disposed by guilty pleas.	Dismissed	12.1%
	Guilty Plea	87.2%
	Other	0.5%

“THIS PAGE WAS INTENTIONALLY LEFT BLANK.”

CIRCUIT COURT

Summary of Profiles

Missouri's 46 Judicial Circuits

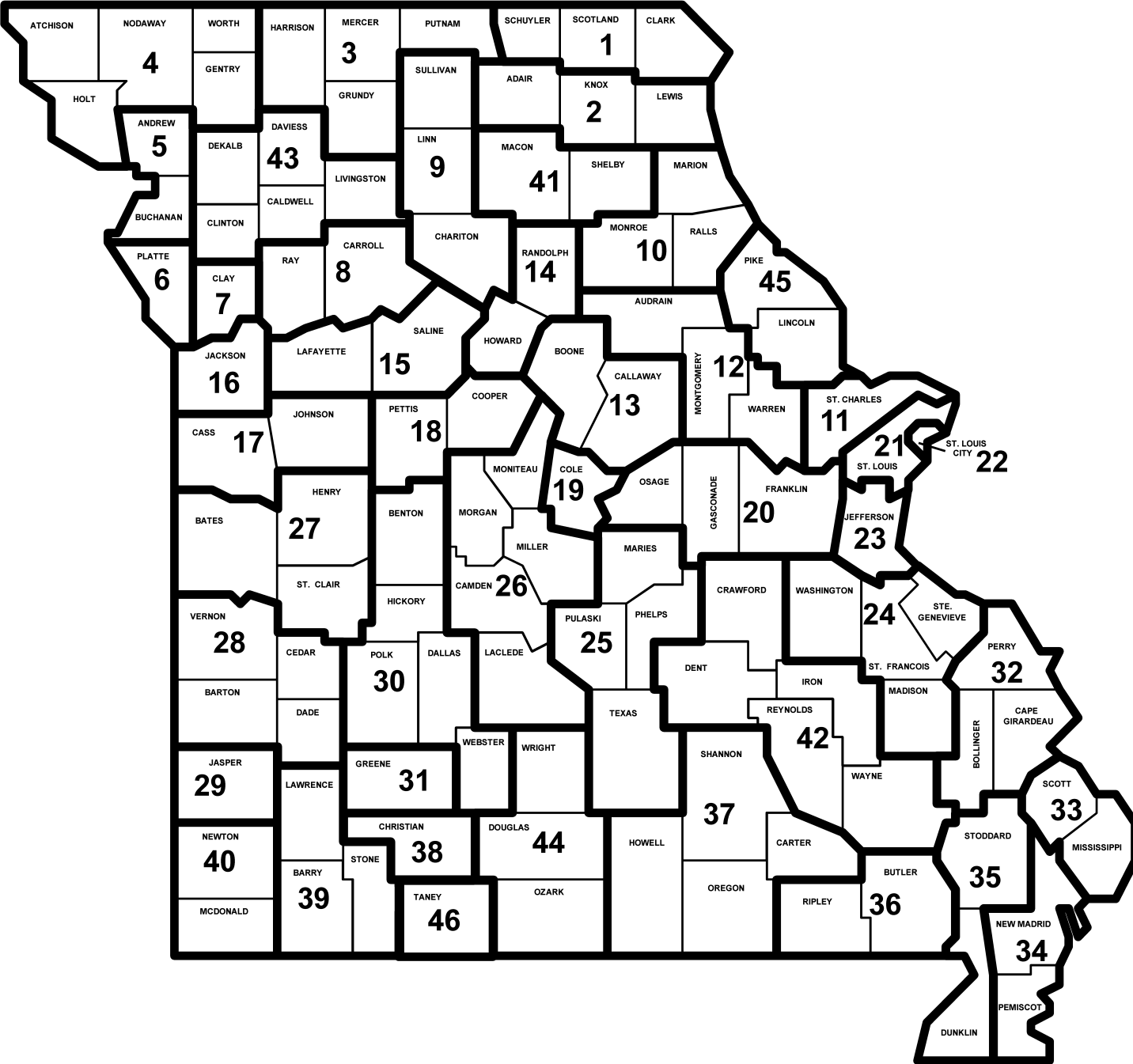


Table 25
Circuit Court, FY 2020
Civil, Juvenile, & Probate Cases Filed, Disposed, and Pending

Cir. No.	County	Circuit Civil			Domestic Relations			Juvenile		
		Filed	Disposed	Pending	Filed	Disposed	Pending	Filed	Disposed	Pending
1	Clark	22	22	22	150	146	49	30	31	51
	Schulyer	17	12	14	60	59	14	7	6	17
	Scotland	12	15	9	44	44	13	15	23	21
	Circuit Total	51	49	45	254	249	76	52	60	89
2	Adair	71	65	86	281	256	125	98	108	112
	Knox	13	6	16	39	36	22	16	7	22
	Lewis	22	22	29	117	117	42	14	34	13
	Circuit Total	106	93	131	437	409	189	128	149	147
3	Grundy	32	28	25	218	213	55	44	52	49
	Harrison	28	31	30	156	154	47	32	47	42
	Mercer	14	10	8	56	49	11	5	5	3
	Putnam	21	22	19	108	101	18	18	20	28
Circuit Total	95	91	82	538	517	131	99	124	122	
4	Atchison	18	19	12	44	34	31	18	9	15
	Gentry	24	23	19	132	141	38	21	29	24
	Holt	21	18	13	49	50	17	23	19	26
	Nodaway	43	26	42	184	196	77	74	72	74
	Worth	4	7	1	71	71	13	13	10	15
	Circuit Total	110	93	87	480	492	176	149	139	154
5	Andrew	52	43	27	349	290	203	11	9	13
	Buchanan	365	398	206	1,458	1,423	361	184	200	185
	Circuit Total	417	441	233	1,807	1,713	564	195	209	198
6	Platte	329	339	336	1,136	1,001	491	67	87	49
	Circuit Total	329	339	336	1,136	1,001	491	67	87	49
7	Clay	852	757	1,034	3,434	3,185	1,821	164	178	265
	Circuit Total	852	757	1,034	3,434	3,185	1,821	164	178	265
8	Carroll	28	29	26	110	106	45	13	3	19
	Ray	86	97	107	432	331	205	30	24	34
	Circuit Total	114	126	133	542	437	250	43	27	53
9	Chariton	31	21	29	51	51	26	6	15	22
	Linn	32	33	45	222	215	73	42	52	89
	Sullivan	25	16	38	90	82	40	22	30	38
	Circuit Total	88	70	112	363	348	139	70	97	149
10	Marion	104	85	100	671	629	184	97	106	246
	Monroe	30	27	25	89	77	32	27	18	56
	Ralls	48	41	32	193	168	51	17	11	44
	Circuit Total	182	153	157	953	874	267	141	135	346
11	St. Charles	1,282	1,138	1,259	3,955	3,864	1,933	286	320	328
	Circuit Total	1,282	1,138	1,259	3,955	3,864	1,933	286	320	328
12	Audrain	69	51	78	422	384	154	46	66	108
	Montgomery	45	48	59	145	137	77	32	29	78
	Warren	104	93	160	477	459	223	87	75	123
	Circuit Total	218	192	297	1,044	980	454	165	170	309
13	Boone	527	522	591	2,172	2,180	658	360	332	448
	Callaway	132	128	114	778	672	321	135	127	256
	Circuit Total	659	650	705	2,950	2,852	979	495	459	704
14	Howard	36	17	32	126	124	34	31	26	53
	Randolph	89	93	52	511	471	128	113	100	161
	Circuit Total	125	110	84	637	595	162	144	126	214
15	Lafayette	144	153	112	457	457	164	39	37	65
	Saline	101	105	91	354	344	110	37	38	51
	Circuit Total	245	258	203	811	801	274	76	75	116
16	Jackson	3,525	3,422	3,076	11,173	10,609	4,380	1,750	1,815	2,543
	Circuit Total	3,525	3,422	3,076	11,173	10,609	4,380	1,750	1,815	2,543
17	Cass	333	306	459	1,457	1,314	876	204	240	323
	Johnson	325	289	286	681	678	296	158	135	186
	Circuit Total	658	595	745	2,138	1,992	1,172	362	375	509
18	Cooper	48	49	73	183	174	88	24	22	42
	Pettis	153	197	170	860	861	210	89	122	103
	Circuit Total	201	246	243	1,043	1,035	298	113	144	145
19	Cole	537	482	720	1,692	1,570	483	180	178	231
	Circuit Total	537	482	720	1,692	1,570	483	180	178	231
20	Franklin	294	237	512	1,710	1,582	849	335	285	463
	Gasconade	42	27	63	165	183	70	35	23	49
	Osage	28	20	34	166	166	48	8	21	12
	Circuit Total	364	284	609	2,041	1,931	967	378	329	524
21	St. Louis County	6,762	4,333	8,033	10,713	9,931	4,745	976	1,007	1,497
	Circuit Total	6,762	4,333	8,033	10,713	9,931	4,745	976	1,007	1,497
22	City of St. Louis	3,707	11,234	19,533	5,133	5,163	2,911	565	529	876
	Circuit Total	3,707	11,234	19,533	5,133	5,163	2,911	565	529	876
23	Jefferson	875	776	1,083	3,193	3,020	1,423	522	580	839
	Circuit Total	875	776	1,083	3,193	3,020	1,423	522	580	839
24	Madison	26	24	37	280	278	87	39	57	60
	St. Francois	213	180	315	1,128	1,061	512	300	351	325
	Ste. Genevieve	52	54	54	234	218	96	43	63	62
	Washington	89	85	213	429	383	236	176	175	218
	Circuit Total	380	343	619	2,071	1,940	931	558	646	665

Table 25
Circuit Court, FY 2020
Civil, Juvenile, & Probate Cases Filed, Disposed, and Pending

Cir. No.	County	Associate Civil - Small Claims			Probate			Simple Probate		
		Filed	Disposed	Pending	Filed	Disposed	Pending	Filed	Disposed	Pending
1	Clark	121	117	36	26	15	107	24	25	18
	Schulyer	104	115	32	22	15	62	28	25	3
	Scotland	70	58	23	15	9	59	28	27	1
	Circuit Total	295	290	91	63	39	228	80	77	22
2	Adair	809	699	323	35	50	303	103	86	33
	Knox	82	61	33	5	12	32	19	17	5
	Lewis	210	183	76	24	20	123	31	24	14
	Circuit Total	1,101	943	432	64	82	458	153	127	52
3	Grundy	148	148	43	33	21	177	37	27	22
	Harrison	276	233	86	40	77	248	33	44	15
	Mercer	58	48	24	10	10	63	14	12	3
	Putnam	98	106	23	14	13	86	43	44	0
	Circuit Total	580	535	176	97	121	574	127	127	40
4	Atchison	97	97	25	14	18	97	23	20	11
	Gentry	123	124	26	26	17	148	22	23	12
	Holt	110	114	16	11	2	88	22	20	17
	Nodaway	341	366	71	61	66	267	155	158	73
	Worth	37	40	9	9	10	45	12	14	7
	Circuit Total	708	741	147	121	113	645	234	235	120
	Circuit Total	708	741	147	121	113	645	234	235	120
5	Andrew	450	360	308	41	22	274	27	25	48
	Buchanan	3,587	3,593	995	287	277	1,570	848	889	111
	Circuit Total	4,037	3,953	1,303	328	299	1,844	875	914	159
6	Platte	2,737	2,392	1,009	150	164	783	172	162	38
	Circuit Total	2,737	2,392	1,009	150	164	783	172	162	38
7	Clay	7,924	7,854	2,417	342	190	2,142	683	615	832
	Circuit Total	7,924	7,854	2,417	342	190	2,142	683	615	832
8	Carroll	189	176	71	32	57	229	55	55	7
	Ray	719	589	309	49	58	390	74	86	24
	Circuit Total	908	765	380	81	115	619	129	141	31
9	Chariton	197	183	62	23	30	99	35	37	13
	Linn	307	223	173	30	9	490	41	35	37
	Sullivan	195	174	80	16	7	105	24	24	19
	Circuit Total	699	580	315	69	46	694	100	96	69
10	Marion	1,302	1,211	433	84	42	1,030	191	151	227
	Monroe	195	174	82	17	10	196	21	19	58
	Ralls	162	149	65	31	17	197	40	31	50
	Circuit Total	1,659	1,534	580	132	69	1,423	252	201	335
11	St. Charles	8,298	7,971	2,801	651	541	3,209	1,149	1,078	246
	Circuit Total	8,298	7,971	2,801	651	541	3,209	1,149	1,078	246
12	Audrain	536	536	205	66	84	269	165	240	38
	Montgomery	255	207	117	23	19	182	49	48	4
	Warren	805	708	326	49	38	364	69	66	34
	Circuit Total	1,596	1,451	648	138	141	815	283	354	76
13	Boone	4,461	4,368	1,432	574	510	1,388	1,709	1,601	149
	Callaway	1,108	1,087	294	85	94	619	181	169	160
	Circuit Total	5,569	5,455	1,726	659	604	2,007	1,890	1,770	309
14	Howard	226	212	54	25	23	203	32	32	4
	Randolph	1,257	1,180	378	101	76	346	125	128	20
	Circuit Total	1,483	1,392	432	126	99	549	157	160	24
15	Lafayette	640	576	145	65	46	394	98	94	18
	Saline	633	617	175	34	21	432	62	53	115
	Circuit Total	1,273	1,193	320	99	67	826	160	147	133
16	Jackson	27,156	26,086	10,304	1,412	1,261	6,676	3,283	3,058	1,106
	Circuit Total	27,156	26,086	10,304	1,412	1,261	6,676	3,283	3,058	1,106
17	Cass	2,679	2,575	854	146	150	762	168	171	36
	Johnson	881	790	375	99	106	462	95	96	20
	Circuit Total	3,560	3,365	1,229	245	256	1,224	263	267	56
18	Cooper	439	454	120	26	21	235	45	33	44
	Pettis	1,394	1,418	338	95	90	563	118	109	28
	Circuit Total	1,833	1,872	458	121	111	798	163	142	72
19	Cole	1,938	1,828	597	163	222	1,116	585	570	230
	Circuit Total	1,938	1,828	597	163	222	1,116	585	570	230
20	Franklin	2,588	2,557	967	215	194	1,573	221	188	507
	Gasconade	355	321	109	31	32	170	49	51	4
	Osage	281	279	59	28	30	178	34	36	6
	Circuit Total	3,224	3,157	1,135	274	256	1,921	304	275	517
21	St. Louis County	34,611	31,056	13,529	1,592	1,454	6,751	4,805	5,112	790
	Circuit Total	34,611	31,056	13,529	1,592	1,454	6,751	4,805	5,112	790
22	City of St. Louis	14,728	14,090	6,531	939	650	3,965	1,967	1,407	2,693
	Circuit Total	14,728	14,090	6,531	939	650	3,965	1,967	1,407	2,693
23	Jefferson	5,669	5,831	1,903	422	365	2,660	448	447	72
	Circuit Total	5,669	5,831	1,903	422	365	2,660	448	447	72
24	Madison	560	375	319	39	11	174	58	45	20
	St. Francois	1,744	1,738	749	142	122	919	464	468	111
	Ste. Genevieve	435	404	159	40	29	224	50	53	5
	Washington	821	739	416	52	37	332	104	89	57
	Circuit Total	3,560	3,256	1,643	273	199	1,649	676	655	193

Table 25
Circuit Court, FY 2020
Civil, Juvenile, & Probate Cases Filed, Disposed, and Pending

Cir. No.	County	Circuit Civil			Domestic Relations			Juvenile		
		Filed	Disposed	Pending	Filed	Disposed	Pending	Filed	Disposed	Pending
25	Maries	20	20	16	92	95	42	22	23	27
	Phelps	268	268	241	676	697	225	180	177	242
	Pulaski	136	129	178	1,097	1,016	529	202	222	228
	Texas	99	78	107	348	298	227	67	52	127
	Circuit Total	523	495	542	2,213	2,106	1,023	471	474	624
26	Camden	285	255	308	811	739	344	93	125	152
	Laclede	99	106	93	874	814	238	127	101	193
	Miller	87	85	71	380	357	131	51	34	81
	Moniteau	27	36	27	189	188	54	18	14	32
	Morgan	106	96	101	261	259	84	48	36	89
	Circuit Total	604	578	600	2,515	2,357	851	337	310	547
27	Bates	55	47	83	257	210	286	46	51	55
	Henry	75	74	128	428	400	193	82	95	121
	St. Clair	30	28	39	159	142	51	27	13	35
	Circuit Total	160	149	250	844	752	530	155	159	211
28	Barton	31	28	30	170	158	67	38	29	48
	Cedar	42	17	55	281	253	90	20	15	41
	Dade	26	25	21	109	97	31	12	12	20
	Vernon	50	43	78	347	342	139	54	59	57
	Circuit Total	149	113	184	907	850	327	124	115	166
29	Jasper	429	375	533	2,317	2,159	1,087	428	421	831
	Circuit Total	429	375	533	2,317	2,159	1,087	428	421	831
30	Benton	50	50	42	233	216	85	23	10	36
	Dallas	41	51	34	199	193	77	48	44	60
	Hickory	27	23	19	131	134	35	9	18	14
	Polk	83	75	69	500	446	177	64	42	90
	Webster	107	92	83	459	427	186	99	56	113
	Circuit Total	308	291	247	1,522	1,416	560	243	170	313
31	Greene	1,628	1,646	1,660	5,759	5,731	1,614	897	814	954
	Circuit Total	1,628	1,646	1,660	5,759	5,731	1,614	897	814	954
32	Bollinger	30	23	17	187	172	71	56	48	77
	Cape Girardeau	392	337	353	1,179	1,125	528	203	239	264
	Perry	50	55	50	248	222	106	57	77	63
	Circuit Total	472	415	420	1,614	1,519	705	316	364	404
33	Mississippi	62	62	62	325	299	126	58	38	93
	Scott	126	116	218	698	652	307	120	111	185
	Circuit Total	188	178	280	1,023	951	433	178	149	278
34	New Madrid	68	53	105	312	255	241	75	78	178
	Pemiscot	80	72	97	350	323	123	116	111	152
	Circuit Total	148	125	202	662	578	364	191	189	330
35	Dunklin	123	87	480	533	461	751	201	185	293
	Stoddard	118	121	141	662	700	296	231	241	210
	Circuit Total	241	208	621	1,195	1,161	1,047	432	426	503
36	Butler	186	169	166	1,003	967	246	215	245	291
	Ripley	44	41	29	335	339	89	53	70	62
	Circuit Total	230	210	195	1,338	1,306	335	268	315	353
37	Carter	24	16	30	130	107	56	27	13	27
	Howell	173	157	169	986	933	371	117	78	169
	Oregon	29	36	40	216	177	144	62	47	87
	Shannon	20	27	19	170	183	46	24	48	21
	Circuit Total	246	236	258	1,502	1,400	617	230	186	304
38	Christian	252	249	315	1,091	1,130	504	177	147	206
	Circuit Total	252	249	315	1,091	1,130	504	177	147	206
39	Barry	111	103	124	679	640	301	149	155	208
	Lawrence	139	157	126	677	636	289	169	161	210
	Stone	303	280	341	279	274	152	87	88	155
	Circuit Total	553	540	591	1,635	1,550	742	405	404	573
40	McDonald	92	83	75	505	514	127	123	136	112
	Newton	242	168	275	811	779	348	219	213	195
	Circuit Total	334	251	350	1,316	1,293	475	342	349	307
41	Macon	61	53	57	203	208	81	81	58	127
	Shelby	15	5	15	85	79	30	15	28	19
	Circuit Total	76	58	72	288	287	111	96	86	146
42	Crawford	80	74	93	396	408	140	139	98	153
	Dent	39	57	52	291	296	97	79	74	87
	Iron	27	25	46	169	158	93	38	44	45
	Reynolds	17	11	27	104	78	71	26	18	39
	Wayne	53	42	61	241	208	128	58	38	89
	Circuit Total	216	209	279	1,201	1,148	529	340	272	413
43	Caldwell	34	32	39	118	100	74	19	37	42
	Clinton	87	85	114	187	153	202	44	56	108
	Daviess	29	20	33	93	76	47	19	13	26
	DeKalb	44	42	63	117	99	126	18	30	34
	Livingston	49	52	43	215	228	74	35	29	72
	Circuit Total	243	231	292	730	656	523	135	165	282
44	Douglas	45	46	41	188	187	91	40	41	56
	Ozark	32	46	29	186	169	99	27	22	40
	Wright	61	53	68	274	274	96	93	89	124
	Circuit Total	138	145	138	650	630	286	160	152	220
45	Lincoln	158	127	192	960	915	396	151	133	224
	Pike	68	66	51	271	240	97	48	42	56
	Circuit Total	226	193	243	1,231	1,155	493	199	175	280
46	Taney	296	250	345	940	927	380	237	191	363
	Circuit Total	296	250	345	940	927	380	237	191	363
STATE TOTAL		29,542	33,420	48,176	91,031	86,570	38,752	14,039	13,991	19,680

Table 25
Circuit Court, FY 2020
Civil, Juvenile, & Probate Cases Filed, Disposed, and Pending

Cir. No.	County	Associate Civil - Small Claims			Probate			Simple Probate		
		Filed	Disposed	Pending	Filed	Disposed	Pending	Filed	Disposed	Pending
25	Maries	154	146	44	28	22	136	30	14	34
	Phelps	950	914	249	127	105	666	389	387	9
	Pulaski	966	932	206	114	71	711	84	57	110
	Texas	488	378	255	68	25	642	83	70	34
	Circuit Total	2,558	2,370	754	337	223	2,155	586	528	187
26	Camden	1,222	1,097	471	126	103	427	385	374	21
	Laclede	951	935	240	79	96	697	71	50	423
	Miller	536	560	176	50	56	394	49	41	120
	Moniteau	236	224	75	27	16	158	26	28	3
	Morgan	367	372	112	44	32	325	95	94	13
	Circuit Total	3,312	3,188	1,074	326	303	2,001	626	587	580
27	Bates	317	343	154	47	38	389	25	23	34
	Henry	488	465	210	81	59	447	75	72	39
	St. Clair	164	171	47	25	24	142	46	43	2
Circuit Total	969	979	411	153	121	978	146	138	75	
28	Barton	217	180	101	25	23	175	66	58	14
	Cedar	309	307	82	45	37	275	83	66	58
	Dade	125	118	51	22	24	105	28	29	12
	Vernon	386	429	138	50	60	415	197	280	143
	Circuit Total	1,037	1,034	372	142	144	970	374	433	227
29	Jasper	4,642	4,312	1,594	293	246	1,956	724	761	81
	Circuit Total	4,642	4,312	1,594	293	246	1,956	724	761	81
30	Benton	414	396	140	43	35	242	67	63	24
	Dallas	310	314	70	28	27	222	30	29	5
	Hickory	129	135	38	19	23	113	23	23	4
	Polk	558	557	123	111	95	387	137	116	47
	Webster	851	869	171	65	53	452	63	52	14
	Circuit Total	2,262	2,271	542	266	233	1,416	320	283	94
31	Greene	9,032	8,965	2,517	481	483	2,750	1,050	1,033	70
	Circuit Total	9,032	8,965	2,517	481	483	2,750	1,050	1,033	70
32	Bollinger	195	213	52	39	30	173	13	28	9
	Cape Girardeau	2,216	2,242	582	197	149	1,039	426	429	24
	Perry	520	557	158	55	36	333	61	58	4
	Circuit Total	2,931	3,012	792	291	215	1,545	500	515	37
33	Mississippi	325	314	109	43	30	363	63	190	54
	Scott	1,101	1,027	420	202	176	917	235	219	30
	Circuit Total	1,426	1,341	529	245	206	1,280	298	409	84
34	New Madrid	411	425	143	70	38	518	75	64	38
	Pemiscot	418	433	123	66	40	472	53	48	24
	Circuit Total	829	858	266	136	78	990	128	112	62
35	Dunklin	934	1,049	263	87	94	977	92	81	310
	Stoddard	926	859	356	119	99	630	267	267	4
	Circuit Total	1,860	1,908	619	206	193	1,607	359	348	314
36	Butler	2,058	1,937	733	211	177	993	218	211	46
	Ripley	341	353	117	56	50	301	39	40	3
	Circuit Total	2,399	2,290	850	267	227	1,294	257	251	49
37	Carter	149	125	75	16	12	114	32	24	12
	Howell	1,091	1,082	345	127	82	671	484	447	52
	Oregon	122	119	65	27	20	228	32	21	36
	Shannon	142	167	52	16	19	126	25	25	3
	Circuit Total	1,504	1,493	537	186	133	1,139	573	517	103
38	Christian	1,833	1,653	823	138	70	710	182	159	43
	Circuit Total	1,833	1,653	823	138	70	710	182	159	43
39	Barry	779	729	288	112	84	587	81	77	15
	Lawrence	794	756	244	113	84	515	127	121	37
	Stone	493	455	235	82	60	403	67	64	96
	Circuit Total	2,066	1,940	767	307	228	1,505	275	262	148
40	McDonald	716	658	238	66	72	405	129	129	6
	Newton	2,185	1,635	1,141	228	207	909	745	737	22
	Circuit Total	2,901	2,293	1,379	294	279	1,314	874	866	28
41	Macon	462	394	185	42	46	227	80	82	33
	Shelby	121	113	43	17	10	112	36	28	44
	Circuit Total	583	507	228	59	56	339	116	110	77
42	Crawford	691	699	195	100	87	434	228	201	20
	Dent	297	313	90	30	30	277	54	49	19
	Iron	190	202	66	33	35	217	48	35	85
	Reynolds	136	138	49	21	19	95	24	13	21
	Wayne	349	346	159	30	18	210	58	37	32
	Circuit Total	1,663	1,698	559	214	189	1,233	412	335	177
43	Caldwell	184	159	74	22	7	170	34	24	183
	Clinton	492	459	164	40	45	269	33	32	79
	Daviess	127	129	51	22	9	99	20	19	26
	DeKalb	188	177	76	20	30	127	18	20	15
	Livingston	260	254	78	46	28	244	79	75	15
	Circuit Total	1,251	1,178	443	150	119	909	184	170	318
44	Douglas	185	198	50	21	38	179	32	30	27
	Ozark	138	129	41	31	32	119	30	28	6
	Wright	344	342	76	34	42	278	50	48	23
	Circuit Total	667	669	167	86	112	576	112	106	56
45	Lincoln	1,262	1,156	569	98	101	546	109	96	40
	Pike	252	272	75	29	38	218	57	64	22
	Circuit Total	1,514	1,428	644	127	139	764	166	160	62
46	Taney	1,490	1,290	814	111	89	583	181	157	38
	Circuit Total	1,490	1,290	814	111	89	583	181	157	38
STATE TOTAL		183,875	174,267	66,787	13,376	11,550	71,590	27,381	26,377	11,125

Table 26
Circuit Court, FY 2020
Criminal Cases Filed, Disposed and Pending

Cir. No.	County	Felony			Associate Felony			Misdemeanor		
		Filed	Disposed	Pending	Filed	Disposed	Pending	Filed	Disposed	Pending
1	Clark	67	78	25	95	71	77	226	202	542
	Schulyer	24	24	13	39	40	27	200	179	161
	Scotland	14	18	9	27	20	16	68	72	27
	Circuit Total	105	120	47	161	131	120	494	453	730
2	Adair	247	243	248	389	329	135	767	776	411
	Knox	12	22	24	17	12	18	91	72	64
	Lewis	58	58	46	117	88	92	418	330	403
	Circuit Total	317	323	318	523	429	245	1,276	1,178	878
3	Grundy	57	64	8	76	78	46	223	226	123
	Harrison	75	75	32	114	92	68	245	213	163
	Mercer	30	16	16	32	35	22	104	99	172
	Putham	35	38	16	46	35	48	154	141	184
Circuit Total	197	193	72	268	240	184	726	679	642	
4	Atchison	30	32	11	61	40	53	267	194	512
	Gentry	30	42	14	49	41	26	108	115	35
	Holt	18	35	5	30	26	10	369	280	249
	Nodaway	122	131	31	109	145	30	519	563	182
	Worth	16	14	10	25	30	21	88	106	23
	Circuit Total	216	254	71	274	282	140	1,351	1,258	1,001
5	Andrew	55	38	23	162	134	88	555	450	303
	Buchanan	678	660	231	935	858	399	1,698	1,487	1,050
	Circuit Total	733	698	254	1,097	992	487	2,253	1,937	1,353
6	Platte	383	338	458	616	517	534	3,039	2,303	4,221
	Circuit Total	383	338	458	616	517	534	3,039	2,303	4,221
7	Clay	645	658	642	1,052	778	1,170	3,855	2,776	5,798
	Circuit Total	645	658	642	1,052	778	1,170	3,855	2,776	5,798
8	Carroll	63	72	24	91	77	61	146	126	116
	Ray	227	207	158	342	342	298	405	297	455
	Circuit Total	290	279	182	433	419	359	551	423	571
9	Chariton	53	47	26	80	72	47	143	137	42
	Linn	169	181	65	237	248	129	325	328	170
	Sullivan	37	41	31	69	46	79	94	81	186
	Circuit Total	259	269	122	386	366	255	562	546	398
10	Marion	149	155	73	273	204	165	565	529	1,070
	Monroe	39	40	10	64	55	22	145	143	96
	Ralls	41	42	14	72	62	64	416	373	439
	Circuit Total	229	237	97	409	321	251	1,126	1,045	1,605
11	St. Charles	1,348	1,179	997	2,852	1,721	3,087	1,758	1,514	4,926
	Circuit Total	1,348	1,179	997	2,852	1,721	3,087	1,758	1,514	4,926
12	Audrain	260	267	111	492	328	358	750	519	518
	Montgomery	157	189	68	250	200	138	317	404	405
	Warren	232	240	296	582	247	568	905	495	1,279
	Circuit Total	649	696	475	1,324	775	1,064	1,972	1,418	2,202
13	Boone	1,028	983	678	2,117	1,532	1,861	3,551	2,640	3,657
	Callaway	359	404	251	714	506	498	1,632	1,308	1,375
	Circuit Total	1,387	1,387	929	2,831	2,038	2,359	5,183	3,948	5,032
14	Howard	78	78	24	102	100	62	168	176	121
	Randolph	452	298	269	520	505	280	670	606	534
	Circuit Total	530	376	293	622	605	342	838	782	655
15	Lafayette	344	349	130	406	366	253	621	546	1,167
	Saline	221	207	89	303	248	275	397	317	783
	Circuit Total	565	556	219	709	614	528	1,018	863	1,950
16	Jackson	3,973	3,428	3,053	3,628	3,659	5,912	2,317	1,917	5,274
	Circuit Total	3,973	3,428	3,053	3,628	3,659	5,912	2,317	1,917	5,274
17	Cass	435	437	228	953	651	1,482	275	219	1,081
	Johnson	233	260	120	374	304	314	473	489	837
	Circuit Total	668	697	348	1,327	955	1,796	748	708	1,918
18	Cooper	248	227	93	362	306	300	779	609	666
	Pettis	515	594	236	680	674	376	982	928	873
	Circuit Total	763	821	329	1,042	980	676	1,761	1,537	1,539
19	Cole	510	603	485	1,169	665	963	2,134	2,403	3,118
	Circuit Total	510	603	485	1,169	665	963	2,134	2,403	3,118
20	Franklin	597	554	879	970	646	1,299	2,622	1,937	4,468
	Gasconade	56	84	85	109	86	91	214	222	143
	Osage	53	72	42	103	81	73	247	244	156
	Circuit Total	706	710	1,006	1,182	813	1,463	3,083	2,403	4,767
21	St. Louis County	2,524	2,623	3,431	4,418	3,209	5,387	4,399	3,605	9,973
	Circuit Total	2,524	2,623	3,431	4,418	3,209	5,387	4,399	3,605	9,973
22	City of St. Louis	1,444	1,311	2,243	2,571	2,005	1,396	572	601	2,962
	Circuit Total	1,444	1,311	2,243	2,571	2,005	1,396	572	601	2,962
23	Jefferson	1,010	1,010	777	2,095	1,426	2,465	2,720	1,856	5,028
	Circuit Total	1,010	1,010	777	2,095	1,426	2,465	2,720	1,856	5,028
24	Madison	78	79	57	149	122	125	395	255	298
	St. Francois	426	411	362	720	566	792	1,071	943	1,198
	Ste. Genevieve	156	143	92	281	224	222	727	572	1,567
	Washington	274	256	200	436	317	384	371	249	494
	Circuit Total	934	889	711	1,586	1,229	1,523	2,564	2,019	3,557

Table 26
Circuit Court, FY 2020
Criminal Cases Filed, Disposed and Pending

Cir. No.	County	Traffic			Ordinance			Municipal Certification/ Trial De Novo		
		Filed	Disposed	Pending	Filed	Disposed	Pending	Filed	Disposed	Pending
1	Clark	1,273	1,278	531	30	17	32	0	0	0
	Schulyer	545	523	199	69	72	72	0	0	0
	Scotland	150	160	14	11	8	4	0	0	0
	Circuit Total	1,968	1,961	744	110	97	108	0	0	0
2	Adair	1,122	1,112	268	843	667	178	0	0	1
	Knox	127	127	29	0	0	1	0	0	0
	Lewis	1,291	1,221	826	0	5	1	0	0	0
	Circuit Total	2,540	2,460	1,123	843	672	180	0	0	1
3	Grundy	506	511	242	370	374	160	1	0	1
	Harrison	2,030	1,924	1,330	117	129	70	0	0	0
	Mercer	138	133	171	4	5	5	0	0	0
	Putnam	292	263	205	9	12	31	0	0	0
	Circuit Total	2,966	2,831	1,948	500	520	266	1	0	1
4	Atchison	1,025	1,298	913	0	1	0	0	0	0
	Gentry	185	195	65	9	12	4	0	0	0
	Holt	1,232	1,274	1,650	18	15	92	0	0	0
	Nodaway	1,054	1,061	906	0	1	13	9	17	2
	Worth	165	168	32	0	0	0	0	0	0
	Circuit Total	3,661	3,996	3,566	27	29	109	9	17	2
	Circuit Total	3,661	3,996	3,566	27	29	109	9	17	2
5	Andrew	1,228	1,109	833	221	216	134	0	0	0
	Buchanan	2,325	1,941	984	0	0	0	5	7	1
	Circuit Total	3,553	3,050	1,817	221	216	134	5	7	1
6	Platte	8,298	7,818	4,257	1,254	945	669	3	6	0
	Circuit Total	8,298	7,818	4,257	1,254	945	669	3	6	0
7	Clay	5,583	4,063	5,885	2,216	2,060	1,181	42	34	18
	Circuit Total	5,583	4,063	5,885	2,216	2,060	1,181	42	34	18
8	Carroll	211	187	144	101	123	47	0	0	0
	Ray	1,035	863	444	0	6	12	3	4	0
	Circuit Total	1,246	1,050	588	101	129	59	3	4	0
9	Chariton	248	266	33	45	44	11	0	0	0
	Linn	953	928	361	623	550	183	0	0	0
	Sullivan	490	487	296	42	36	51	0	0	0
	Circuit Total	1,691	1,681	690	710	630	245	0	0	0
10	Marion	1,746	1,698	1,347	0	0	1,111	9	9	5
	Monroe	629	613	189	0	0	0	0	0	0
	Ralls	1,356	1,279	1,127	86	127	74	1	1	0
	Circuit Total	3,731	3,590	2,663	86	127	1,185	10	10	5
11	St. Charles	195	417	2,011	0	0	0	77	27	93
	Circuit Total	195	417	2,011	0	0	0	77	27	93
12	Audrain	691	639	205	97	81	58	0	0	0
	Montgomery	911	910	612	197	200	147	0	0	0
	Warren	1,204	1,014	1,343	416	271	346	0	1	0
	Circuit Total	2,806	2,563	2,160	710	552	551	0	1	0
13	Boone	3,708	3,434	1,493	888	833	282	12	9	5
	Callaway	1,979	1,962	1,549	673	908	2,401	1	1	0
	Circuit Total	5,687	5,396	3,042	1,561	1,741	2,683	13	10	5
14	Howard	337	312	72	166	183	50	0	0	0
	Randolph	1,997	2,032	626	485	481	206	0	0	0
	Circuit Total	2,334	2,344	698	651	664	256	0	0	0
15	Lafayette	2,922	3,317	2,858	218	172	97	5	0	6
	Saline	736	752	1,014	39	39	27	0	1	0
	Circuit Total	3,658	4,069	3,872	257	211	124	5	1	6
16	Jackson	3,909	2,876	3,707	1,809	1,371	1,196	380	407	131
	Circuit Total	3,909	2,876	3,707	1,809	1,371	1,196	380	407	131
17	Cass	3,317	3,033	3,000	1,633	1,360	1,587	22	10	13
	Johnson	1,787	1,823	1,768	641	647	575	1	1	0
	Circuit Total	5,104	4,856	4,768	2,274	2,007	2,162	23	11	13
18	Cooper	999	907	928	1,790	1,785	600	0	0	0
	Pettis	1,073	1,099	664	64	58	11	3	3	0
	Circuit Total	2,072	2,006	1,592	1,854	1,843	611	3	3	0
19	Cole	1,780	1,638	755	43	40	3,410	2	3	3
	Circuit Total	1,780	1,638	755	43	40	3,410	2	3	3
20	Franklin	2,961	2,828	5,424	685	663	437	2	2	6
	Gasconade	249	281	64	408	281	275	1	0	1
	Osage	407	457	132	496	263	262	0	0	0
	Circuit Total	3,617	3,566	5,620	1,589	1,207	974	3	2	7
21	St. Louis County	6,078	4,354	12,927	661	684	0	355	461	743
	Circuit Total	6,078	4,354	12,927	661	684	0	355	461	743
22	City of St. Louis	1	13	307	0	0	0	11	8	7
	Circuit Total	1	13	307	0	0	0	11	8	7
23	Jefferson	3,296	2,992	16,012	1,886	424	1,498	22	20	5
	Circuit Total	3,296	2,992	16,012	1,886	424	1,498	22	20	5
24	Madison	992	900	436	0	0	0	0	1	0
	St. Francois	2,123	1,794	1,653	2,827	1,800	1,654	0	1	3
	Ste. Genevieve	2,801	3,296	3,640	417	305	120	0	0	0
	Washington	517	502	375	835	439	425	0	0	4
	Circuit Total	6,433	6,492	6,104	4,079	2,544	2,199	0	2	7

Table 26
Circuit Court, FY 2020
Criminal Cases Filed, Disposed and Pending

Cir. No.	County	Felony			Associate Felony			Misdemeanor		
		Filed	Disposed	Pending	Filed	Disposed	Pending	Filed	Disposed	Pending
25	Maries	98	91	43	133	126	53	155	155	82
	Phelps	547	609	503	265	246	111	1,206	1,031	1,463
	Pulaski	711	590	523	732	720	229	895	911	1,288
	Texas	367	281	209	536	427	279	610	585	463
	Circuit Total	1,723	1,571	1,278	1,666	1,519	672	2,866	2,682	3,296
26	Camden	505	433	339	788	659	463	1,185	1,013	1,353
	Laclede	360	371	187	590	439	381	984	803	1,218
	Miller	321	338	289	696	588	637	905	1,069	602
	Moniteau	139	120	123	206	174	197	323	376	250
	Morgan	325	256	172	420	387	186	489	485	606
	Circuit Total	1,650	1,518	1,110	2,700	2,247	1,864	3,886	3,746	4,029
27	Bates	152	190	177	289	191	576	444	357	1,267
	Henry	263	218	273	323	309	460	422	365	796
	St. Clair	80	86	65	151	102	135	344	340	416
	Circuit Total	495	494	515	763	602	1,171	1,210	1,062	2,479
28	Barton	91	85	80	123	106	96	205	137	311
	Cedar	101	75	87	186	172	148	397	351	393
	Dade	70	60	49	98	76	73	170	131	124
	Vernon	291	281	131	411	369	274	599	558	718
	Circuit Total	553	501	347	818	723	591	1,371	1,177	1,546
29	Jasper	623	711	582	1,915	1,544	2,006	1,698	1,439	2,460
	Circuit Total	623	711	582	1,915	1,544	2,006	1,698	1,439	2,460
30	Benton	124	98	115	223	184	199	496	423	402
	Dallas	120	121	59	182	143	125	544	474	637
	Hickory	74	66	35	96	91	63	440	410	218
	Polk	345	334	232	459	439	397	1,063	1,395	515
	Webster	307	312	149	543	482	446	368	362	502
	Circuit Total	970	931	590	1,503	1,339	1,230	2,911	3,064	2,274
31	Greene	1,740	1,544	1,484	2,742	2,410	2,415	3,888	3,777	5,205
	Circuit Total	1,740	1,544	1,484	2,742	2,410	2,415	3,888	3,777	5,205
32	Bollinger	76	83	37	109	112	49	216	197	100
	Cape Girardeau	705	623	298	990	989	317	891	781	433
	Pery	178	169	85	274	253	152	519	411	596
	Circuit Total	959	875	420	1,373	1,354	518	1,626	1,389	1,129
33	Mississippi	181	207	140	249	252	207	210	211	435
	Scott	644	638	505	959	793	722	862	634	1,015
Circuit Total	825	845	645	1,208	1,045	929	1,072	845	1,450	
34	New Madrid	318	301	236	519	368	310	648	544	679
	Pemiscot	252	172	283	363	343	197	825	681	850
Circuit Total	570	473	519	882	711	507	1,473	1,225	1,529	
35	Dunklin	581	497	407	774	1,085	426	797	1,534	877
	Stoddard	350	357	175	477	460	352	856	795	1,006
	Circuit Total	931	854	582	1,251	1,545	778	1,653	2,329	1,883
36	Butler	579	510	381	785	753	589	1,612	1,199	1,277
	Ripley	119	87	71	278	223	208	529	467	454
	Circuit Total	698	597	452	1,063	976	797	2,141	1,666	1,731
37	Carter	59	54	40	96	90	69	335	340	289
	Howell	362	398	246	654	554	459	875	617	1,386
	Oregon	91	110	83	170	124	149	231	174	378
	Shannon	44	51	31	73	64	88	395	354	759
	Circuit Total	556	613	400	993	832	765	1,836	1,485	2,812
38	Christian	382	398	371	715	523	684	1,765	1,311	1,893
	Circuit Total	382	398	371	715	523	684	1,765	1,311	1,893
39	Barry	246	305	263	555	423	358	654	683	613
	Lawrence	369	415	427	661	469	651	419	412	868
	Stone	224	243	162	450	354	352	762	710	737
	Circuit Total	839	963	852	1,666	1,246	1,361	1,835	1,805	2,218
40	McDonald	129	148	75	307	272	460	795	816	1,814
	Newton	275	282	215	893	670	1,006	1,609	1,387	3,088
	Circuit Total	404	430	290	1,200	942	1,466	2,404	2,203	4,902
41	Macon	111	97	52	165	148	114	301	280	282
	Shelby	42	55	23	61	53	44	134	143	180
	Circuit Total	153	152	75	226	201	158	435	423	462
42	Crawford	313	293	243	433	327	423	1,254	996	1,184
	Dent	190	200	57	249	245	130	388	421	250
	Iron	105	71	103	138	140	79	217	197	166
	Reynolds	55	55	40	82	72	44	195	177	113
	Wayne	146	130	72	249	215	154	800	658	684
	Circuit Total	809	749	515	1,151	999	830	2,854	2,449	2,397
43	Caldwell	80	70	27	118	95	51	371	256	335
	Clinton	80	79	42	193	161	173	494	420	572
	Daviess	93	101	30	96	100	82	267	187	846
	DeKalb	117	81	67	171	148	109	367	280	512
	Livingston	169	139	59	284	237	119	476	363	389
	Circuit Total	539	470	225	862	741	534	1,975	1,506	2,654
44	Douglas	111	129	64	120	111	105	296	308	322
	Ozark	55	61	33	74	74	57	434	415	382
	Wright	238	215	122	312	264	200	427	361	535
	Circuit Total	404	405	219	506	449	362	1,157	1,084	1,239
45	Lincoln	363	594	201	498	400	456	749	626	974
	Pike	175	183	67	321	226	234	317	313	321
Circuit Total	538	777	268	819	626	690	1,066	939	1,295	
46	Taney	568	482	341	952	846	862	1,346	1,432	2,536
	Circuit Total	568	482	341	952	846	862	1,346	1,432	2,536
STATE TOTAL		37,314	36,008	29,639	59,549	48,589	53,896	88,768	77,210	121,517

Table 26
Circuit Court, FY 2020
Criminal Cases Filed, Disposed and Pending

Cir. No.	County	Traffic			Ordinance			Municipal Certification/ Trial De Novo		
		Filed	Disposed	Pending	Filed	Disposed	Pending	Filed	Disposed	Pending
25	Maries	275	242	102	402	404	112	0	0	0
	Phelps	4,640	4,544	2,068	661	673	596	0	0	2
	Pulaski	3,466	3,271	1,985	0	0	22	0	0	0
	Texas	2,265	2,441	925	0	0	0	1	1	0
	Circuit Total	10,646	10,498	5,080	1,063	1,077	730	1	1	2
26	Camden	780	736	206	687	625	356	0	2	0
	Laclede	1,702	1,478	1,350	6	46	3	0	0	0
	Miller	1,221	1,371	280	141	138	78	0	1	0
	Moniteau	480	513	222	228	207	67	0	1	0
	Morgan	309	361	562	176	172	95	0	0	0
	Circuit Total	4,492	4,459	2,620	1,238	1,188	599	0	4	0
27	Bates	1,518	1,320	1,736	177	190	374	0	1	0
	Henry	2,237	2,017	929	291	279	269	6	7	1
	St. Clair	887	927	468	320	327	329	0	0	0
	Circuit Total	4,642	4,264	3,133	788	796	972	6	8	1
28	Barton	904	903	780	12	12	8	0	1	0
	Cedar	179	175	97	70	85	44	9	8	2
	Dade	85	91	25	0	0	1	0	0	0
	Vernon	754	791	371	0	3	3	6	1	6
	Circuit Total	1,922	1,960	1,273	82	100	56	15	10	8
29	Jasper	3,505	3,394	2,655	1,157	907	629	10	6	8
	Circuit Total	3,505	3,394	2,655	1,157	907	629	10	6	8
30	Benton	628	607	254	20	12	8	0	0	0
	Dallas	784	774	559	34	41	218	1	1	0
	Hickory	29	30	9	0	0	0	0	0	0
	Polk	1,884	2,493	721	364	179	275	0	0	0
	Webster	3,032	2,580	1,626	74	49	56	0	0	0
	Circuit Total	6,357	6,484	3,169	492	281	557	1	1	0
31	Greene	3,937	4,126	1,608	254	255	501	5	5	3
	Circuit Total	3,937	4,126	1,608	254	255	501	5	5	3
32	Bollinger	333	295	53	52	70	20	0	0	0
	Cape Girardeau	1,750	1,692	539	7	6	8	10	6	5
	Perry	937	781	1,518	2	2	0	0	0	0
Circuit Total	3,020	2,768	2,110	61	78	28	10	6	5	
33	Mississippi	974	948	2,181	0	0	18	1	1	0
	Scott	798	838	746	726	618	1,292	0	5	3
Circuit Total	1,772	1,786	2,927	726	618	1,310	1	6	3	
34	New Madrid	1,093	1,068	676	132	92	117	1	1	1
	Pemiscot	3,358	3,101	2,499	1	1	1	1	0	1
	Circuit Total	4,451	4,169	3,175	133	93	118	2	1	2
35	Dunklin	1,079	1,087	1,008	44	38	56	1	0	16
	Stoddard	641	546	566	3	26	4	0	0	0
	Circuit Total	1,720	1,633	1,574	47	64	60	1	0	16
36	Butler	2,169	1,888	1,225	356	334	121	0	0	0
	Ripley	351	395	83	205	203	86	0	0	0
	Circuit Total	2,520	2,283	1,308	561	537	207	0	0	0
37	Carter	887	859	367	2,085	1,705	1,053	0	0	0
	Howell	2,439	2,549	3,685	0	0	8	15	13	12
	Oregon	122	161	177	83	69	99	0	0	0
	Shannon	664	551	343	13	17	16	0	0	0
	Circuit Total	4,112	4,120	4,572	2,181	1,791	1,176	15	13	12
38	Christian	2,642	2,261	1,259	271	148	1,414	1	2	0
	Circuit Total	2,642	2,261	1,259	271	148	1,414	1	2	0
39	Barry	783	795	198	12	2	10	6	10	6
	Lawrence	570	638	590	9	2	48	1	1	0
	Stone	455	479	279	114	101	119	1	1	2
	Circuit Total	1,808	1,912	1,067	135	105	177	8	12	8
40	McDonald	669	648	692	6	7	16	0	0	0
	Newton	3,691	3,159	2,561	0	0	0	0	0	2
	Circuit Total	4,360	3,807	3,253	6	7	16	0	0	2
41	Macon	1,010	1,016	400	650	558	511	0	0	1
	Shelby	526	527	264	2	2	0	2	2	2
	Circuit Total	1,536	1,543	664	652	560	511	2	2	3
42	Crawford	2,403	2,228	1,336	277	157	538	0	0	0
	Dent	640	702	295	197	192	163	1	2	0
	Iron	290	286	229	386	368	299	0	0	0
	Reynolds	127	133	41	98	137	19	1	1	0
	Wayne	1,244	1,222	896	0	0	0	0	0	0
	Circuit Total	4,704	4,571	2,797	958	854	1,019	2	3	0
43	Caldwell	1,084	1,015	704	396	377	186	0	0	0
	Clinton	1,666	1,495	1,422	0	1	0	6	7	0
	Daviess	854	787	2,655	58	65	179	0	0	0
	DeKalb	597	584	691	13	18	9	0	0	0
	Livingston	1,560	1,441	585	645	594	256	0	0	1
	Circuit Total	5,761	5,322	6,057	1,112	1,055	630	6	7	1
44	Douglas	484	486	550	247	233	84	0	0	0
	Ozark	680	668	543	27	27	12	0	0	0
	Wright	1,528	1,622	789	27	2	25	0	0	0
	Circuit Total	2,692	2,776	1,882	301	262	121	0	0	0
45	Lincoln	1,107	1,209	848	657	812	460	11	8	7
	Pike	294	366	466	338	249	212	3	3	0
	Circuit Total	1,401	1,575	1,314	995	1,061	672	14	11	7
46	Taney	1,434	1,471	585	200	165	119	6	3	9
	Circuit Total	1,434	1,471	585	200	165	119	6	3	9
STATE TOTAL		161,641	153,264	140,938	36,855	30,715	31,422	1,073	1,135	1,138

“THIS PAGE WAS INTENTIONALLY LEFT BLANK.”

CIRCUIT COURT

Circuit Profiles

Missouri's 46 Judicial Circuits



★ Location of PJ for Circuit

FY 2020 PROFILE - 1ST CIRCUIT
 U.S. Census 2019 Population: 16,359

	Filed	Disposed	Pending End	D/F Ratio	% Change in Filed FY19- FY20
CIVIL					
Circuit Civil					
Clark County	22	22	22	1.00	46.7%
Schuyler County	17	12	14	0.71	-22.7%
Scotland County	12	15	9	1.25	-7.7%
Circuit Total	51	49	45	0.96	2.0%
Domestic Relations					
Clark County	150	146	49	0.97	3.4%
Schuyler County	60	59	14	0.98	7.1%
Scotland County	44	44	13	1.00	-18.5%
Circuit Total	254	249	76	0.98	-0.4%
Associate Civil and Small Claims					
Clark County	121	117	36	0.97	-2.4%
Schuyler County	104	115	32	1.11	-8.8%
Scotland County	70	58	23	0.83	12.9%
Circuit Total	295	290	91	0.98	-1.7%
Civil Total	600	588	212	0.98	-0.8%

PROBATE

Decedent's estates, incapacitated/disabled estates, minors' estates, mental health petitions and probable cause petitions.

Clark County	26	15	107	0.58	13.0%
Schuyler County	22	15	62	0.68	37.5%
Scotland County	15	9	59	0.60	-6.3%
Circuit Total	63	39	228	0.62	14.5%

Simple probate/abbreviated matters.

Clark County	24	25	18	1.04	-47.8%
Schuyler County	28	25	3	0.89	7.7%
Scotland County	28	27	1	0.96	40.0%
Circuit Total	80	77	22	0.96	-13.0%

JUVENILE*

* The D/F ratio and % change for Juvenile cases do not include motion to modify (MMOD) cases.

	Filed Cases Includes:	Filed	Disposed	Pending End	D/F Ratio	% Change
Clark County	15 MMOD(S)	45	31	51	1.03	-14.3%
Schuyler County	6 MMOD(S)	13	6	17	0.86	-36.4%
Scotland County	2 MMOD(S)	17	23	21	1.53	-40.0%
Circuit Total	23 MMOD(S)	75	60	89	1.15	-26.8%

JURY STATISTICS

	Trial Begun, No Verdict		Verdict Returned		Total Jury Days	
	Civil	Criminal	Civil	Criminal	Civil	Criminal
Clark County	0	1	0	2	0	3
Schuyler County	0	0	0	0	0	0
Scotland County	0	0	0	0	0	0

FY 2020 PROFILE - 1ST CIRCUIT
U.S. Census 2019 Population: 16,359

	Filed	Disposed	Pending End	D/F Ratio	% Change in Filed FY19- FY20
CRIMINAL					
Felony					
Clark County	67	78	25	1.16	-36.2%
Schuyler County	24	24	13	1.00	4.3%
Scotland County	14	18	9	1.29	-51.7%
Circuit Total	105	120	47	1.14	-33.1%
Associate Felony					
Clark County	95	71	77	0.75	-35.8%
Schuyler County	39	40	27	1.03	-18.8%
Scotland County	27	20	16	0.74	-34.1%
Circuit Total	161	131	120	0.81	-32.1%
Misdemeanors*					
Clark County	226	202	542	0.89	-23.9%
Schuyler County	200	179	161	0.90	33.3%
Scotland County	68	72	27	1.06	1.5%
Circuit Total	494	453	730	0.92	-3.9%
Traffic*					
Clark County	1,273	1,278	531	1.00	84.8%
Schuyler County	545	523	199	0.96	168.5%
Scotland County	150	160	14	1.07	78.6%
Circuit Total	1,968	1,961	744	1.00	101.6%
Ordinance**					
Clark County	30	17	32	0.57	-9.1%
Schuyler County	69	72	72	1.04	-8.0%
Scotland County	11	8	4	0.73	-60.7%
Circuit Total	110	97	108	0.88	-19.1%
Municipal Cert./Trial de Novo					
Clark County	0	0	0	NA	NA
Schuyler County	0	0	0	NA	NA
Scotland County	0	0	0	NA	NA
Circuit Total	0	0	0	NA	NA
Criminal Total	2,838	2,762	1,749	0.97	40.5%
GRAND TOTALS					
Clark County	2,079	2,002	1,490	0.97	24.3%
Schuyler County	1,121	1,070	614	0.96	49.9%
Scotland County	456	454	196	1.00	3.4%
TOTAL	3,656	3,526	2,300	0.97	27.8%

* For additional misdemeanor and/or traffic caseload information see Tables in Fine Collection Center section/tab.

** For information concerning ordinance cases heard in the municipal division, see Tables in Municipal Division section/tab.

FY 2020 PROFILE - 2ND CIRCUIT
U.S. Census 2019 Population: 39,078

	Filed	Disposed	Pending End	D/F Ratio	% Change in Filed FY19- FY20
CIVIL					
Circuit Civil					
Adair County	71	65	86	0.92	-7.8%
Knox County	13	6	16	0.46	-31.6%
Lewis County	22	22	29	1.00	0.0%
Circuit Total	106	93	131	0.88	-10.2%
Domestic Relations					
Adair County	281	256	125	0.91	-1.7%
Knox County	39	36	22	0.92	-29.1%
Lewis County	117	117	42	1.00	-20.9%
Circuit Total	437	409	189	0.94	-10.6%
Associate Civil and Small Claims					
Adair County	809	699	323	0.86	-3.1%
Knox County	82	61	33	0.74	6.5%
Lewis County	210	183	76	0.87	-6.3%
Circuit Total	1,101	943	432	0.86	-3.1%
Civil Total	1,644	1,445	752	0.88	-5.7%

PROBATE

Decedent's estates, incapacitated/disabled estates, minors' estates, mental health petitions and probable cause petitions.

Adair County	35	50	303	1.43	-14.6%
Knox County	5	12	32	2.40	-50.0%
Lewis County	24	20	123	0.83	9.1%
Circuit Total	64	82	458	1.28	-12.3%

Simple probate/abbreviated matters.

Adair County	103	86	33	0.83	30.4%
Knox County	19	17	5	0.89	-5.0%
Lewis County	31	24	14	0.77	-27.9%
Circuit Total	153	127	52	0.83	7.7%

JUVENILE*

* The D/F ratio and % change for Juvenile cases do not include motion to modify (MMOD) cases.

	Filed Cases Includes:	Filed	Disposed	Pending End	D/F Ratio	% Change
Adair County	4 MMOD(S)	102	108	112	1.10	-3.0%
Knox County	0 MMOD(S)	16	7	22	0.44	45.5%
Lewis County	1 MMOD(S)	15	34	13	2.43	-63.2%
Circuit Total	5 MMOD(S)	133	149	147	1.16	-14.7%

JURY STATISTICS

	Trial Begun, No Verdict		Verdict Returned		Total Jury Days	
	Civil	Criminal	Civil	Criminal	Civil	Criminal
Adair County	0	0	0	5	0	9
Knox County	0	0	0	0	0	0
Lewis County	0	0	1	0	3	0

FY 2020 PROFILE - 2ND CIRCUIT
U.S. Census 2019 Population: 39,078

	Filed	Disposed	Pending End	D/F Ratio	% Change in Filed FY19- FY20
CRIMINAL					
Felony					
Adair County	247	243	248	0.98	-24.2%
Knox County	12	22	24	1.83	-55.6%
Lewis County	58	58	46	1.00	-27.5%
Circuit Total	317	323	318	1.02	-26.8%
Associate Felony					
Adair County	389	329	135	0.85	7.8%
Knox County	17	12	18	0.71	-41.4%
Lewis County	117	88	92	0.75	-11.4%
Circuit Total	523	429	245	0.82	0.2%
Misdemeanors*					
Adair County	767	776	411	1.01	-31.5%
Knox County	91	72	64	0.79	-14.2%
Lewis County	418	330	403	0.79	8.9%
Circuit Total	1,276	1,178	878	0.92	-20.7%
Traffic*					
Adair County	1,122	1,112	268	0.99	365.6%
Knox County	127	127	29	1.00	3.3%
Lewis County	1,291	1,221	826	0.95	77.1%
Circuit Total	2,540	2,460	1,123	0.97	132.4%
Ordinance**					
Adair County	843	667	178	0.79	NA
Knox County	0	0	1	NA	NA
Lewis County	0	5	1	NA	-100.0%
Circuit Total	843	672	180	0.80	10437.5%
Municipal Cert./Trial de Novo					
Adair County	0	0	1	NA	NA
Knox County	0	0	0	NA	NA
Lewis County	0	0	0	NA	-100.0%
Circuit Total	0	0	1	NA	-100.0%
Criminal Total	5,499	5,062	2,745	0.92	50.0%
GRAND TOTALS					
Adair County	4,769	4,391	2,223	0.92	37.5%
Knox County	421	372	266	0.88	-11.7%
Lewis County	2,303	2,102	1,665	0.91	25.7%
TOTAL	7,493	6,865	4,154	0.92	29.7%

* For additional misdemeanor and/or traffic caseload information see Tables in Fine Collection Center section/tab.

** For information concerning ordinance cases heard in the municipal division, see Tables in Municipal Division section/tab.

FY 2020 PROFILE - 3RD CIRCUIT
 U.S. Census 2019 Population: 26,515

	Filed	Disposed	Pending End	D/F Ratio	% Change in Filed FY19- FY20
CIVIL					
Circuit Civil					
Grundy County	32	28	25	0.88	33.3%
Harrison County	28	31	30	1.11	16.7%
Mercer County	14	10	8	0.71	55.6%
Putnam County	21	22	19	1.05	-4.5%
Circuit Total	95	91	82	0.96	20.3%
Domestic Relations					
Grundy County	218	213	55	0.98	-5.2%
Harrison County	156	154	47	0.99	-21.2%
Mercer County	56	49	11	0.88	36.6%
Putnam County	108	101	18	0.94	80.0%
Circuit Total	538	517	131	0.96	1.7%
Associate Civil and Small Claims					
Grundy County	148	148	43	1.00	-24.1%
Harrison County	276	233	86	0.84	21.6%
Mercer County	58	48	24	0.83	-3.3%
Putnam County	98	106	23	1.08	-1.0%
Circuit Total	580	535	176	0.92	-0.2%
Civil Total	1,213	1,143	389	0.94	2.0%

PROBATE

Decedent's estates, incapacitated/disabled estates, minors' estates, mental health petitions and probable cause petitions.

Grundy County	33	21	177	0.64	3.1%
Harrison County	40	77	248	1.93	29.0%
Mercer County	10	10	63	1.00	-28.6%
Putnam County	14	13	86	0.93	-30.0%
Circuit Total	97	121	574	1.25	0.0%

Simple probate/abbreviated matters.

Grundy County	37	27	22	0.73	-26.0%
Harrison County	33	44	15	1.33	-23.3%
Mercer County	14	12	3	0.86	-26.3%
Putnam County	43	44	0	1.02	43.3%
Circuit Total	127	127	40	1.00	-10.6%

JUVENILE*

* The D/F ratio and % change for Juvenile cases do not include motion to modify (MMOD) cases.

	<u>Filed Cases Includes:</u>	Filed	Disposed	Pending End	D/F Ratio	% Change in Filed FY19- FY20
Grundy County	1 MMOD(S)	45	52	49	1.18	-34.3%
Harrison County	3 MMOD(S)	35	47	42	1.47	-20.0%
Mercer County	0 MMOD(S)	5	5	3	1.00	-16.7%
Putnam County	3 MMOD(S)	21	20	28	1.11	-37.9%
Circuit Total	7 MMOD(S)	106	124	122	1.25	-30.3%

JURY STATISTICS

	Trial Begun, No Verdict		Verdict Returned		Total Jury Days	
	Civil	Criminal	Civil	Criminal	Civil	Criminal
Grundy County	0	0	0	0	0	0
Harrison County	0	0	0	0	0	0
Mercer County	0	0	0	1	0	1
Putnam County	0	0	0	1	0	1

FY 2020 PROFILE - 3RD CIRCUIT
U.S. Census 2019 Population: 26,515

	Filed	Disposed	Pending End	D/F Ratio	% Change in Filed FY19- FY20
CRIMINAL					
Felony					
Grundy County	57	64	25	1.12	-42.4%
Harrison County	75	75	32	1.00	-19.4%
Mercer County	30	16	8	0.53	25.0%
Putnam County	35	38	19	1.09	-14.6%
Circuit Total	197	193	84	0.98	-23.3%
Associate Felony					
Grundy County	76	78	46	1.03	-47.6%
Harrison County	114	92	68	0.81	4.6%
Mercer County	32	35	22	1.09	-20.0%
Putnam County	46	35	48	0.76	0.0%
Circuit Total	268	240	184	0.90	-21.2%
Misdemeanors*					
Grundy County	223	226	123	1.01	42.9%
Harrison County	245	213	163	0.87	-1.6%
Mercer County	104	99	172	0.95	23.8%
Putnam County	154	141	184	0.92	-14.0%
Circuit Total	726	679	642	0.94	8.7%
Traffic*					
Grundy County	506	511	242	1.01	68.1%
Harrison County	2,030	1,924	1,330	0.95	93.7%
Mercer County	138	133	171	0.96	112.3%
Putnam County	292	263	205	0.90	88.4%
Circuit Total	2,966	2,831	1,948	0.95	89.0%
Ordinance**					
Grundy County	370	374	160	1.01	-10.6%
Harrison County	117	129	70	1.10	-66.5%
Mercer County	4	5	5	1.25	-73.3%
Putnam County	9	12	31	1.33	-70.0%
Circuit Total	500	520	266	1.04	-38.1%
Municipal Cert./Trial de Novo					
Grundy County	1	0	1	0.00	NA
Harrison County	0	0	0	NA	-100.0%
Mercer County	0	0	0	NA	NA
Putnam County	0	0	0	NA	NA
Circuit Total	1	0	1	0.00	0.0%
Criminal Total	4,658	4,463	3,125	0.96	27.9%
GRAND TOTALS					
Grundy County	1,746	1,742	968	1.00	2504.5%
Harrison County	3,149	3,019	2,131	0.96	7765.0%
Mercer County	465	422	490	0.91	7650.0%
Putnam County	841	795	661	0.95	2789.7%
TOTAL	6,201	5,978	4,250	0.97	4262.0%

* For additional misdemeanor and/or traffic caseload information see Tables in Fine Collection Center section/tab.

** For information concerning ordinance cases heard in the municipal division, see Tables in Municipal Division section/tab.

FY 2020 PROFILE - 4TH CIRCUIT
U.S. Census 2019 Population: 40,222

	Filed	Disposed	Pending End	D/F Ratio	% Change in Filed FY19- FY20
CIVIL					
Circuit Civil					
Atchison County	18	19	12	1.06	-10.0%
Gentry County	24	23	19	0.96	84.6%
Holt County	21	18	13	0.86	23.5%
Nodaway County	43	26	42	0.60	10.3%
Worth County	4	7	1	1.75	-50.0%
Circuit Total	110	93	87	0.85	13.4%
Domestic Relations					
Atchison County	44	34	31	0.77	41.9%
Gentry County	132	141	38	1.07	-7.0%
Holt County	49	50	17	1.02	-3.9%
Nodaway County	184	196	77	1.07	-14.4%
Worth County	71	71	13	1.00	-1.4%
Circuit Total	480	492	176	1.03	-6.1%
Associate Civil and Small Claims					
Atchison County	97	97	25	1.00	-4.9%
Gentry County	123	124	26	1.01	-10.2%
Holt County	110	114	16	1.04	-12.7%
Nodaway County	341	366	71	1.07	-10.3%
Worth County	37	40	9	1.08	-14.0%
Circuit Total	708	741	147	1.05	-10.2%
Civil Total	1,298	1,326	410	1.02	-7.0%

PROBATE

Decedent's estates, incapacitated/disabled estates, minors' estates, mental health petitions and probable cause petitions.

Atchison County	14	18	97	1.29	-30.0%
Gentry County	26	17	148	0.65	4.0%
Holt County	11	2	88	0.18	10.0%
Nodaway County	61	66	267	1.08	15.1%
Worth County	9	10	45	1.11	-30.8%
Circuit Total	121	113	645	0.93	0.0%

Simple probate/abbreviated matters.

Atchison County	23	20	11	0.87	0.0%
Gentry County	22	23	12	1.05	15.8%
Holt County	22	20	17	0.91	15.8%
Nodaway County	155	158	73	1.02	-13.4%
Worth County	12	14	7	1.17	200.0%
Circuit Total	234	235	120	1.00	-4.1%

JUVENILE*

* The D/F ratio and % change for Juvenile cases do not include motion to modify (MMOD) cases.

	Filed Cases Includes:	Filed	Disposed	Pending End	D/F Ratio	% Change
Atchison County	0 MMOD(S)	18	9	15	0.50	125.0%
Gentry County	1 MMOD(S)	22	29	24	1.38	23.5%
Holt County	0 MMOD(S)	23	19	26	0.83	27.8%
Nodaway County	2 MMOD(S)	76	72	74	0.97	48.0%
Worth County	3 MMOD(S)	16	10	15	0.77	44.4%
Circuit Total	6 MMOD(S)	155	139	154	0.93	46.1%

JURY STATISTICS

	Trial Begun, No Verdict		Verdict Returned		Total Jury Days	
	Civil	Criminal	Civil	Criminal	Civil	Criminal
Atchison County	0	0	0	0	0	0
Gentry County	0	0	1	1	8	1
Holt County	0	0	0	0	0	0
Nodaway County	0	0	0	3	0	4
Worth County	0	0	0	0	0	0

FY 2020 PROFILE - 4TH CIRCUIT
U.S. Census 2019 Population: 40,222

		Filed	Disposed	Pending End	D/F Ratio	% Change in Filed FY19- FY20
CRIMINAL						
Felony						
	Atchison County	30	32	11	1.07	-21.1%
	Gentry County	30	42	14	1.40	-38.8%
	Holt County	18	35	5	1.94	-37.9%
	Nodaway County	122	131	31	1.07	-4.7%
	Worth County	16	14	10	0.88	23.1%
	Circuit Total	216	254	71	1.18	-16.0%
Associate Felony						
	Atchison County	61	40	53	0.66	-17.6%
	Gentry County	49	41	26	0.84	-5.8%
	Holt County	30	26	10	0.87	-6.3%
	Nodaway County	109	145	30	1.33	-34.3%
	Worth County	25	30	21	1.20	-47.9%
	Circuit Total	274	282	140	1.03	-26.3%
Misdemeanors*						
	Atchison County	267	194	512	0.73	23.6%
	Gentry County	108	115	35	1.06	12.5%
	Holt County	369	280	249	0.76	147.7%
	Nodaway County	519	563	182	1.08	-7.3%
	Worth County	88	106	23	1.20	10.0%
	Circuit Total	1,351	1,258	1,001	0.93	22.7%
Traffic*						
	Atchison County	1,025	1,298	913	1.27	158.2%
	Gentry County	185	195	65	1.05	40.2%
	Holt County	1,232	1,274	1,650	1.03	64.3%
	Nodaway County	1,054	1,061	906	1.01	73.6%
	Worth County	165	168	32	1.02	4.4%
	Circuit Total	3,661	3,996	3,566	1.09	79.1%
Ordinance**						
	Atchison County	0	1	0	NA	-100.0%
	Gentry County	9	12	4	1.33	-18.2%
	Holt County	18	15	92	0.83	-57.1%
	Nodaway County	0	1	13	NA	-100.0%
	Worth County	0	0	0	NA	NA
	Circuit Total	27	29	109	1.07	-59.7%
Municipal Cert./Trial de Novo						
	Atchison County	0	0	0	NA	NA
	Gentry County	0	0	0	NA	NA
	Holt County	0	0	0	NA	NA
	Nodaway County	9	17	2	1.89	-35.7%
	Worth County	0	0	0	NA	NA
	Circuit Total	9	17	2	1.89	-35.7%
Criminal Total		5,538	5,836	4,889	1.05	43.7%
GRAND TOTALS						
	Atchison County	1,597	1,762	1,680	1.10	19862.5%
	Gentry County	730	762	411	1.05	4188.2%
	Holt County	1,903	1,853	2,183	0.97	10472.2%
	Nodaway County	2,673	2,802	1,768	1.05	5242.0%
	Worth County	443	470	176	1.07	4788.9%
	TOTAL	7,346	7,649	6,218	1.04	7096.1%

* For additional misdemeanor and/or traffic caseload information see Tables in Fine Collection Center section/tab.

** For information concerning ordinance cases heard in the municipal division, see Tables in Municipal Division section/tab.

FY 2020 PROFILE - 5TH CIRCUIT
U.S. Census 2019 Population: 105,076

	Filed	Disposed	Pending End	D/F Ratio	% Change in Filed FY19- FY20
CIVIL					
Circuit Civil					
Andrew County	52	43	27	0.83	73.3%
Buchanan County	365	398	206	1.09	-3.2%
Circuit Total	417	441	233	1.06	2.5%
Domestic Relations					
Andrew County	349	290	203	0.83	-9.1%
Buchanan County	1,458	1,423	361	0.98	-4.1%
Circuit Total	1,807	1,713	564	0.95	-5.1%
Associate Civil and Small Claims					
Andrew County	450	360	308	0.80	-7.0%
Buchanan County	3,587	3,593	995	1.00	-9.1%
Circuit Total	4,037	3,953	1,303	0.98	-8.9%
Civil Total	6,261	6,107	2,100	0.98	-7.1%

PROBATE

Decedent's estates, incapacitated/disabled estates, minors' estates, mental health petitions and probable cause petitions.

Andrew County	41	22	274	0.54	-10.9%
Buchanan County	287	277	1,570	0.97	3.6%
Circuit Total	328	299	1,844	0.91	1.5%

Simple probate/abbreviated matters.

Andrew County	27	25	48	0.93	-37.2%
Buchanan County	848	889	111	1.05	-6.8%
Circuit Total	875	914	159	1.04	-8.2%

JUVENILE*

* The D/F ratio and % change for Juvenile cases do not include motion to modify (MMOD) cases.

	Filed Cases Includes:	Filed	Disposed	Pending End	D/F Ratio	% Change
Andrew County	5 MMOD(S)	16	9	13	0.82	-31.3%
Buchanan County	204 MMOD(S)	388	200	185	1.09	-13.6%
Circuit Total	209 MMOD(S)	404	209	198	1.07	14.0%

JURY STATISTICS

	Trial Begun, No Verdict		Verdict Returned		Total Jury Days	
	Civil	Criminal	Civil	Criminal	Civil	Criminal
Andrew County	0	0	0	0	0	0
Buchanan County	0	0	3	12	15	30

FY 2020 PROFILE - 5TH CIRCUIT
U.S. Census 2019 Population: 105,076

	Filed	Disposed	Pending End	D/F Ratio	% Change in Filed FY19- FY20
CRIMINAL					
Felony					
Andrew County	55	38	23	0.69	96.4%
Buchanan County	678	660	231	0.97	-14.1%
Circuit Total	733	698	254	0.95	-10.3%
Associate Felony					
Andrew County	162	134	88	0.83	-34.1%
Buchanan County	935	858	399	0.92	-0.6%
Circuit Total	1,097	992	487	0.90	-7.6%
Misdemeanors*					
Andrew County	555	450	303	0.81	108.6%
Buchanan County	1,698	1,487	1,050	0.88	15.7%
Circuit Total	2,253	1,937	1,353	0.86	30.0%
Traffic*					
Andrew County	1,228	1,109	833	0.90	144.6%
Buchanan County	2,325	1,941	984	0.83	125.5%
Circuit Total	3,553	3,050	1,817	0.86	131.8%
Ordinance**					
Andrew County	221	216	134	0.98	-33.0%
Buchanan County	0	0	0	NA	NA
Circuit Total	221	216	134	0.98	-33.0%
Municipal Cert./Trial de Novo					
Andrew County	0	0	0	NA	NA
Buchanan County	5	7	1	1.40	25.0%
Circuit Total	5	7	1	1.40	25.0%
Criminal Total	7,862	6,900	4,046	0.88	40.3%
GRAND TOTALS					
Andrew County	3,156	2,696	2,254	0.86	32.7%
Buchanan County	12,574	11,733	6,093	0.95	7.8%
TOTAL	15,730	14,429	8,347	0.93	12.0%

* For additional misdemeanor and/or traffic caseload information see Tables in Fine Collection Center section/tab.

** For information concerning ordinance cases heard in the municipal division, see Tables in Municipal Division section/tab.

FY 2020 PROFILE - 6TH CIRCUIT
 U.S. Census 2019 Population: 104,418

	Filed	Disposed	Pending End	D/F Ratio	% Change in Filed FY19- FY20
CIVIL					
Circuit Civil					
Platte County	329	339	336	1.03	-20.1%
Circuit Total	329	339	336	1.03	-20.1%
Domestic Relations					
Platte County	1,136	1,001	491	0.88	-4.6%
Circuit Total	1,136	1,001	491	0.88	-4.6%
Associate Civil and Small Claims					
Platte County	2,737	2,392	1,009	0.87	-12.9%
Circuit Total	2,737	2,392	1,009	0.87	-12.9%
Civil Total	4,202	3,732	1,836	0.89	-11.4%

PROBATE

Decedent's estates, incapacitated/disabled estates, minors' estates, mental health petitions and probable cause petitions.

Platte County	150	164	783	1.09	-14.3%
Circuit Total	150	164	783	1.09	-14.3%

Simple probate/abbreviated matters.

Platte County	172	162	38	0.94	7.5%
Circuit Total	172	162	38	0.94	7.5%

JUVENILE*

* The D/F ratio and % change for Juvenile cases do not include motion to modify (MMOD) cases.

	<u>Filed Cases Includes:</u>	Filed	Disposed	Pending End	D/F Ratio	% Change in Filed FY19- FY20
Platte County	3 MMOD(S)	70	87	49	1.30	-17.3%
Circuit Total	3 MMOD(S)	70	87	49	1.30	-17.3%

JURY STATISTICS

	Trial Begun, No Verdict		Verdict Returned		Total Jury Days	
	Civil	Criminal	Civil	Criminal	Civil	Criminal
Platte County	0	0	2	7	7	32

FY 2020 PROFILE - 6TH CIRCUIT
 U.S. Census 2019 Population: 104,418

	Filed	Disposed	Pending End	D/F Ratio	% Change in Filed FY19- FY20
CRIMINAL					
Felony					
Platte County	383	338	458	0.88	-7.0%
Circuit Total	383	338	458	0.88	-7.0%
Associate Felony					
Platte County	616	517	534	0.84	-9.3%
Circuit Total	616	517	534	0.84	-9.3%
Misdemeanors*					
Platte County	3,039	2,303	4,221	0.76	-5.5%
Circuit Total	3,039	2,303	4,221	0.76	-5.5%
Traffic*					
Platte County	8,298	7,818	4,257	0.94	27.9%
Circuit Total	8,298	7,818	4,257	0.94	27.9%
Ordinance**					
Platte County	1,254	945	669	0.75	16.3%
Circuit Total	1,254	945	669	0.75	16.3%
Municipal Cert./Trial de Novo					
Platte County	3	6	0	2.00	-72.7%
Circuit Total	3	6	0	2.00	-72.7%
Criminal Total	13,593	11,927	10,139	0.88	14.4%
GRAND TOTALS					
Platte County	18,187	16,072	12,845	0.88	6.7%
TOTAL	18,187	16,072	12,845	0.88	6.7%

* For additional misdemeanor and/or traffic caseload information see Tables in Fine Collection Center section/tab.

** For information concerning ordinance cases heard in the municipal division, see Tables in Municipal Division section/tab.

FY 2020 PROFILE - 7TH CIRCUIT
 U.S. Census 2019 Population: 249,948

	Filed	Disposed	Pending End	D/F Ratio	% Change in Filed FY19- FY20
CIVIL					
Circuit Civil					
Clay County	852	757	1,034	0.89	-2.3%
Circuit Total	852	757	1,034	0.89	-2.3%
Domestic Relations					
Clay County	3,434	3,185	1,821	0.93	-7.4%
Circuit Total	3,434	3,185	1,821	0.93	-7.4%
Associate Civil and Small Claims					
Clay County	7,924	7,854	2,417	0.99	-18.6%
Circuit Total	7,924	7,854	2,417	0.99	-18.6%
Civil Total	12,210	11,796	5,272	0.97	-14.7%

PROBATE

Decedent's estates, incapacitated/disabled estates, minors' estates, mental health petitions and probable cause petitions.

Clay County	342	190	2,142	0.56	-10.0%
Circuit Total	342	190	2,142	0.56	-10.0%

Simple probate/abbreviated matters.

Clay County	683	615	832	0.90	2.1%
Circuit Total	683	615	832	0.90	2.1%

JUVENILE*

* The D/F ratio and % change for Juvenile cases do not include motion to modify (MMOD) cases.

	<u>Filed Cases Includes:</u>					
Clay County	122 MMOD(S)	286	178	265	1.09	-17.2%
Circuit Total	122 MMOD(S)	286	178	265	1.09	-17.2%

JURY STATISTICS

	Trial Begun, No Verdict		Verdict Returned		Total Jury Days	
	Civil	Criminal	Civil	Criminal	Civil	Criminal
Clay County	2	2	14	6	46	17

FY 2020 PROFILE - 7TH CIRCUIT
 U.S. Census 2019 Population: 249,948

		Filed	Disposed	Pending End	D/F Ratio	% Change in Filed FY19- FY20
CRIMINAL						
Felony						
	Clay County	645	658	642	1.02	-25.6%
	Circuit Total	645	658	642	1.02	-25.6%
Associate Felony						
	Clay County	1,052	778	1,170	0.74	-5.1%
	Circuit Total	1,052	778	1,170	0.74	-5.1%
Misdemeanors*						
	Clay County	3,855	2,776	5,798	0.72	14.8%
	Circuit Total	3,855	2,776	5,798	0.72	14.8%
Traffic*						
	Clay County	5,583	4,063	5,885	0.73	88.8%
	Circuit Total	5,583	4,063	5,885	0.73	88.8%
Ordinance**						
	Clay County	2,216	2,060	1,181	0.93	23.5%
	Circuit Total	2,216	2,060	1,181	0.93	23.5%
Municipal Cert./Trial de Novo						
	Clay County	42	34	18	0.81	75.0%
	Circuit Total	42	34	18	0.81	75.0%
	Criminal Total	13,393	10,369	14,694	0.77	32.5%
GRAND TOTALS						
	Clay County	26,914	23,148	23,205	0.86	4.4%
	TOTAL	26,914	23,148	23,205	0.86	4.4%

* For additional misdemeanor and/or traffic caseload information see Tables in Fine Collection Center section/tab.

** For information concerning ordinance cases heard in the municipal division, see Tables in Municipal Division section/tab.

FY 2020 PROFILE - 8TH CIRCUIT
 U.S. Census 2019 Population: 31,697

	Filed	Disposed	Pending End	D/F Ratio	% Change in Filed FY19- FY20
CIVIL					
Circuit Civil					
Carroll County	28	29	26	1.04	-17.6%
Ray County	86	97	107	1.13	0.0%
Circuit Total	114	126	133	1.11	-5.0%
Domestic Relations					
Carroll County	110	106	45	0.96	-16.7%
Ray County	432	331	205	0.77	13.1%
Circuit Total	542	437	250	0.81	5.4%
Associate Civil and Small Claims					
Carroll County	189	176	71	0.93	-11.7%
Ray County	719	589	309	0.82	-0.3%
Circuit Total	908	765	380	0.84	-2.9%
Civil Total	1,564	1,328	763	0.85	-0.3%

PROBATE

Decedent's estates, incapacitated/disabled estates, minors' estates, mental health petitions and probable cause petitions.

Carroll County	32	57	229	1.78	3.2%
Ray County	49	58	390	1.18	-5.8%
Circuit Total	81	115	619	1.42	-2.4%

Simple probate/abbreviated matters.

Carroll County	55	55	7	1.00	-8.3%
Ray County	74	86	24	1.16	-6.3%
Circuit Total	129	141	31	1.09	-7.2%

JUVENILE*

* The D/F ratio and % change for Juvenile cases do not include motion to modify (MMOD) cases.

	Filed Cases Includes:	Filed	Disposed	Pending End	D/F Ratio	% Change in Filed FY19- FY20
Carroll County	0 MMOD(S)	13	3	19	0.23	85.7%
Ray County	5 MMOD(S)	35	24	34	0.80	0.0%
Circuit Total	5 MMOD(S)	48	27	53	0.63	16.2%

JURY STATISTICS

	Trial Begun, No Verdict		Verdict Returned		Total Jury Days	
	Civil	Criminal	Civil	Criminal	Civil	Criminal
Carroll County	0	0	0	1	0	2
Ray County	1	0	3	1	19	4

FY 2020 PROFILE - 8TH CIRCUIT
U.S. Census 2019 Population: 31,697

	Filed	Disposed	Pending End	D/F Ratio	% Change in Filed FY19- FY20
CRIMINAL					
Felony					
Carroll County	63	72	24	1.14	-32.3%
Ray County	227	207	158	0.91	-6.6%
Circuit Total	290	279	182	0.96	-13.7%
Associate Felony					
Carroll County	91	77	61	0.85	-22.9%
Ray County	342	342	298	1.00	-9.0%
Circuit Total	433	419	359	0.97	-12.3%
Misdemeanors*					
Carroll County	146	126	116	0.86	2.1%
Ray County	405	297	455	0.73	48.9%
Circuit Total	551	423	571	0.77	32.8%
Traffic*					
Carroll County	211	187	144	0.89	6.0%
Ray County	1,035	863	444	0.83	124.5%
Circuit Total	1,246	1,050	588	0.84	88.8%
Ordinance**					
Carroll County	101	123	47	1.22	-72.0%
Ray County	0	6	12	NA	-100.0%
Circuit Total	101	129	59	1.28	-72.1%
Municipal Cert./Trial de Novo					
Carroll County	0	0	0	NA	NA
Ray County	3	4	0	1.33	50.0%
Circuit Total	3	4	0	1.33	50.0%
Criminal Total	2,624	2,304	1,759	0.88	15.6%
GRAND TOTALS					
Carroll County	1,039	1,011	939	0.97	-25.4%
Ray County	3,407	2,904	2,918	0.85	25.8%
TOTAL	4,446	3,915	3,857	0.88	8.4%

* For additional misdemeanor and/or traffic caseload information see Tables in Fine Collection Center section/tab.

** For information concerning ordinance cases heard in the municipal division, see Tables in Municipal Division section/tab.

FY 2020 PROFILE - 9TH CIRCUIT
 U.S. Census 2019 Population: 25,435

	Filed	Disposed	Pending End	D/F Ratio	% Change in Filed FY19- FY20
CIVIL					
Circuit Civil					
Chariton County	31	21	29	0.68	55.0%
Linn County	32	33	45	1.03	-33.3%
Sullivan County	25	16	38	0.64	-7.4%
Circuit Total	88	70	112	0.80	-7.4%
Domestic Relations					
Chariton County	51	51	26	1.00	-26.1%
Linn County	222	215	73	0.97	-4.3%
Sullivan County	90	82	40	0.91	2.3%
Circuit Total	363	348	139	0.96	-6.7%
Associate Civil and Small Claims					
Chariton County	197	183	62	0.93	6.5%
Linn County	307	223	173	0.73	4.1%
Sullivan County	195	174	80	0.89	-4.4%
Circuit Total	699	580	315	0.83	2.2%
Civil Total	1,150	998	566	0.87	-1.5%

PROBATE

Decedent's estates, incapacitated/disabled estates, minors' estates, mental health petitions and probable cause petitions.

Chariton County	23	30	99	1.30	-17.9%
Linn County	30	9	490	0.30	-11.8%
Sullivan County	16	7	105	0.44	-23.8%
Circuit Total	69	46	694	0.67	-16.9%

Simple probate/abbreviated matters.

Chariton County	35	37	13	1.06	-23.9%
Linn County	41	35	37	0.85	-26.8%
Sullivan County	24	24	19	1.00	-31.4%
Circuit Total	100	96	69	0.96	-27.0%

JUVENILE*

* The D/F ratio and % change for Juvenile cases do not include motion to modify (MMOD) cases.

	Filed Cases Includes:					
Chariton County	1 MMOD(S)	7	15	22	2.50	-45.5%
Linn County	2 MMOD(S)	44	52	89	1.24	-8.7%
Sullivan County	4 MMOD(S)	26	30	38	1.36	-24.1%
Circuit Total	7 MMOD(S)	77	97	149	1.39	-18.6%

JURY STATISTICS

	Trial Begun, No Verdict		Verdict Returned		Total Jury Days	
	Civil	Criminal	Civil	Criminal	Civil	Criminal
Chariton County	0	0	0	2	0	2
Linn County	0	1	1	1	4	3
Sullivan County	0	0	0	1	0	3

FY 2020 PROFILE - 9TH CIRCUIT
U.S. Census 2019 Population: 25,435

	Filed	Disposed	Pending End	D/F Ratio	% Change in Filed FY19- FY20
CRIMINAL					
Felony					
Chariton County	53	47	26	0.89	20.5%
Linn County	169	181	65	1.07	20.7%
Sullivan County	37	41	31	1.11	-28.8%
Circuit Total	259	269	122	1.04	9.7%
Associate Felony					
Chariton County	80	72	47	0.90	1.3%
Linn County	237	248	129	1.05	-14.1%
Sullivan County	69	46	79	0.67	1.5%
Circuit Total	386	366	255	0.95	-8.7%
Misdemeanors*					
Chariton County	143	137	42	0.96	33.6%
Linn County	325	328	170	1.01	-5.0%
Sullivan County	94	81	186	0.86	-36.5%
Circuit Total	562	546	398	0.97	-5.9%
Traffic*					
Chariton County	248	266	33	1.07	45.0%
Linn County	953	928	361	0.97	35.8%
Sullivan County	490	487	296	0.99	45.4%
Circuit Total	1,691	1,681	690	0.99	39.8%
Ordinance**					
Chariton County	45	44	11	0.98	-19.6%
Linn County	623	550	183	0.88	3.0%
Sullivan County	42	36	51	0.86	-39.1%
Circuit Total	710	630	245	0.89	-2.7%
Municipal Cert./Trial de Novo					
Chariton County	0	0	0	NA	NA
Linn County	0	0	0	NA	NA
Sullivan County	0	0	0	NA	NA
Circuit Total	0	0	0	NA	NA
Criminal Total	3,608	3,492	1,710	0.97	12.9%
GRAND TOTALS					
Chariton County	913	903	410	0.99	11.8%
Linn County	2,983	2,802	1,815	0.94	7.4%
Sullivan County	1,108	1,024	963	0.93	2.4%
TOTAL	5,004	4,729	3,188	0.95	7.0%

* For additional misdemeanor and/or traffic caseload information see Tables in Fine Collection Center section/tab.

** For information concerning ordinance cases heard in the municipal division, see Tables in Municipal Division section/tab.

FY 2020 PROFILE - 10TH CIRCUIT
 U.S. Census 2019 Population: 47,483

	Filed	Disposed	Pending End	D/F Ratio	% Change in Filed FY19- FY20
CIVIL					
Circuit Civil					
Marion County	104	85	100	0.82	-4.6%
Monroe County	30	27	25	0.90	-9.1%
Ralls County	48	41	32	0.85	54.8%
Circuit Total	182	153	157	0.84	5.2%
Domestic Relations					
Marion County	671	629	184	0.94	-3.2%
Monroe County	89	77	32	0.87	23.6%
Ralls County	193	168	51	0.87	36.9%
Circuit Total	953	874	267	0.92	5.2%
Associate Civil and Small Claims					
Marion County	1,302	1,211	433	0.93	-9.7%
Monroe County	195	174	82	0.89	-2.5%
Ralls County	162	149	65	0.92	-12.9%
Circuit Total	1,659	1,534	580	0.92	-9.2%
Civil Total	2,794	2,561	1,004	0.92	-3.9%

PROBATE

Decedent's estates, incapacitated/disabled estates, minors' estates, mental health petitions and probable cause petitions.

Marion County	84	42	1,030	0.50	-1.2%
Monroe County	17	10	196	0.59	-34.6%
Ralls County	31	17	197	0.55	24.0%
Circuit Total	132	69	1,423	0.52	-2.9%

Simple probate/abbreviated matters.

Marion County	191	151	227	0.79	-8.2%
Monroe County	21	19	58	0.90	-47.5%
Ralls County	40	31	50	0.78	66.7%
Circuit Total	252	201	335	0.80	-7.4%

JUVENILE*

* The D/F ratio and % change for Juvenile cases do not include motion to modify (MMOD) cases.

	<u>Filed Cases Includes:</u>	Filed	Disposed	Pending End	D/F Ratio	% Change in Filed FY19- FY20
Marion County	7 MMOD(S)	104	106	246	1.09	-30.2%
Monroe County	1 MMOD(S)	98	18	56	0.19	185.3%
Ralls County	0 MMOD(S)	97	11	44	0.11	340.9%
Circuit Total	8 MMOD(S)	299	135	346	0.46	49.2%

JURY STATISTICS

	Trial Begun, No Verdict		Verdict Returned		Total Jury Days	
	Civil	Criminal	Civil	Criminal	Civil	Criminal
Marion County	0	0	2	0	8	0
Monroe County	0	0	0	1	0	3
Ralls County	0	0	0	0	0	0

FY 2020 PROFILE - 10TH CIRCUIT
 U.S. Census 2019 Population: 47,483

	Filed	Disposed	Pending End	D/F Ratio	% Change in Filed FY19- FY20
CRIMINAL					
Felony					
Marion County	149	155	73	1.04	-38.9%
Monroe County	39	40	10	1.03	-40.9%
Ralls County	41	42	14	1.02	-34.9%
Circuit Total	229	237	97	1.03	-38.6%
Associate Felony					
Marion County	273	204	165	0.75	-10.8%
Monroe County	64	55	22	0.86	-15.8%
Ralls County	72	62	64	0.86	-24.2%
Circuit Total	409	321	251	0.78	-14.3%
Misdemeanors*					
Marion County	565	529	1,070	0.94	-20.4%
Monroe County	145	143	96	0.99	35.5%
Ralls County	416	373	439	0.90	-27.9%
Circuit Total	1,126	1,045	1,605	0.93	-19.2%
Traffic*					
Marion County	1,746	1,698	1,347	0.97	38.8%
Monroe County	629	613	189	0.97	88.3%
Ralls County	1,356	1,279	1,127	0.94	54.8%
Circuit Total	3,731	3,590	2,663	0.96	51.2%
Ordinance**					
Marion County	0	0	1,111	NA	NA
Monroe County	0	0	0	NA	-100.0%
Ralls County	86	127	74	1.48	-71.6%
Circuit Total	86	127	1,185	1.48	-71.7%
Municipal Cert./Trial de Novo					
Marion County	9	9	5	1.00	200.0%
Monroe County	0	0	0	NA	NA
Ralls County	1	1	0	1.00	0.0%
Circuit Total	10	10	5	1.00	150.0%
Criminal Total	5,591	5,330	5,806	0.95	11.4%
GRAND TOTALS					
Marion County	5,198	4,819	5,991	0.93	105.9%
Monroe County	1,327	1,176	766	0.89	127.1%
Ralls County	2,543	2,301	2,157	0.90	32.8%
TOTAL	9,068	8,296	8,914	0.92	80.5%

* For additional misdemeanor and/or traffic caseload information see Tables in Fine Collection Center section/tab.

** For information concerning ordinance cases heard in the municipal division, see Tables in Municipal Division section/tab.

FY 2020 PROFILE - 11TH CIRCUIT
U.S. Census 2019 Population: 402,022

	Filed	Disposed	Pending End	D/F Ratio	% Change in Filed FY19- FY20
CIVIL					
Circuit Civil					
St. Charles County	1,282	1,138	1,259	0.89	1.7%
Circuit Total	1,282	1,138	1,259	0.89	1.7%
Domestic Relations					
St. Charles County	3,955	3,864	1,933	0.98	-10.0%
Circuit Total	3,955	3,864	1,933	0.98	-10.0%
Associate Civil and Small Claims					
St. Charles County	8,298	7,971	2,801	0.96	-12.3%
Circuit Total	8,298	7,971	2,801	0.96	-12.3%
Civil Total	13,535	12,973	5,993	0.96	-10.5%

PROBATE

Decedent's estates, incapacitated/disabled estates, minors' estates, mental health petitions and probable cause petitions.

St. Charles County	651	541	3,209	0.83	5.3%
Circuit Total	651	541	3,209	0.83	5.3%

Simple probate/abbreviated matters.

St. Charles County	1,149	1,078	246	0.94	0.8%
Circuit Total	1,149	1,078	246	0.94	0.8%

JUVENILE*

* The D/F ratio and % change for Juvenile cases do not include motion to modify (MMOD) cases.

	Filed Cases Includes:					
St. Charles County	9 MMOD(S)	295	320	328	1.12	-9.2%
Circuit Total	9 MMOD(S)	295	320	328	1.12	-9.2%

JURY STATISTICS

	Trial Begun, No Verdict		Verdict Returned		Total Jury Days	
	Civil	Criminal	Civil	Criminal	Civil	Criminal
St. Charles County	6	0	7	6	34	19

FY 2020 PROFILE - 11TH CIRCUIT
 U.S. Census 2019 Population: 402,022

		Filed	Disposed	Pending End	D/F Ratio	% Change in Filed FY19- FY20
CRIMINAL						
Felony						
	St. Charles County	1,348	1,179	997	0.87	-20.1%
	Circuit Total	1,348	1,179	997	0.87	-20.1%
Associate Felony						
	St. Charles County	2,852	1,721	3,087	0.60	8.1%
	Circuit Total	2,852	1,721	3,087	0.60	8.1%
Misdemeanors*						
	St. Charles County	1,758	1,514	4,926	0.86	-11.1%
	Circuit Total	1,758	1,514	4,926	0.86	-11.1%
Traffic*						
	St. Charles County	195	417	2,011	2.14	-70.8%
	Circuit Total	195	417	2,011	2.14	-70.8%
Ordinance**						
	St. Charles County	0	0	0	NA	NA
	Circuit Total	0	0	0	NA	NA
Municipal Cert./Trial de Novo						
	St. Charles County	77	27	93	0.35	63.8%
	Circuit Total	77	27	93	0.35	63.8%
	Criminal Total	6,230	4,858	11,114	0.78	-11.2%
GRAND TOTALS						
	St. Charles County	21,860	19,770	20,890	0.90	-9.8%
	TOTAL	21,860	19,770	20,890	0.90	-9.8%

* For additional misdemeanor and/or traffic caseload information see Tables in Fine Collection Center section/tab.

** For information concerning ordinance cases heard in the municipal division, see Tables in Municipal Division section/tab.

FY 2020 PROFILE - 12TH CIRCUIT
U.S. Census 2019 Population: 72,588

	Filed	Disposed	Pending End	D/F Ratio	% Change in Filed FY19- FY20
CIVIL					
Circuit Civil					
Audrain County	69	51	78	0.74	15.0%
Montgomery County	45	48	59	1.07	-16.7%
Warren County	104	93	160	0.89	-4.6%
Circuit Total	218	192	297	0.88	-2.2%
Domestic Relations					
Audrain County	422	384	154	0.91	0.7%
Montgomery County	145	137	77	0.94	-12.1%
Warren County	477	459	223	0.96	-20.6%
Circuit Total	1,044	980	454	0.94	-11.9%
Associate Civil and Small Claims					
Audrain County	536	536	205	1.00	-16.6%
Montgomery County	255	207	117	0.81	-9.9%
Warren County	805	708	326	0.88	-8.6%
Circuit Total	1,596	1,451	648	0.91	-11.7%
Civil Total	2,858	2,623	1,399	0.92	-11.1%

PROBATE

Decedent's estates, incapacitated/disabled estates, minors' estates, mental health petitions and probable cause petitions.

Audrain County	66	84	269	1.27	3.1%
Montgomery County	23	19	182	0.83	-4.2%
Warren County	49	38	364	0.78	14.0%
Circuit Total	138	141	815	1.02	5.3%

Simple probate/abbreviated matters.

Audrain County	165	240	38	1.45	0.0%
Montgomery County	49	48	4	0.98	-2.0%
Warren County	69	66	34	0.96	1.5%
Circuit Total	283	354	76	1.25	0.0%

JUVENILE*

* The D/F ratio and % change for Juvenile cases do not include motion to modify (MMOD) cases.

	Filed Cases Includes:					
Audrain County	1 MMOD(S)	47	66	108	1.43	-16.4%
Montgomery County	0 MMOD(S)	32	29	78	0.91	-11.1%
Warren County	0 MMOD(S)	87	75	123	0.86	64.2%
Circuit Total	1 MMOD(S)	166	170	309	1.03	14.6%

JURY STATISTICS

	Trial Begun, No Verdict		Verdict Returned		Total Jury Days	
	Civil	Criminal	Civil	Criminal	Civil	Criminal
Audrain County	0	0	0	0	0	0
Montgomery County	0	1	0	3	0	6
Warren County	0	3	1	7	4	13

FY 2020 PROFILE - 12TH CIRCUIT
U.S. Census 2019 Population: 72,588

	Filed	Disposed	Pending End	D/F Ratio	% Change in Filed FY19- FY20
CRIMINAL					
Felony					
Audrain County	260	267	111	1.03	-29.2%
Montgomery County	157	189	68	1.20	-43.3%
Warren County	232	240	296	1.03	-39.9%
Circuit Total	649	696	475	1.07	-37.0%
Associate Felony					
Audrain County	492	328	358	0.67	15.0%
Montgomery County	250	200	138	0.80	-18.0%
Warren County	582	247	568	0.42	46.6%
Circuit Total	1,324	775	1,064	0.59	17.2%
Misdemeanors*					
Audrain County	750	519	518	0.69	42.9%
Montgomery County	317	404	405	1.27	10.8%
Warren County	905	495	1,279	0.55	22.1%
Circuit Total	1,972	1,418	2,202	0.72	27.1%
Traffic*					
Audrain County	691	639	205	0.92	59.6%
Montgomery County	911	910	612	1.00	54.4%
Warren County	1,204	1,014	1,343	0.84	34.5%
Circuit Total	2,806	2,563	2,160	0.91	46.3%
Ordinance**					
Audrain County	97	81	58	0.84	-10.2%
Montgomery County	197	200	147	1.02	-41.9%
Warren County	416	271	346	0.65	49.6%
Circuit Total	710	552	551	0.78	-2.1%
Municipal Cert./Trial de Novo					
Audrain County	0	0	0	NA	NA
Montgomery County	0	0	0	NA	NA
Warren County	0	1	0	NA	-100.0%
Circuit Total	0	1	0	NA	-100.0%
Criminal Total	7,461	6,005	6,452	0.80	17.3%
GRAND TOTALS					
Audrain County	3,595	3,195	2,102	0.89	10.0%
Montgomery County	2,381	2,391	1,887	1.00	-1.2%
Warren County	4,930	3,707	5,062	0.75	10.7%
TOTAL	10,906	9,293	9,051	0.85	7.6%

* For additional misdemeanor and/or traffic caseload information see Tables in Fine Collection Center section/tab.

** For information concerning ordinance cases heard in the municipal division, see Tables in Municipal Division section/tab.

FY 2020 PROFILE - 13TH CIRCUIT
 U.S. Census 2019 Population: 225,206

	Filed	Disposed	Pending End	D/F Ratio	% Change in Filed FY19- FY20
CIVIL					
Circuit Civil					
Boone County	527	522	591	0.99	-9.0%
Callaway County	132	128	114	0.97	24.5%
Circuit Total	659	650	705	0.99	-3.8%
Domestic Relations					
Boone County	2,172	2,180	658	1.00	-5.9%
Callaway County	778	672	321	0.86	10.2%
Circuit Total	2,950	2,852	979	0.97	-2.1%
Associate Civil and Small Claims					
Boone County	4,461	4,368	1,432	0.98	-8.2%
Callaway County	1,108	1,087	294	0.98	-5.1%
Circuit Total	5,569	5,455	1,726	0.98	-7.6%
Civil Total	9,178	8,957	3,410	0.98	-5.6%

PROBATE

Decedent's estates, incapacitated/disabled estates, minors' estates, mental health petitions and probable cause petitions.

Boone County	574	510	1,388	0.89	7.1%
Callaway County	85	94	619	1.11	-23.4%
Circuit Total	659	604	2,007	0.92	1.9%

Simple probate/abbreviated matters.

Boone County	1,709	1,601	149	0.94	3.2%
Callaway County	181	169	160	0.93	-10.0%
Circuit Total	1,890	1,770	309	0.94	1.8%

JUVENILE*

* The D/F ratio and % change for Juvenile cases do not include motion to modify (MMOD) cases.

	Filed Cases Includes:	Filed	Disposed	Pending End	D/F Ratio	% Change in Filed FY19- FY20
Boone County	95 MMOD(S)	455	332	445	0.92	5.0%
Callaway County	23 MMOD(S)	158	127	256	0.94	-15.1%
Circuit Total	118 MMOD(S)	613	459	701	0.93	-1.4%

JURY STATISTICS

	Trial Begun, No Verdict		Verdict Returned		Total Jury Days	
	Civil	Criminal	Civil	Criminal	Civil	Criminal
Boone County	0	4	4	10	8	29
Callaway County	0	0	0	4	0	5

FY 2020 PROFILE - 13TH CIRCUIT
U.S. Census 2019 Population: 225,206

	Filed	Disposed	Pending End	D/F Ratio	% Change in Filed FY19- FY20
CRIMINAL					
Felony					
Boone County	1,028	983	678	0.96	-4.0%
Callaway County	359	404	251	1.13	-22.8%
Circuit Total	1,387	1,387	929	1.00	-9.7%
Associate Felony					
Boone County	2,117	1,532	1,861	0.72	10.5%
Callaway County	714	506	498	0.71	10.9%
Circuit Total	2,831	2,038	2,359	0.72	10.6%
Misdemeanors*					
Boone County	3,551	2,640	3,657	0.74	13.9%
Callaway County	1,632	1,308	1,375	0.80	11.2%
Circuit Total	5,183	3,948	5,032	0.76	13.0%
Traffic*					
Boone County	3,708	3,434	1,493	0.93	46.9%
Callaway County	1,979	1,962	1,549	0.99	35.0%
Circuit Total	5,687	5,396	3,042	0.95	42.5%
Ordinance**					
Boone County	888	833	282	0.94	-22.9%
Callaway County	673	908	2,401	1.35	631.5%
Circuit Total	1,561	1,741	2,683	1.12	25.5%
Municipal Cert./Trial de Novo					
Boone County	12	9	5	0.75	200.0%
Callaway County	1	1	0	1.00	NA
Circuit Total	13	10	5	0.77	225.0%
Criminal Total	16,662	14,520	14,050	0.87	19.7%
GRAND TOTALS					
Boone County	21,202	18,944	12,639	0.90	5.2%
Callaway County	7,800	7,366	7,838	0.95	18.1%
TOTAL	29,002	26,310	20,477	0.91	8.4%

* For additional misdemeanor and/or traffic caseload information see Tables in Fine Collection Center section/tab.

** For information concerning ordinance cases heard in the municipal division, see Tables in Municipal Division section/tab.

FY 2020 PROFILE - 14TH CIRCUIT
 U.S. Census 2019 Population: 34,749

	Filed	Disposed	Pending End	D/F Ratio	% Change in Filed FY19- FY20
CIVIL					
Circuit Civil					
Howard County	36	17	32	0.47	24.1%
Randolph County	89	93	52	1.04	2.3%
Circuit Total	125	110	84	0.88	7.8%
Domestic Relations					
Howard County	126	124	34	0.98	4.1%
Randolph County	511	471	128	0.92	-6.1%
Circuit Total	637	595	162	0.93	-4.2%
Associate Civil and Small Claims					
Howard County	226	212	54	0.94	-5.0%
Randolph County	1,257	1,180	378	0.94	9.5%
Circuit Total	1,483	1,392	432	0.94	7.0%
Civil Total	2,245	2,097	678	0.93	3.6%

PROBATE

Decedent's estates, incapacitated/disabled estates, minors' estates, mental health petitions and probable cause petitions.

Howard County	25	23	203	0.92	13.6%
Randolph County	101	76	346	0.75	18.8%
Circuit Total	126	99	549	0.79	17.8%

Simple probate/abbreviated matters.

Howard County	32	32	4	1.00	-5.9%
Randolph County	125	128	20	1.02	-7.4%
Circuit Total	157	160	24	1.02	-7.1%

JUVENILE*

* The D/F ratio and % change for Juvenile cases do not include motion to modify (MMOD) cases.

	Filed Cases Includes:					
Howard County	2 MMOD(S)	33	26	53	0.84	-26.2%
Randolph County	8 MMOD(S)	121	100	161	0.88	-15.7%
Circuit Total	10 MMOD(S)	154	126	214	0.88	-18.2%

JURY STATISTICS

	Trial Begun, No Verdict		Verdict Returned		Total Jury Days	
	Civil	Criminal	Civil	Criminal	Civil	Criminal
Howard County	1	0	0	0	2	0
Randolph County	0	1	1	7	3	8

FY 2020 PROFILE - 14TH CIRCUIT
U.S. Census 2019 Population: 34,749

	Filed	Disposed	Pending End	D/F Ratio	% Change in Filed FY19- FY20
CRIMINAL					
Felony					
Howard County	78	78	24	1.00	-12.4%
Randolph County	452	298	269	0.66	49.2%
Circuit Total	530	376	293	0.71	35.2%
Associate Felony					
Howard County	102	100	62	0.98	-19.7%
Randolph County	520	505	280	0.97	13.8%
Circuit Total	622	605	342	0.97	6.5%
Misdemeanors*					
Howard County	168	176	121	1.05	-34.9%
Randolph County	670	606	534	0.90	18.6%
Circuit Total	838	782	655	0.93	1.8%
Traffic*					
Howard County	337	312	72	0.93	114.6%
Randolph County	1,997	2,032	626	1.02	84.9%
Circuit Total	2,334	2,344	698	1.00	88.7%
Ordinance**					
Howard County	166	183	50	1.10	1.2%
Randolph County	485	481	206	0.99	-12.0%
Circuit Total	651	664	256	1.02	-9.0%
Municipal Cert./Trial de Novo					
Howard County	0	0	0	NA	NA
Randolph County	0	0	0	NA	NA
Circuit Total	0	0	0	NA	NA
Criminal Total	4,975	4,771	2,244	0.96	32.6%
GRAND TOTALS					
Howard County	1,329	1,283	709	0.97	3.8%
Randolph County	6,328	5,970	3,000	0.94	30.0%
TOTAL	7,657	7,253	3,709	0.95	24.6%

* For additional misdemeanor and/or traffic caseload information see Tables in Fine Collection Center section/tab.

** For information concerning ordinance cases heard in the municipal division, see Tables in Municipal Division section/tab.

FY 2020 PROFILE - 15TH CIRCUIT
 U.S. Census 2019 Population: 55,469

	Filed	Disposed	Pending End	D/F Ratio	% Change in Filed FY19- FY20
CIVIL					
Circuit Civil					
Lafayette County	144	153	112	1.06	-13.8%
Saline County	101	105	91	1.04	6.3%
Circuit Total	245	258	203	1.05	-6.5%
Domestic Relations					
Lafayette County	457	457	164	1.00	-4.6%
Saline County	354	344	110	0.97	-0.6%
Circuit Total	811	801	274	0.99	-2.9%
Associate Civil and Small Claims					
Lafayette County	640	576	145	0.90	-16.0%
Saline County	633	617	175	0.97	3.3%
Circuit Total	1,273	1,193	320	0.94	-7.4%
Civil Total	2,329	2,252	797	0.97	-5.8%

PROBATE

Decedent's estates, incapacitated/disabled estates, minors' estates, mental health petitions and probable cause petitions.

Lafayette County	65	46	394	0.71	22.6%
Saline County	34	21	432	0.62	47.8%
Circuit Total	99	67	826	0.68	30.3%

Simple probate/abbreviated matters.

Lafayette County	98	94	18	0.96	3.2%
Saline County	62	53	115	0.85	-16.2%
Circuit Total	160	147	133	0.92	-5.3%

JUVENILE*

* The D/F ratio and % change for Juvenile cases do not include motion to modify (MMOD) cases.

	Filed Cases Includes:	Filed	Disposed	Pending End	D/F Ratio	% Change in Filed FY19- FY20
Lafayette County	3 MMOD(S)	42	37	65	0.95	-32.8%
Saline County	2 MMOD(S)	39	38	51	1.03	-19.6%
Circuit Total	5 MMOD(S)	81	75	116	0.99	-26.9%

JURY STATISTICS

	Trial Begun, No Verdict		Verdict Returned		Total Jury Days	
	Civil	Criminal	Civil	Criminal	Civil	Criminal
Lafayette County	1	3	0	1	1	6
Saline County	0	1	0	1	0	4

FY 2020 PROFILE - 15TH CIRCUIT
U.S. Census 2019 Population: 55,469

	Filed	Disposed	Pending End	D/F Ratio	% Change in Filed FY19- FY20
CRIMINAL					
Felony					
Lafayette County	344	349	130	1.01	-6.8%
Saline County	221	207	89	0.94	0.5%
Circuit Total	565	556	219	0.98	-4.1%
Associate Felony					
Lafayette County	406	366	253	0.90	-12.7%
Saline County	303	248	275	0.82	2.7%
Circuit Total	709	614	528	0.87	-6.7%
Misdemeanors*					
Lafayette County	621	546	1,167	0.88	1.0%
Saline County	397	317	783	0.80	-8.7%
Circuit Total	1,018	863	1,950	0.85	-3.0%
Traffic*					
Lafayette County	2,922	3,317	2,858	1.14	54.7%
Saline County	736	752	1,014	1.02	90.7%
Circuit Total	3,658	4,069	3,872	1.11	60.8%
Ordinance**					
Lafayette County	218	172	97	0.79	81.7%
Saline County	39	39	27	1.00	-63.2%
Circuit Total	257	211	124	0.82	13.7%
Municipal Cert./Trial de Novo					
Lafayette County	5	0	6	0.00	150.0%
Saline County	0	1	0	NA	-100.0%
Circuit Total	5	1	6	0.20	66.7%
Criminal Total	6,212	6,314	6,699	1.02	26.7%
GRAND TOTALS					
Lafayette County	5,962	6,113	5,409	1.03	17.4%
Saline County	2,919	2,742	3,162	0.94	10.1%
TOTAL	8,881	8,855	8,571	1.00	14.9%

* For additional misdemeanor and/or traffic caseload information see Tables in Fine Collection Center section/tab.

** For information concerning ordinance cases heard in the municipal division, see Tables in Municipal Division section/tab.

FY 2020 PROFILE - 16TH CIRCUIT
 U.S. Census 2019 Population: 703,011

	Filed	Disposed	Pending End	D/F Ratio	% Change in Filed FY19- FY20
CIVIL					
Circuit Civil					
Jackson County	3,525	3,422	3,076	0.97	-5.1%
Circuit Total	3,525	3,422	3,076	0.97	-5.1%
Domestic Relations					
Jackson County	11,173	10,609	4,380	0.95	-10.9%
Circuit Total	11,173	10,609	4,380	0.95	-10.9%
Associate Civil and Small Claims					
Jackson County	27,156	26,086	10,304	0.96	-13.7%
Circuit Total	27,156	26,086	10,304	0.96	-13.7%
Civil Total	41,854	40,117	17,760	0.96	-12.3%

PROBATE

Decedent's estates, incapacitated/disabled estates, minors' estates, mental health petitions and probable cause petitions.

Jackson County	1,412	1,261	6,676	0.89	1.1%
Circuit Total	1,412	1,261	6,676	0.89	1.1%

Simple probate/abbreviated matters.

Jackson County	3,283	3,058	1,106	0.93	2.6%
Circuit Total	3,283	3,058	1,106	0.93	2.6%

JUVENILE*

* The D/F ratio and % change for Juvenile cases do not include motion to modify (MMOD) cases.

	<u>Filed Cases Includes:</u>					
Jackson County	357 MMOD(S)	2,107	1,815	2,543	1.04	-9.5%
Circuit Total	357 MMOD(S)	2,107	1,815	2,543	1.04	-9.5%

JURY STATISTICS

	Trial Begun, No Verdict		Verdict Returned		Total Jury Days	
	Civil	Criminal	Civil	Criminal	Civil	Criminal
Jackson County	6	6	32	31	185	143

FY 2020 PROFILE - 16TH CIRCUIT
 U.S. Census 2019 Population: 703,011

	Filed	Disposed	Pending End	D/F Ratio	% Change in Filed FY19- FY20
CRIMINAL					
Felony					
Jackson County	3,973	3,428	3,053	0.86	-3.8%
Circuit Total	3,973	3,428	3,053	0.86	-3.8%
Associate Felony					
Jackson County	3,628	3,659	5,912	1.01	-21.2%
Circuit Total	3,628	3,659	5,912	1.01	-21.2%
Misdemeanors*					
Jackson County	2,317	1,917	5,274	0.83	2.1%
Circuit Total	2,317	1,917	5,274	0.83	2.1%
Traffic*					
Jackson County	3,909	2,876	3,707	0.74	79.3%
Circuit Total	3,909	2,876	3,707	0.74	79.3%
Ordinance**					
Jackson County	1,809	1,371	1,196	0.76	36.0%
Circuit Total	1,809	1,371	1,196	0.76	36.0%
Municipal Cert./Trial de Novo					
Jackson County	380	407	131	1.07	1.6%
Circuit Total	380	407	131	1.07	1.6%
Criminal Total	16,016	13,658	19,273	0.85	7.6%
GRAND TOTALS					
Jackson County	64,672	59,909	47,358	0.93	-7.0%
TOTAL	64,672	59,909	47,358	0.93	-7.0%

* For additional misdemeanor and/or traffic caseload information see Tables in Fine Collection Center section/tab.

** For information concerning ordinance cases heard in the municipal division, see Tables in Municipal Division section/tab.

FY 2020 PROFILE - 17TH CIRCUIT
 U.S. Census 2019 Population: 159,842

	Filed	Disposed	Pending End	D/F Ratio	% Change in Filed FY19- FY20
CIVIL					
Circuit Civil					
Cass County	333	306	459	0.92	-0.9%
Johnson County	325	289	286	0.89	-3.3%
Circuit Total	658	595	745	0.90	-2.1%
Domestic Relations					
Cass County	1,457	1,314	876	0.90	-3.9%
Johnson County	681	678	296	1.00	6.9%
Circuit Total	2,138	1,992	1,172	0.93	-0.7%
Associate Civil and Small Claims					
Cass County	2,679	2,575	854	0.96	-12.6%
Johnson County	881	790	375	0.90	-0.2%
Circuit Total	3,560	3,365	1,229	0.95	-9.8%
Civil Total	6,356	5,952	3,146	0.94	-6.1%

PROBATE

Decedent's estates, incapacitated/disabled estates, minors' estates, mental health petitions and probable cause petitions.

Cass County	146	150	762	1.03	-5.8%
Johnson County	99	106	462	1.07	-1.0%
Circuit Total	245	256	1,224	1.04	-3.9%

Simple probate/abbreviated matters.

Cass County	168	171	36	1.02	-24.3%
Johnson County	95	96	20	1.01	21.8%
Circuit Total	263	267	56	1.02	-12.3%

JUVENILE*

* The D/F ratio and % change for Juvenile cases do not include motion to modify (MMOD) cases.

	<u>Filed Cases Includes:</u>	Filed	Disposed	Pending End	D/F Ratio	% Change in Filed FY19- FY20
Cass County	67 MMOD(S)	271	240	323	1.18	-1.4%
Johnson County	37 MMOD(S)	195	135	186	0.85	23.4%
Circuit Total	104 MMOD(S)	466	375	509	1.04	8.1%

JURY STATISTICS

	Trial Begun, No Verdict		Verdict Returned		Total Jury Days	
	Civil	Criminal	Civil	Criminal	Civil	Criminal
Cass County	0	6	3	3	17	14
Johnson County	0	2	0	4	0	12

FY 2020 PROFILE - 17TH CIRCUIT
 U.S. Census 2019 Population: 159,842

	Filed	Disposed	Pending End	D/F Ratio	% Change in Filed FY19- FY20
CRIMINAL					
Felony					
Cass County	435	437	228	1.00	-11.9%
Johnson County	233	260	120	1.12	-26.7%
Circuit Total	668	697	348	1.04	-17.7%
Associate Felony					
Cass County	953	651	1,482	0.68	-3.9%
Johnson County	374	304	314	0.81	-2.6%
Circuit Total	1,327	955	1,796	0.72	-3.6%
Misdemeanors*					
Cass County	275	219	1,081	0.80	9.1%
Johnson County	473	489	837	1.03	-8.9%
Circuit Total	748	708	1,918	0.95	-3.0%
Traffic*					
Cass County	3,317	3,033	3,000	0.91	51.5%
Johnson County	1,787	1,823	1,768	1.02	-5.4%
Circuit Total	5,104	4,856	4,768	0.95	25.1%
Ordinance**					
Cass County	1,633	1,360	1,587	0.83	8.0%
Johnson County	641	647	575	1.01	-0.2%
Circuit Total	2,274	2,007	2,162	0.88	5.6%
Municipal Cert./Trial de Novo					
Cass County	22	10	13	0.45	214.3%
Johnson County	1	1	0	1.00	0.0%
Circuit Total	23	11	13	0.48	187.5%
Criminal Total	10,144	9,234	11,005	0.91	10.3%
GRAND TOTALS					
Cass County	11,689	10,466	10,701	0.90	6.2%
Johnson County	5,785	5,618	5,239	0.98	-2.9%
TOTAL	17,474	16,084	15,940	0.93	3.0%

* For additional misdemeanor and/or traffic caseload information see Tables in Fine Collection Center section/tab.

** For information concerning ordinance cases heard in the municipal division, see Tables in Municipal Division section/tab.

FY 2020 PROFILE - 18TH CIRCUIT
 U.S. Census 2019 Population: 60,048

	Filed	Disposed	Pending End	D/F Ratio	% Change in Filed FY19- FY20
CIVIL					
Circuit Civil					
Cooper County	48	49	73	1.02	-27.3%
Pettis County	153	197	170	1.29	-34.1%
Circuit Total	201	246	243	1.22	-32.6%
Domestic Relations					
Cooper County	183	174	88	0.95	7.0%
Pettis County	860	861	210	1.00	-4.7%
Circuit Total	1,043	1,035	298	0.99	-2.8%
Associate Civil and Small Claims					
Cooper County	439	454	120	1.03	-19.9%
Pettis County	1,394	1,418	338	1.02	-8.5%
Circuit Total	1,833	1,872	458	1.02	-11.5%
Civil Total	3,077	3,153	999	1.02	-10.6%

PROBATE

Decedent's estates, incapacitated/disabled estates, minors' estates, mental health petitions and probable cause petitions.

Cooper County	26	21	235	0.81	-23.5%
Pettis County	95	90	563	0.95	3.3%
Circuit Total	121	111	798	0.92	-4.0%

Simple probate/abbreviated matters.

Cooper County	45	33	44	0.73	4.7%
Pettis County	118	109	28	0.92	8.3%
Circuit Total	163	142	72	0.87	7.2%

JUVENILE*

* The D/F ratio and % change for Juvenile cases do not include motion to modify (MMOD) cases.

	Filed Cases Includes:	Filed	Disposed	Pending End	D/F Ratio	% Change in Filed FY19- FY20
Cooper County	1 MMOD(S)	25	22	42	0.92	-14.3%
Pettis County	10 MMOD(S)	99	122	103	1.37	-19.1%
Circuit Total	11 MMOD(S)	124	144	145	1.27	-18.1%

JURY STATISTICS

	Trial Begun, No Verdict		Verdict Returned		Total Jury Days	
	Civil	Criminal	Civil	Criminal	Civil	Criminal
Cooper County	0	0	0	1	0	1
Pettis County	1	1	1	4	8	8

FY 2020 PROFILE - 18TH CIRCUIT
 U.S. Census 2019 Population: 60,048

	Filed	Disposed	Pending End	D/F Ratio	% Change in Filed FY19- FY20
CRIMINAL					
Felony					
Cooper County	248	227	93	0.92	-59.6%
Pettis County	515	594	236	1.15	6.2%
Circuit Total	763	821	329	1.08	-30.6%
Associate Felony					
Cooper County	362	306	300	0.85	-2.2%
Pettis County	680	674	376	0.99	-20.7%
Circuit Total	1,042	980	676	0.94	-15.1%
Misdemeanors*					
Cooper County	779	609	666	0.78	9.4%
Pettis County	982	928	873	0.95	-6.0%
Circuit Total	1,761	1,537	1,539	0.87	0.2%
Traffic*					
Cooper County	999	907	928	0.91	38.8%
Pettis County	1,073	1,099	664	1.02	62.1%
Circuit Total	2,072	2,006	1,592	0.97	49.9%
Ordinance**					
Cooper County	1,790	1,785	600	1.00	-21.1%
Pettis County	64	58	11	0.91	64.1%
Circuit Total	1,854	1,843	611	0.99	-19.7%
Municipal Cert./Trial de Novo					
Cooper County	0	0	0	NA	-100.0%
Pettis County	3	3	0	1.00	NA
Circuit Total	3	3	0	1.00	200.0%
Criminal Total	7,495	7,190	4,747	0.96	-3.6%
GRAND TOTALS					
Cooper County	4,944	4,587	3,189	0.93	-4.8%
Pettis County	6,036	6,153	3,572	1.02	-2.6%
TOTAL	10,980	10,740	6,761	0.98	-3.6%

* For additional misdemeanor and/or traffic caseload information see Tables in Fine Collection Center section/tab.

** For information concerning ordinance cases heard in the municipal division, see Tables in Municipal Division section/tab.

FY 2020 PROFILE - 19TH CIRCUIT
 U.S. Census 2019 Population: 76,745

	Filed	Disposed	Pending End	D/F Ratio	% Change in Filed FY19- FY20
CIVIL					
Circuit Civil					
Cole County	537	482	720	0.90	-6.6%
Circuit Total	537	482	720	0.90	-6.6%
Domestic Relations					
Cole County	1,692	1,570	483	0.93	0.8%
Circuit Total	1,692	1,570	483	0.93	0.8%
Associate Civil and Small Claims					
Cole County	1,938	1,828	597	0.94	-2.4%
Circuit Total	1,938	1,828	597	0.94	-2.4%
Civil Total	4,167	3,880	1,800	0.93	-1.7%

PROBATE

Decedent's estates, incapacitated/disabled estates, minors' estates, mental health petitions and probable cause petitions.

Cole County	163	222	1,116	1.36	-12.8%
Circuit Total	163	222	1,116	1.36	-12.8%

Simple probate/abbreviated matters.

Cole County	585	570	230	0.97	-9.4%
Circuit Total	585	570	230	0.97	-9.4%

JUVENILE*

* The D/F ratio and % change for Juvenile cases do not include motion to modify (MMOD) cases.

	<u>Filed Cases Includes:</u>					
Cole County	33 MMOD(S)	213	178	231	0.99	-9.5%
Circuit Total	33 MMOD(S)	213	178	231	0.99	-9.5%

JURY STATISTICS

	Trial Begun, No Verdict		Verdict Returned		Total Jury Days	
	Civil	Criminal	Civil	Criminal	Civil	Criminal
Cole County	1	0	2	5	6	8

FY 2020 PROFILE - 19TH CIRCUIT
 U.S. Census 2019 Population: 76,745

	Filed	Disposed	Pending End	D/F Ratio	% Change in Filed FY19- FY20
CRIMINAL					
Felony					
Cole County	510	603	485	1.18	-12.7%
Circuit Total	510	603	485	1.18	-12.7%
Associate Felony					
Cole County	1,169	665	963	0.57	42.0%
Circuit Total	1,169	665	963	0.57	42.0%
Misdemeanors*					
Cole County	2,134	2,403	3,118	1.13	-6.8%
Circuit Total	2,134	2,403	3,118	1.13	-6.8%
Traffic*					
Cole County	1,780	1,638	755	0.92	55.7%
Circuit Total	1,780	1,638	755	0.92	55.7%
Ordinance**					
Cole County	43	40	3,410	0.93	-35.8%
Circuit Total	43	40	3,410	0.93	-35.8%
Municipal Cert./Trial de Novo					
Cole County	2	3	3	1.50	-33.3%
Circuit Total	2	3	3	1.50	-33.3%
Criminal Total	5,638	5,352	8,734	0.95	14.8%
GRAND TOTALS					
Cole County	10,766	10,202	12,111	0.95	5.4%
TOTAL	10,766	10,202	12,111	0.95	5.4%

* For additional misdemeanor and/or traffic caseload information see Tables in Fine Collection Center section/tab.

** For information concerning ordinance cases heard in the municipal division, see Tables in Municipal Division section/tab.

FY 2020 PROFILE - 20TH CIRCUIT
 U.S. Census 2019 Population: 132,288

	Filed	Disposed	Pending End	D/F Ratio	% Change in Filed FY19- FY20
CIVIL					
Circuit Civil					
Franklin County	294	237	512	0.81	9.3%
Gasconade County	42	27	63	0.64	27.3%
Osage County	28	20	34	0.71	40.0%
Circuit Total	364	284	609	0.78	13.0%
Domestic Relations					
Franklin County	1,710	1,582	849	0.93	-4.0%
Gasconade County	165	183	70	1.11	-31.8%
Osage County	166	166	48	1.00	-7.8%
Circuit Total	2,041	1,931	967	0.95	-7.4%
Associate Civil and Small Claims					
Franklin County	2,588	2,557	967	0.99	-12.5%
Gasconade County	355	321	109	0.90	-1.9%
Osage County	281	279	59	0.99	-5.4%
Circuit Total	3,224	3,157	1,135	0.98	-10.8%
Civil Total	5,629	5,372	2,711	0.95	-8.3%

PROBATE

Decedent's estates, incapacitated/disabled estates, minors' estates, mental health petitions and probable cause petitions.

Franklin County	215	194	1,573	0.90	-9.3%
Gasconade County	31	32	170	1.03	-16.2%
Osage County	28	30	178	1.07	-31.7%
Circuit Total	274	256	1,921	0.93	-13.0%

Simple probate/abbreviated matters.

Franklin County	221	188	507	0.85	-6.8%
Gasconade County	49	51	4	1.04	-25.8%
Osage County	34	36	6	1.06	-26.1%
Circuit Total	304	275	517	0.90	-12.9%

JUVENILE*

* The D/F ratio and % change for Juvenile cases do not include motion to modify (MMOD) cases.

	<u>Filed Cases Includes:</u>	Filed	Disposed	Pending End	D/F Ratio	% Change in Filed FY19- FY20
Franklin County	8 MMOD(S)	343	285	463	0.85	24.5%
Gasconade County	1 MMOD(S)	36	23	49	0.66	2.9%
Osage County	0 MMOD(S)	8	21	12	2.63	-66.7%
Circuit Total	9 MMOD(S)	387	329	524	0.87	15.6%

JURY STATISTICS

	Trial Begun, No Verdict		Verdict Returned		Total Jury Days	
	Civil	Criminal	Civil	Criminal	Civil	Criminal
Franklin County	0	1	0	0	0	1
Gasconade County	0	0	0	0	0	0
Osage County	0	0	0	0	0	0

FY 2020 PROFILE - 20TH CIRCUIT
U.S. Census 2019 Population: 132,288

	Filed	Disposed	Pending End	D/F Ratio	% Change in Filed FY19- FY20
CRIMINAL					
Felony					
Franklin County	597	554	879	0.93	-30.1%
Gasconade County	56	84	85	1.50	-52.1%
Osage County	53	72	42	1.36	-35.4%
Circuit Total	706	710	1,006	1.01	-33.0%
Associate Felony					
Franklin County	970	646	1,299	0.67	-13.6%
Gasconade County	109	86	91	0.79	-25.3%
Osage County	103	81	73	0.79	-10.4%
Circuit Total	1,182	813	1,463	0.69	-14.6%
Misdemeanors*					
Franklin County	2,622	1,937	4,468	0.74	-0.5%
Gasconade County	214	222	143	1.04	-15.1%
Osage County	247	244	156	0.99	-1.2%
Circuit Total	3,083	2,403	4,767	0.78	-1.7%
Traffic*					
Franklin County	2,961	2,828	5,424	0.96	-0.4%
Gasconade County	249	281	64	1.13	7.8%
Osage County	407	457	132	1.12	12.4%
Circuit Total	3,617	3,566	5,620	0.99	1.5%
Ordinance**					
Franklin County	685	663	437	0.97	-18.0%
Gasconade County	408	281	275	0.69	348.4%
Osage County	496	263	262	0.53	588.9%
Circuit Total	1,589	1,207	974	0.76	59.2%
Municipal Cert./Trial de Novo					
Franklin County	2	2	6	1.00	-60.0%
Gasconade County	1	0	1	0.00	0.0%
Osage County	0	0	0	NA	NA
Circuit Total	3	2	7	0.67	-50.0%
Criminal Total	10,180	8,701	13,837	0.85	0.4%
GRAND TOTALS					
Franklin County	13,208	11,673	17,384	0.88	-6.9%
Gasconade County	1,715	1,591	1,124	0.93	6.3%
Osage County	1,851	1,669	1,002	0.90	24.3%
TOTAL	16,774	14,933	19,510	0.89	-2.9%

* For additional misdemeanor and/or traffic caseload information see Tables in Fine Collection Center section/tab.

** For information concerning ordinance cases heard in the municipal division, see Tables in Municipal Division section/tab.

FY 2020 PROFILE - 21ST CIRCUIT
U.S. Census 2019 Population: 994,205

	Filed	Disposed	Pending End	D/F Ratio	% Change in Filed FY19- FY20
CIVIL					
Circuit Civil					
St. Louis County	6,762	4,333	8,033	0.64	30.6%
Circuit Total	6,762	4,333	8,033	0.64	30.6%
Domestic Relations					
St. Louis County	10,713	9,931	4,745	0.93	-14.5%
Circuit Total	10,713	9,931	4,745	0.93	-14.5%
Associate Civil and Small Claims					
St. Louis County	34,611	31,056	13,529	0.90	-13.2%
Circuit Total	34,611	31,056	13,529	0.90	-13.2%
Civil Total	52,086	45,320	26,307	0.87	-9.6%

PROBATE

Decedent's estates, incapacitated/disabled estates, minors' estates, mental health petitions and probable cause petitions.

St. Louis County	1,592	1,454	6,751	0.91	1.1%
Circuit Total	1,592	1,454	6,751	0.91	1.1%

Simple probate/abbreviated matters.

St. Louis County	4,805	5,112	790	1.06	-1.4%
Circuit Total	4,805	5,112	790	1.06	-1.4%

JUVENILE*

* The D/F ratio and % change for Juvenile cases do not include motion to modify (MMOD) cases.

	Filed Cases Includes:	Filed	Disposed	Pending End	D/F Ratio	% Change
St. Louis County	122 MMOD(S)	1,098	1,007	1,497	1.03	-8.4%
Circuit Total	122 MMOD(S)	1,098	1,007	1,497	1.03	-8.4%

JURY STATISTICS

	Trial Begun, No Verdict		Verdict Returned		Total Jury Days	
	Civil	Criminal	Civil	Criminal	Civil	Criminal
St. Louis County	8	9	39	27	167	100

FY 2020 PROFILE - 21ST CIRCUIT
 U.S. Census 2019 Population: 994,205

	Filed	Disposed	Pending End	D/F Ratio	% Change in Filed FY19- FY20
CRIMINAL					
Felony					
St. Louis County	2,524	2,623	3,431	1.04	-39.5%
Circuit Total	2,524	2,623	3,431	1.04	-39.5%
Associate Felony					
St. Louis County	4,418	3,209	5,387	0.73	-15.7%
Circuit Total	4,418	3,209	5,387	0.73	-15.7%
Misdemeanors*					
St. Louis County	4,399	3,605	9,973	0.82	-15.3%
Circuit Total	4,399	3,605	9,973	0.82	-15.3%
Traffic*					
St. Louis County	6,078	4,354	12,927	0.72	-11.3%
Circuit Total	6,078	4,354	12,927	0.72	-11.3%
Ordinance**					
St. Louis County	661	684	0	1.03	300.6%
Circuit Total	661	684	0	1.03	300.6%
Municipal Cert./Trial de Novo					
St. Louis County	355	461	743	1.30	-64.9%
Circuit Total	355	461	743	1.30	-64.9%
Criminal Total	18,435	14,936	32,461	0.81	-18.6%
GRAND TOTALS					
St. Louis County	78,016	67,829	67,806	0.87	-11.2%
TOTAL	78,016	67,829	67,806	0.87	-11.2%

* For additional misdemeanor and/or traffic caseload information see Tables in Fine Collection Center section/tab.

** For information concerning ordinance cases heard in the municipal division, see Tables in Municipal Division section/tab.

FY 2020 PROFILE - 22ND CIRCUIT
 U.S. Census 2019 Population: 300,576

	Filed	Disposed	Pending End	D/F Ratio	% Change in Filed FY19- FY20
CIVIL					
Circuit Civil					
City of St. Louis	3,707	11,234	19,533	3.03	-74.7%
Circuit Total	3,707	11,234	19,533	3.03	-74.7%
Domestic Relations					
City of St. Louis	5,133	5,163	2,911	1.01	-16.5%
Circuit Total	5,133	5,163	2,911	1.01	-16.5%
Associate Civil and Small Claims					
City of St. Louis	14,728	14,090	6,531	0.96	-18.2%
Circuit Total	14,728	14,090	6,531	0.96	-18.2%
Civil Total	23,568	30,487	28,975	1.29	-39.3%

PROBATE

Decedent's estates, incapacitated/disabled estates, minors' estates, mental health petitions and probable cause petitions.

City of St. Louis	939	650	3,965	0.69	-11.0%
Circuit Total	939	650	3,965	0.69	-11.0%

Simple probate/abbreviated matters.

City of St. Louis	1,967	1,407	2,693	0.72	1.7%
Circuit Total	1,967	1,407	2,693	0.72	1.7%

JUVENILE*

* The D/F ratio and % change for Juvenile cases do not include motion to modify (MMOD) cases.

	Filed Cases Includes:					
City of St. Louis	37 MMOD(S)	602	529	876	0.94	-2.4%
Circuit Total	37 MMOD(S)	602	529	876	0.94	-2.4%

JURY STATISTICS

	Trial Begun, No Verdict		Verdict Returned		Total Jury Days	
	Civil	Criminal	Civil	Criminal	Civil	Criminal
City of St. Louis	10	32	28	70	134	297

FY 2020 PROFILE - 22ND CIRCUIT
U.S. Census 2019 Population: 300,576

	Filed	Disposed	Pending End	D/F Ratio	% Change in Filed FY19- FY20
CRIMINAL					
Felony					
City of St. Louis	1,444	1,311	2,243	0.91	-41.5%
Circuit Total	1,444	1,311	2,243	0.91	-41.5%
Associate Felony					
City of St. Louis	2,571	2,005	1,396	0.78	-18.5%
Circuit Total	2,571	2,005	1,396	0.78	-18.5%
Misdemeanors*					
City of St. Louis	572	601	2,962	1.05	-27.5%
Circuit Total	572	601	2,962	1.05	-27.5%
Traffic*					
City of St. Louis	1	13	307	13.00	NA
Circuit Total	1	13	307	13.00	NA
Ordinance**					
City of St. Louis	0	0	0	NA	NA
Circuit Total	0	0	0	NA	NA
Municipal Cert./Trial de Novo					
City of St. Louis	11	8	7	0.73	-8.3%
Circuit Total	11	8	7	0.73	-8.3%
Criminal Total	4,599	3,938	6,915	0.86	-28.4%
GRAND TOTALS					
City of St. Louis	31,675	37,011	43,424	1.17	-35.2%
TOTAL	31,675	37,011	43,424	1.17	-35.2%

* For additional misdemeanor and/or traffic caseload information see Tables in Fine Collection Center section/tab.

** For information concerning ordinance cases heard in the municipal division, see Tables in Municipal Division section/tab.

FY 2020 PROFILE - 23RD CIRCUIT
 U.S. Census 2019 Population: 225,081

	Filed	Disposed	Pending End	D/F Ratio	% Change in Filed FY19- FY20
CIVIL					
Circuit Civil					
Jefferson County	875	776	1,083	0.89	-7.0%
Circuit Total	875	776	1,083	0.89	-7.0%
Domestic Relations					
Jefferson County	3,193	3,020	1,423	0.95	850.3%
Circuit Total	3,193	3,020	1,423	0.95	850.3%
Associate Civil and Small Claims					
Jefferson County	5,669	5,831	1,903	1.03	-18.1%
Circuit Total	5,669	5,831	1,903	1.03	-18.1%
Civil Total	9,737	9,627	4,409	0.99	18.7%

PROBATE

Decedent's estates, incapacitated/disabled estates, minors' estates, mental health petitions and probable cause petitions.

Jefferson County	422	365	2,660	0.86	-5.8%
Circuit Total	422	365	2,660	0.86	-5.8%

Simple probate/abbreviated matters.

Jefferson County	448	447	72	1.00	-15.5%
Circuit Total	448	447	72	1.00	-15.5%

JUVENILE*

* The D/F ratio and % change for Juvenile cases do not include motion to modify (MMOD) cases.

	Filed Cases Includes:	Filed	Disposed	Pending End	D/F Ratio	% Change
Jefferson County	50 MMOD(S)	572	580	839	1.11	-24.2%
Circuit Total	50 MMOD(S)	572	580	839	1.11	-24.2%

JURY STATISTICS

	Trial Begun, No Verdict		Verdict Returned		Total Jury Days	
	Civil	Criminal	Civil	Criminal	Civil	Criminal
Jefferson County	2	3	4	8	13	24

FY 2020 PROFILE - 23RD CIRCUIT
 U.S. Census 2019 Population: 225,081

	Filed	Disposed	Pending End	D/F Ratio	% Change in Filed FY19- FY20
CRIMINAL					
Felony					
Jefferson County	1,010	1,010	777	1.00	-18.4%
Circuit Total	1,010	1,010	777	1.00	-18.4%
Associate Felony					
Jefferson County	2,095	1,426	2,465	0.68	30.6%
Circuit Total	2,095	1,426	2,465	0.68	30.6%
Misdemeanors*					
Jefferson County	2,720	1,856	5,028	0.68	26.5%
Circuit Total	2,720	1,856	5,028	0.68	26.5%
Traffic*					
Jefferson County	3,296	2,992	16,012	0.91	50.2%
Circuit Total	3,296	2,992	16,012	0.91	50.2%
Ordinance**					
Jefferson County	1,886	424	1,498	0.22	NA
Circuit Total	1,886	424	1,498	0.22	NA
Municipal Cert./Trial de Novo					
Jefferson County	22	20	5	0.91	340.0%
Circuit Total	22	20	5	0.91	340.0%
Criminal Total	11,029	7,728	25,785	0.70	53.4%
GRAND TOTALS					
Jefferson County	22,208	18,747	33,765	0.85	10.2%
TOTAL	22,208	18,747	33,765	0.85	10.2%

* For additional misdemeanor and/or traffic caseload information see Tables in Fine Collection Center section/tab.

** For information concerning ordinance cases heard in the municipal division, see Tables in Municipal Division section/tab.

FY 2020 PROFILE - 24TH CIRCUIT
U.S. Census 2019 Population: 121,927

	Filed	Disposed	Pending End	D/F Ratio	% Change in Filed FY19- FY20
CIVIL					
Circuit Civil					
Madison County	26	24	37	0.92	-29.7%
St. Francois County	213	180	315	0.85	-7.0%
Ste. Genevieve County	52	54	54	1.04	48.6%
Washington County	89	85	213	0.96	8.5%
Circuit Total	380	343	619	0.90	-0.8%
Domestic Relations					
Madison County	280	278	87	0.99	25.0%
St. Francois County	1,128	1,061	512	0.94	-0.6%
Ste. Genevieve County	234	218	96	0.93	15.8%
Washington County	429	383	236	0.89	-6.3%
Circuit Total	2,071	1,940	931	0.94	2.6%
Associate Civil and Small Claims					
Madison County	560	375	319	0.67	29.3%
St. Francois County	1,744	1,738	749	1.00	-19.2%
Ste. Genevieve County	435	404	159	0.93	-6.9%
Washington County	821	739	416	0.90	14.3%
Circuit Total	3,560	3,256	1,643	0.91	-5.7%
Civil Total	6,011	5,539	3,193	0.92	-2.7%

PROBATE

Decedent's estates, incapacitated/disabled estates, minors' estates, mental health petitions and probable cause petitions.

Madison County	39	11	174	0.28	25.8%
St. Francois County	142	122	919	0.86	-2.7%
Ste. Genevieve County	40	29	224	0.73	21.2%
Washington County	52	37	332	0.71	23.8%
Circuit Total	273	199	1,649	0.73	8.3%

Simple probate/abbreviated matters.

Madison County	58	45	20	0.78	100.0%
St. Francois County	464	468	111	1.01	0.7%
Ste. Genevieve County	50	53	5	1.06	2.0%
Washington County	104	89	57	0.86	18.2%
Circuit Total	676	655	193	0.97	7.8%

JUVENILE*

* The D/F ratio and % change for Juvenile cases do not include motion to modify (MMOD) cases.

	Filed Cases Includes:	Filed	Disposed	Pending End	D/F Ratio	% Change in Filed FY19- FY20
Madison County	2 MMOD(S)	41	57	60	1.46	-38.1%
St. Francois County	9 MMOD(S)	309	351	325	1.17	-6.8%
Ste. Genevieve County	0 MMOD(S)	43	63	62	1.47	-44.9%
Washington County	1 MMOD(S)	176	175	218	1.00	13.6%
Circuit Total	12 MMOD(S)	569	646	665	1.16	-9.7%

JURY STATISTICS

	Trial Begun, No Verdict		Verdict Returned		Total Jury Days	
	Civil	Criminal	Civil	Criminal	Civil	Criminal
Madison County	1	0	0	1	1	1
St. Francois County	0	4	2	4	4	9
Ste. Genevieve County	0	0	0	0	0	0
Washington County	0	0	0	2	0	2

FY 2020 PROFILE - 24TH CIRCUIT
U.S. Census 2019 Population: 121,927

	Filed	Disposed	Pending End	D/F Ratio	% Change in Filed FY19- FY20
CRIMINAL					
Felony					
Madison County	78	79	57	1.01	-20.4%
St. Francois County	426	411	362	0.96	-17.8%
Ste. Genevieve County	156	143	92	0.92	-4.3%
Washington County	274	256	200	0.93	-4.5%
Circuit Total	934	889	711	0.95	-12.4%
Associate Felony					
Madison County	149	122	125	0.82	-14.4%
St. Francois County	720	566	792	0.79	-2.8%
Ste. Genevieve County	281	224	222	0.80	20.6%
Washington County	436	317	384	0.73	11.5%
Circuit Total	1,586	1,229	1,523	0.77	3.1%
Misdemeanors*					
Madison County	395	255	298	0.65	68.1%
St. Francois County	1,071	943	1,198	0.88	34.5%
Ste. Genevieve County	727	572	1,567	0.79	-2.5%
Washington County	371	249	494	0.67	86.4%
Circuit Total	2,564	2,019	3,557	0.79	29.8%
Traffic*					
Madison County	992	900	436	0.91	65.3%
St. Francois County	2,123	1,794	1,653	0.85	44.2%
Ste. Genevieve County	2,801	3,296	3,640	1.18	21.7%
Washington County	517	502	375	0.97	-17.7%
Circuit Total	6,433	6,492	6,104	1.01	28.6%
Ordinance**					
Madison County	0	0	0	NA	-100.0%
St. Francois County	2,827	1,800	1,654	0.64	2179.8%
Ste. Genevieve County	417	305	120	0.73	NA
Washington County	835	439	425	0.53	NA
Circuit Total	4,079	2,544	2,199	0.62	3163.2%
Municipal Cert./Trial de Novo					
Madison County	0	1	0	NA	-100.0%
St. Francois County	0	1	3	NA	-100.0%
Ste. Genevieve County	0	0	0	NA	NA
Washington County	0	0	4	NA	-100.0%
Circuit Total	0	2	7	NA	-100.0%
Criminal Total	15,596	13,175	14,101	0.84	60.5%
GRAND TOTALS					
Madison County	2,618	2,147	1,613	0.82	35.7%
St. Francois County	11,167	9,435	8,593	0.85	37.6%
Ste. Genevieve County	5,236	5,361	6,241	1.02	21.5%
Washington County	4,104	3,271	3,354	0.80	34.6%
TOTAL	23,125	20,214	19,801	0.87	32.9%

* For additional misdemeanor and/or traffic caseload information see Tables in Fine Collection Center section/tab.

** For information concerning ordinance cases heard in the municipal division, see Tables in Municipal Division section/tab.

FY 2020 PROFILE - 25TH CIRCUIT
 U.S. Census 2019 Population: 131,275

	Filed	Disposed	Pending End	D/F Ratio	% Change in Filed FY19- FY20
CIVIL					
Circuit Civil					
Maries County	20	20	16	1.00	53.8%
Phelps County	268	268	241	1.00	-28.2%
Pulaski County	136	129	178	0.95	-11.1%
Texas County	99	78	107	0.79	-3.9%
Circuit Total	523	495	542	0.95	-18.5%
Domestic Relations					
Maries County	92	95	42	1.03	-14.0%
Phelps County	676	697	225	1.03	-14.4%
Pulaski County	1,097	1,016	529	0.93	-11.8%
Texas County	348	298	227	0.86	-14.1%
Circuit Total	2,213	2,106	1,023	0.95	-13.1%
Associate Civil and Small Claims					
Maries County	154	146	44	0.95	-21.0%
Phelps County	950	914	249	0.96	-15.6%
Pulaski County	966	932	206	0.96	-1.6%
Texas County	488	378	255	0.77	0.6%
Circuit Total	2,558	2,370	754	0.93	-8.2%
Civil Total	5,294	4,971	2,319	0.94	-11.4%

PROBATE

Decedent's estates, incapacitated/disabled estates, minors' estates, mental health petitions and probable cause petitions.

Maries County	28	22	136	0.79	3.7%
Phelps County	127	105	666	0.83	13.4%
Pulaski County	114	71	711	0.62	-4.2%
Texas County	68	25	642	0.37	47.8%
Circuit Total	337	223	2,155	0.66	10.9%

Simple probate/abbreviated matters.

Maries County	30	14	34	0.47	42.9%
Phelps County	389	387	9	0.99	7.5%
Pulaski County	84	57	110	0.68	-18.4%
Texas County	83	70	34	0.84	62.7%
Circuit Total	586	528	187	0.90	9.1%

JUVENILE*

* The D/F ratio and % change for Juvenile cases do not include motion to modify (MMOD) cases.

Filed Cases Includes:

Maries County	0 MMOD(S)	22	23	27	1.05	-15.4%
Phelps County	3 MMOD(S)	183	177	242	0.98	1.1%
Pulaski County	0 MMOD(S)	202	222	228	1.10	38.4%
Texas County	0 MMOD(S)	67	52	127	0.78	-13.0%
Circuit Total	3 MMOD(S)	474	474	624	1.01	10.3%

JURY STATISTICS

	Trial Begun, No Verdict		Verdict Returned		Total Jury Days	
	Civil	Criminal	Civil	Criminal	Civil	Criminal
Maries County	0	1	0	0	0	1
Phelps County	0	1	2	12	9	16
Pulaski County	0	2	0	4	0	6
Texas County	0	0	0	1	0	1

FY 2020 PROFILE - 25TH CIRCUIT
U.S. Census 2019 Population: 131,275

	Filed	Disposed	Pending End	D/F Ratio	% Change in Filed FY19- FY20
CRIMINAL					
Felony					
Maries County	98	91	43	0.93	36.1%
Phelps County	547	609	503	1.11	-32.5%
Pulaski County	711	590	523	0.83	-15.1%
Texas County	367	281	209	0.77	2.8%
Circuit Total	1,723	1,571	1,278	0.91	-17.0%
Associate Felony					
Maries County	133	126	53	0.95	7.3%
Phelps County	265	246	111	0.93	-26.0%
Pulaski County	732	720	229	0.98	-18.2%
Texas County	536	427	279	0.80	88.1%
Circuit Total	1,666	1,519	672	0.91	0.2%
Misdemeanors*					
Maries County	155	155	82	1.00	-19.7%
Phelps County	1,206	1,031	1,463	0.85	46.2%
Pulaski County	895	911	1,288	1.02	-20.9%
Texas County	610	585	463	0.96	-0.3%
Circuit Total	2,866	2,682	3,296	0.94	3.8%
Traffic*					
Maries County	275	242	102	0.88	16.5%
Phelps County	4,640	4,544	2,068	0.98	17.2%
Pulaski County	3,466	3,271	1,985	0.94	86.0%
Texas County	2,265	2,441	925	1.08	17.1%
Circuit Total	10,646	10,498	5,080	0.99	33.2%
Ordinance**					
Maries County	402	404	112	1.00	-2.7%
Phelps County	661	673	596	1.02	-33.7%
Pulaski County	0	0	22	NA	-100.0%
Texas County	0	0	0	NA	NA
Circuit Total	1,063	1,077	730	1.01	-24.7%
Municipal Cert./Trial de Novo					
Maries County	0	0	0	NA	NA
Phelps County	0	0	2	NA	NA
Pulaski County	0	0	0	NA	NA
Texas County	1	1	0	1.00	NA
Circuit Total	1	1	2	1.00	NA
Criminal Total	17,965	17,348	11,058	0.97	13.0%
GRAND TOTALS					
Maries County	1,409	1,338	691	0.95	-1.3%
Phelps County	9,912	9,651	6,375	0.97	0.2%
Pulaski County	8,403	7,919	6,009	0.94	12.4%
Texas County	4,932	4,636	3,268	0.94	13.2%
TOTAL	24,656	23,544	16,343	0.96	6.5%

* For additional misdemeanor and/or traffic caseload information see Tables in Fine Collection Center section/tab.

** For information concerning ordinance cases heard in the municipal division, see Tables in Municipal Division section/tab.

FY 2020 PROFILE - 26TH CIRCUIT
U.S. Census 2019 Population: 144,406

	Filed	Disposed	Pending End	D/F Ratio	% Change in Filed FY19- FY20
CIVIL					
Circuit Civil					
Camden County	285	255	308	0.89	0.7%
Laclede County	99	106	93	1.07	-19.5%
Miller County	87	85	71	0.98	14.5%
Moniteau County	27	36	27	1.33	-50.0%
Morgan County	106	96	101	0.91	11.6%
Circuit Total	604	578	600	0.96	-4.3%
Domestic Relations					
Camden County	811	739	344	0.91	8.4%
Laclede County	874	814	238	0.93	5.6%
Miller County	380	357	131	0.94	-6.4%
Moniteau County	189	188	54	0.99	-6.9%
Morgan County	261	259	84	0.99	2.4%
Circuit Total	2,515	2,357	851	0.94	3.1%
Associate Civil and Small Claims					
Camden County	1,222	1,097	471	0.90	-4.5%
Laclede County	951	935	240	0.98	1.5%
Miller County	536	560	176	1.04	-19.4%
Moniteau County	236	224	75	0.95	-4.8%
Morgan County	367	372	112	1.01	-10.5%
Circuit Total	3,312	3,188	1,074	0.96	-6.4%
Civil Total	6,431	6,123	2,525	0.95	-2.7%

PROBATE

Decedent's estates, incapacitated/disabled estates, minors' estates, mental health petitions and probable cause petitions.

Camden County	126	103	427	0.82	24.8%
Laclede County	79	96	697	1.22	-4.8%
Miller County	50	56	394	1.12	-20.6%
Moniteau County	27	16	158	0.59	58.8%
Morgan County	44	32	325	0.73	-6.4%
Circuit Total	326	303	2,001	0.93	4.8%

Simple probate/abbreviated matters.

Camden County	385	374	21	0.97	17.7%
Laclede County	71	50	423	0.70	1.4%
Miller County	49	41	120	0.84	-37.2%
Moniteau County	26	28	3	1.08	-48.0%
Morgan County	95	94	13	0.99	-4.0%
Circuit Total	626	587	580	0.94	0.3%

JUVENILE*

* The D/F ratio and % change for Juvenile cases do not include motion to modify (MMOD) cases.

	Filed Cases Includes:	Filed	Disposed	Pending End	D/F Ratio	% Change in Filed FY19- FY20
Camden County	4 MMOD(S)	97	125	152	1.34	-6.1%
Laclede County	3 MMOD(S)	130	101	193	0.80	-1.6%
Miller County	0 MMOD(S)	51	34	81	0.67	27.5%
Moniteau County	1 MMOD(S)	19	14	32	0.78	-21.7%
Morgan County	0 MMOD(S)	48	36	89	0.75	2.1%
Circuit Total	8 MMOD(S)	345	310	547	0.92	-0.3%

JURY STATISTICS

	Trial Begun, No Verdict		Verdict Returned		Total Jury Days	
	Civil	Criminal	Civil	Criminal	Civil	Criminal
Camden County	0	2	0	1	0	5
Laclede County	0	0	0	0	0	0
Miller County	0	1	1	0	1	1
Moniteau County	0	0	0	0	0	0
Morgan County	1	0	0	1	1	1

FY 2020 PROFILE - 26TH CIRCUIT
U.S. Census 2019 Population: 144,406

		Filed	Disposed	Pending End	D/F Ratio	% Change in Filed FY19- FY20
CRIMINAL						
Felony						
	Camden County	505	433	339	0.86	-10.8%
	Laclede County	360	371	187	1.03	-19.6%
	Miller County	321	338	289	1.05	-30.2%
	Moniteau County	139	120	123	0.86	-26.1%
	Morgan County	325	256	172	0.79	15.2%
	Circuit Total	1,650	1,518	1,110	0.92	-15.1%
Associate Felony						
	Camden County	788	659	463	0.84	6.3%
	Laclede County	590	439	381	0.74	8.3%
	Miller County	696	588	637	0.84	-13.9%
	Moniteau County	206	174	197	0.84	-15.6%
	Morgan County	420	387	186	0.92	9.1%
	Circuit Total	2,700	2,247	1,864	0.83	-0.8%
Misdemeanors*						
	Camden County	1,185	1,013	1,353	0.85	-20.9%
	Laclede County	984	803	1,218	0.82	8.6%
	Miller County	905	1,069	602	1.18	-19.3%
	Moniteau County	323	376	250	1.16	-41.6%
	Morgan County	489	485	606	0.99	-12.5%
	Circuit Total	3,886	3,746	4,029	0.96	-16.2%
Traffic*						
	Camden County	780	736	206	0.94	223.7%
	Laclede County	1,702	1,478	1,350	0.87	134.1%
	Miller County	1,221	1,371	280	1.12	51.1%
	Moniteau County	480	513	222	1.07	-23.8%
	Morgan County	309	361	562	1.17	15.7%
	Circuit Total	4,492	4,459	2,620	0.99	68.1%
Ordinance**						
	Camden County	687	625	356	0.91	16.4%
	Laclede County	6	46	3	7.67	-82.9%
	Miller County	141	138	78	0.98	-52.2%
	Moniteau County	228	207	67	0.91	40.7%
	Morgan County	176	172	95	0.98	-43.2%
	Circuit Total	1,238	1,188	599	0.96	-11.1%
Municipal Cert./Trial de Novo						
	Camden County	0	2	0	NA	-100.0%
	Laclede County	0	0	0	NA	NA
	Miller County	0	1	0	NA	-100.0%
	Moniteau County	0	1	0	NA	-100.0%
	Morgan County	0	0	0	NA	-100.0%
	Circuit Total	0	4	0	NA	-100.0%
	Criminal Total	13,966	13,162	10,222	0.94	4.4%
GRAND TOTALS						
	Camden County	6,871	6,161	4,440	0.90	6.0%
	Laclede County	5,846	5,239	5,023	0.90	20.9%
	Miller County	4,437	4,638	2,859	1.05	-8.0%
	Moniteau County	1,900	1,897	1,208	1.00	-20.0%
	Morgan County	2,640	2,550	2,345	0.97	-4.2%
	TOTAL	21,694	20,485	15,875	0.94	2.0%

* For additional misdemeanor and/or traffic caseload information see Tables in Fine Collection Center section/tab.

** For information concerning ordinance cases heard in the municipal division, see Tables in Municipal Division section/tab.

FY 2020 PROFILE - 27TH CIRCUIT
 U.S. Census 2019 Population: 47,393

	Filed	Disposed	Pending End	D/F Ratio	% Change in Filed FY19- FY20
CIVIL					
Circuit Civil					
Bates County	55	47	83	0.85	-17.9%
Henry County	75	74	128	0.99	-5.1%
St. Clair County	30	28	39	0.93	-23.1%
Circuit Total	160	149	250	0.93	-13.5%
Domestic Relations					
Bates County	257	210	286	0.82	-12.0%
Henry County	428	400	193	0.93	-0.9%
St. Clair County	159	142	51	0.89	0.6%
Circuit Total	844	752	530	0.89	-4.3%
Associate Civil and Small Claims					
Bates County	317	343	154	1.08	-30.5%
Henry County	488	465	210	0.95	-28.3%
St. Clair County	164	171	47	1.04	-18.4%
Circuit Total	969	979	411	1.01	-27.6%
Civil Total	1,973	1,880	1,191	0.95	-18.0%

PROBATE

Decedent's estates, incapacitated/disabled estates, minors' estates, mental health petitions and probable cause petitions.

Bates County	47	38	389	0.81	4.4%
Henry County	81	59	447	0.73	6.6%
St. Clair County	25	24	142	0.96	-21.9%
Circuit Total	153	121	978	0.79	0.0%

Simple probate/abbreviated matters.

Bates County	25	23	34	0.92	-28.6%
Henry County	75	72	39	0.96	-6.3%
St. Clair County	46	43	2	0.93	21.1%
Circuit Total	146	138	75	0.95	-4.6%

JUVENILE*

* The D/F ratio and % change for Juvenile cases do not include motion to modify (MMOD) cases.

	Filed Cases Includes:	Filed	Disposed	Pending End	D/F Ratio	% Change in Filed FY19- FY20
Bates County	7 MMOD(S)	53	51	55	1.11	0.0%
Henry County	1 MMOD(S)	83	95	121	1.16	-18.8%
St. Clair County	0 MMOD(S)	27	13	35	0.48	17.4%
Circuit Total	8 MMOD(S)	163	159	211	1.03	-8.8%

JURY STATISTICS

	Trial Begun, No Verdict		Verdict Returned		Total Jury Days	
	Civil	Criminal	Civil	Criminal	Civil	Criminal
Bates County	0	0	0	2	0	5
Henry County	0	4	0	6	0	29
St. Clair County	0	1	0	1	0	2

FY 2020 PROFILE - 27TH CIRCUIT
U.S. Census 2019 Population: 47,393

	Filed	Disposed	Pending End	D/F Ratio	% Change in Filed FY19- FY20
CRIMINAL					
Felony					
Bates County	152	190	177	1.25	-38.5%
Henry County	263	218	273	0.83	-8.0%
St. Clair County	80	86	65	1.08	-46.7%
Circuit Total	495	494	515	1.00	-27.5%
Associate Felony					
Bates County	289	191	576	0.66	-4.3%
Henry County	323	309	460	0.96	-16.8%
St. Clair County	151	102	135	0.68	-15.6%
Circuit Total	763	602	1,171	0.79	-12.2%
Misdemeanors*					
Bates County	444	357	1,267	0.80	-12.9%
Henry County	422	365	796	0.86	-12.4%
St. Clair County	344	340	416	0.99	-11.6%
Circuit Total	1,210	1,062	2,479	0.88	-12.4%
Traffic*					
Bates County	1,518	1,320	1,736	0.87	15.8%
Henry County	2,237	2,017	929	0.90	104.1%
St. Clair County	887	927	468	1.05	4.6%
Circuit Total	4,642	4,264	3,133	0.92	42.6%
Ordinance**					
Bates County	177	190	374	1.07	-45.4%
Henry County	291	279	269	0.96	-43.6%
St. Clair County	320	327	329	1.02	-19.4%
Circuit Total	788	796	972	1.01	-36.3%
Municipal Cert./Trial de Novo					
Bates County	0	1	0	NA	-100.0%
Henry County	6	7	1	1.17	0.0%
St. Clair County	0	0	0	NA	NA
Circuit Total	6	8	1	1.33	-14.3%
Criminal Total	7,904	7,226	8,271	0.91	6.4%
GRAND TOTALS					
Bates County	3,334	2,961	5,131	0.89	-8.5%
Henry County	4,772	4,360	3,866	0.91	13.0%
St. Clair County	2,233	2,203	1,729	0.99	-9.0%
TOTAL	10,339	9,524	10,726	0.92	0.2%

* For additional misdemeanor and/or traffic caseload information see Tables in Fine Collection Center section/tab.

** For information concerning ordinance cases heard in the municipal division, see Tables in Municipal Division section/tab.

FY 2020 PROFILE - 28TH CIRCUIT
U.S. Census 2019 Population: 54,227

	Filed	Disposed	Pending End	D/F Ratio	% Change in Filed FY19- FY20
CIVIL					
Circuit Civil					
Barton County	31	28	30	0.90	19.2%
Cedar County	42	17	55	0.40	27.3%
Dade County	26	25	21	0.96	4.0%
Vernon County	50	43	78	0.86	-21.9%
Circuit Total	149	113	184	0.76	0.7%
Domestic Relations					
Barton County	170	158	67	0.93	-11.5%
Cedar County	281	253	90	0.90	4.5%
Dade County	109	97	31	0.89	21.1%
Vernon County	347	342	139	0.99	6.4%
Circuit Total	907	850	327	0.94	3.4%
Associate Civil and Small Claims					
Barton County	217	180	101	0.83	-0.5%
Cedar County	309	307	82	0.99	1.0%
Dade County	125	118	51	0.94	-26.5%
Vernon County	386	429	138	1.11	-4.2%
Circuit Total	1,037	1,034	372	1.00	-5.5%
Civil Total	2,093	1,997	883	0.95	-1.4%

PROBATE

Decedent's estates, incapacitated/disabled estates, minors' estates, mental health petitions and probable cause petitions.

Barton County	25	23	175	0.92	-7.4%
Cedar County	45	37	275	0.82	-23.7%
Dade County	22	24	105	1.09	0.0%
Vernon County	50	60	415	1.20	-21.9%
Circuit Total	142	144	970	1.01	-17.4%

Simple probate/abbreviated matters.

Barton County	66	58	14	0.88	20.0%
Cedar County	83	66	58	0.80	76.6%
Dade County	28	29	12	1.04	40.0%
Vernon County	197	280	143	1.42	-21.8%
Circuit Total	374	433	227	1.16	0.0%

JUVENILE*

* The D/F ratio and % change for Juvenile cases do not include motion to modify (MMOD) cases.

	Filed Cases Includes:	Filed	Disposed	Pending End	D/F Ratio	% Change
Barton County	3 MMOD(S)	41	29	48	0.76	40.7%
Cedar County	0 MMOD(S)	20	15	41	0.75	-60.0%
Dade County	1 MMOD(S)	13	12	20	1.00	-33.3%
Vernon County	5 MMOD(S)	59	59	57	1.09	1.9%
Circuit Total	9 MMOD(S)	133	115	166	0.93	-16.2%

JURY STATISTICS

	Trial Begun, No Verdict		Verdict Returned		Total Jury Days	
	Civil	Criminal	Civil	Criminal	Civil	Criminal
Barton County	0	0	0	1	0	1
Cedar County	0	0	0	0	0	0
Dade County	0	0	0	2	0	2
Vernon County	0	1	0	1	0	3

FY 2020 PROFILE - 28TH CIRCUIT
U.S. Census 2019 Population: 54,227

	Filed	Disposed	Pending End	D/F Ratio	% Change in Filed FY19- FY20
CRIMINAL					
Felony					
Barton County	91	85	80	0.93	-5.2%
Cedar County	101	75	87	0.74	18.8%
Dade County	70	60	49	0.86	-7.9%
Vernon County	291	281	131	0.97	-1.0%
Circuit Total	553	501	347	0.91	0.4%
Associate Felony					
Barton County	123	106	96	0.86	-6.1%
Cedar County	186	172	148	0.92	10.7%
Dade County	98	76	73	0.78	-5.8%
Vernon County	411	369	274	0.90	-5.1%
Circuit Total	818	723	591	0.88	-2.2%
Misdemeanors*					
Barton County	205	137	311	0.67	75.2%
Cedar County	397	351	393	0.88	10.3%
Dade County	170	131	124	0.77	42.9%
Vernon County	599	558	718	0.93	-6.0%
Circuit Total	1,371	1,177	1,546	0.86	11.2%
Traffic*					
Barton County	904	903	780	1.00	56.9%
Cedar County	179	175	97	0.98	57.0%
Dade County	85	91	25	1.07	14.9%
Vernon County	754	791	371	1.05	57.1%
Circuit Total	1,922	1,960	1,273	1.02	54.5%
Ordinance**					
Barton County	12	12	8	1.00	-29.4%
Cedar County	70	85	44	1.21	-58.8%
Dade County	0	0	1	NA	-100.0%
Vernon County	0	3	3	NA	NA
Circuit Total	82	100	56	1.22	-61.3%
Municipal Cert./Trial de Novo					
Barton County	0	1	0	NA	-100.0%
Cedar County	9	8	2	0.89	-40.0%
Dade County	0	0	0	NA	NA
Vernon County	6	1	6	0.17	200.0%
Circuit Total	15	10	8	0.67	650.0%
Criminal Total	4,761	4,471	3,821	0.94	16.7%
GRAND TOTALS					
Barton County	1,885	1,720	1,710	0.91	26.9%
Cedar County	1,722	1,561	1,372	0.91	2.7%
Dade County	746	663	512	0.89	0.3%
Vernon County	3,150	3,216	2,473	1.02	4.6%
TOTAL	7,503	7,160	6,067	0.96	8.5%

* For additional misdemeanor and/or traffic caseload information see Tables in Fine Collection Center section/tab.

** For information concerning ordinance cases heard in the municipal division, see Tables in Municipal Division section/tab.

FY 2020 PROFILE - 29TH CIRCUIT
 U.S. Census 2019 Population: 121,328

	Filed	Disposed	Pending End	D/F Ratio	% Change in Filed FY19- FY20
CIVIL					
Circuit Civil					
Jasper County	429	375	533	0.87	12.3%
Circuit Total	429	375	533	0.87	12.3%
Domestic Relations					
Jasper County	2,317	2,159	1,087	0.93	-7.3%
Circuit Total	2,317	2,159	1,087	0.93	-7.3%
Associate Civil and Small Claims					
Jasper County	4,642	4,312	1,594	0.93	-0.1%
Circuit Total	4,642	4,312	1,594	0.93	-0.1%
Civil Total	7,388	6,846	3,214	0.93	-1.9%

PROBATE

Decedent's estates, incapacitated/disabled estates, minors' estates, mental health petitions and probable cause petitions.

Jasper County	293	246	1,956	0.84	-16.5%
Circuit Total	293	246	1,956	0.84	-16.5%

Simple probate/abbreviated matters.

Jasper County	724	761	81	1.05	-5.9%
Circuit Total	724	761	81	1.05	-5.9%

JUVENILE*

* The D/F ratio and % change for Juvenile cases do not include motion to modify (MMOD) cases.

	Filed Cases Includes:	Filed	Disposed	Pending End	D/F Ratio	% Change
Jasper County	126 MMOD(S)	554	421	831	0.98	-13.4%
Circuit Total	126 MMOD(S)	554	421	831	0.98	-13.4%

JURY STATISTICS

	Trial Begun, No Verdict		Verdict Returned		Total Jury Days	
	Civil	Criminal	Civil	Criminal	Civil	Criminal
Jasper County	0	4	3	2	14	11

FY 2020 PROFILE - 29TH CIRCUIT
U.S. Census 2019 Population: 121,328

	Filed	Disposed	Pending End	D/F Ratio	% Change in Filed FY19- FY20
CRIMINAL					
Felony					
Jasper County	623	711	582	1.14	-25.0%
Circuit Total	623	711	582	1.14	-25.0%
Associate Felony					
Jasper County	1,915	1,544	2,006	0.81	-4.6%
Circuit Total	1,915	1,544	2,006	0.81	-4.6%
Misdemeanors*					
Jasper County	1,698	1,439	2,460	0.85	-8.5%
Circuit Total	1,698	1,439	2,460	0.85	-8.5%
Traffic*					
Jasper County	3,505	3,394	2,655	0.97	43.1%
Circuit Total	3,505	3,394	2,655	0.97	43.1%
Ordinance**					
Jasper County	1,157	907	629	0.78	49.7%
Circuit Total	1,157	907	629	0.78	49.7%
Municipal Cert./Trial de Novo					
Jasper County	10	6	8	0.60	150.0%
Circuit Total	10	6	8	0.60	150.0%
Criminal Total	8,908	8,001	8,340	0.90	12.4%
GRAND TOTALS					
Jasper County	17,867	16,275	14,422	0.92	4.0%
TOTAL	17,867	16,275	14,422	0.92	4.0%

* For additional misdemeanor and/or traffic caseload information see Tables in Fine Collection Center section/tab.

** For information concerning ordinance cases heard in the municipal division, see Tables in Municipal Division section/tab.

FY 2020 PROFILE - 30TH CIRCUIT
 U.S. Census 2019 Population: 117,606

	Filed	Disposed	Pending End	D/F Ratio	% Change in Filed FY19- FY20
CIVIL					
Circuit Civil					
Benton County	50	50	42	1.00	-5.7%
Dallas County	41	51	34	1.24	-25.5%
Hickory County	27	23	19	0.85	8.0%
Polk County	83	75	69	0.90	5.1%
Webster County	107	92	83	0.86	23.0%
Circuit Total	308	291	247	0.94	3.0%
Domestic Relations					
Benton County	233	216	85	0.93	-0.4%
Dallas County	199	193	77	0.97	-11.9%
Hickory County	131	134	35	1.02	-10.9%
Polk County	500	446	177	0.89	2.0%
Webster County	459	427	186	0.93	-3.6%
Circuit Total	1,522	1,416	560	0.93	-3.2%
Associate Civil and Small Claims					
Benton County	414	396	140	0.96	-9.0%
Dallas County	310	314	70	1.01	-3.1%
Hickory County	129	135	38	1.05	-7.9%
Polk County	558	557	123	1.00	-7.2%
Webster County	851	869	171	1.02	3.3%
Circuit Total	2,262	2,271	542	1.00	-3.3%
Civil Total	4,092	3,978	1,349	0.97	-2.8%

PROBATE

Decedent's estates, incapacitated/disabled estates, minors' estates, mental health petitions and probable cause petitions.

Benton County	43	35	242	0.81	-15.7%
Dallas County	28	27	222	0.96	-26.3%
Hickory County	19	23	113	1.21	-13.6%
Polk County	111	95	387	0.86	48.0%
Webster County	65	53	452	0.82	14.0%
Circuit Total	266	233	1,416	0.88	9.5%

Simple probate/abbreviated matters.

Benton County	67	63	24	0.94	-13.0%
Dallas County	30	29	5	0.97	-14.3%
Hickory County	23	23	4	1.00	4.5%
Polk County	137	116	47	0.85	30.5%
Webster County	63	52	14	0.83	34.0%
Circuit Total	320	283	94	0.88	11.9%

JUVENILE*

* The D/F ratio and % change for Juvenile cases do not include motion to modify (MMOD) cases.

	Filed Cases Includes:					
Benton County	0 MMOD(S)	23	10	36	0.43	-8.0%
Dallas County	0 MMOD(S)	48	44	60	0.92	33.3%
Hickory County	0 MMOD(S)	9	18	14	2.00	-62.5%
Polk County	0 MMOD(S)	64	42	90	0.66	23.1%
Webster County	3 MMOD(S)	102	56	113	0.57	67.8%
Circuit Total	3 MMOD(S)	246	170	313	0.70	24.0%

JURY STATISTICS

	Trial Begun, No Verdict		Verdict Returned		Total Jury Days	
	Civil	Criminal	Civil	Criminal	Civil	Criminal
Benton County	1	0	1	1	3	3
Dallas County	1	2	0	1	1	6
Hickory County	0	0	0	2	0	3
Polk County	0	2	0	1	0	3
Webster County	1	3	0	3	1	9

FY 2020 PROFILE - 30TH CIRCUIT
U.S. Census 2019 Population: 117,606

	Filed	Disposed	Pending End	D/F Ratio	% Change in Filed FY19- FY20
CRIMINAL					
Felony					
Benton County	124	98	115	0.79	-20.5%
Dallas County	120	121	59	1.01	-26.4%
Hickory County	74	66	35	0.89	10.4%
Polk County	345	334	232	0.97	-4.7%
Webster County	307	312	149	1.02	-21.5%
Circuit Total	970	931	590	0.96	-14.8%
Associate Felony					
Benton County	223	184	199	0.83	-15.8%
Dallas County	182	143	125	0.79	-15.7%
Hickory County	96	91	63	0.95	-5.9%
Polk County	459	439	397	0.96	-15.6%
Webster County	543	482	446	0.89	-14.2%
Circuit Total	1,503	1,339	1,230	0.89	-14.6%
Misdemeanors*					
Benton County	496	423	402	0.85	29.2%
Dallas County	544	474	637	0.87	-19.4%
Hickory County	440	410	218	0.93	49.2%
Polk County	1,063	1,395	515	1.31	-36.4%
Webster County	368	362	502	0.98	-26.5%
Circuit Total	2,911	3,064	2,274	1.05	-17.5%
Traffic*					
Benton County	628	607	254	0.97	26.9%
Dallas County	784	774	559	0.99	7.4%
Hickory County	29	30	9	1.03	7.4%
Polk County	1,884	2,493	721	1.32	-14.5%
Webster County	3,032	2,580	1,626	0.85	36.0%
Circuit Total	6,357	6,484	3,169	1.02	11.8%
Ordinance**					
Benton County	20	12	8	0.60	NA
Dallas County	34	41	218	1.21	-62.2%
Hickory County	0	0	0	NA	NA
Polk County	364	179	275	0.49	69.3%
Webster County	74	49	56	0.66	45.1%
Circuit Total	492	281	557	0.57	38.2%
Municipal Cert./Trial de Novo					
Benton County	0	0	0	NA	NA
Dallas County	1	1	0	1.00	NA
Hickory County	0	0	0	NA	NA
Polk County	0	0	0	NA	NA
Webster County	0	0	0	NA	-100.0%
Circuit Total	1	1	0	1.00	0.0%
Criminal Total	12,234	12,100	7,820	0.99	-1.9%
GRAND TOTALS					
Benton County	2,321	2,094	1,547	0.90	5.7%
Dallas County	2,321	2,212	2,066	0.95	-10.2%
Hickory County	977	953	548	0.98	12.2%
Polk County	5,568	6,171	3,033	1.11	-13.0%
Webster County	5,971	5,334	3,798	0.89	11.4%
TOTAL	17,158	16,764	10,992	0.98	-1.4%

* For additional misdemeanor and/or traffic caseload information see Tables in Fine Collection Center section/tab.

** For information concerning ordinance cases heard in the municipal division, see Tables in Municipal Division section/tab.

FY 2020 PROFILE - 31ST CIRCUIT
 U.S. Census 2019 Population: 293,086

	Filed	Disposed	Pending End	D/F Ratio	% Change in Filed FY19- FY20
CIVIL					
Circuit Civil					
Greene County	1,628	1,646	1,660	1.01	1.4%
Circuit Total	1,628	1,646	1,660	1.01	1.4%
Domestic Relations					
Greene County	5,759	5,731	1,614	1.00	-8.1%
Circuit Total	5,759	5,731	1,614	1.00	-8.1%
Associate Civil and Small Claims					
Greene County	9,032	8,965	2,517	0.99	-15.8%
Circuit Total	9,032	8,965	2,517	0.99	-15.8%
Civil Total	16,419	16,342	5,791	1.00	-11.7%

PROBATE

Decedent's estates, incapacitated/disabled estates, minors' estates, mental health petitions and probable cause petitions.

Greene County	481	483	2,750	1.00	-1.8%
Circuit Total	481	483	2,750	1.00	-1.8%

Simple probate/abbreviated matters.

Greene County	1,050	1,033	70	0.98	-8.5%
Circuit Total	1,050	1,033	70	0.98	-8.5%

JUVENILE*

* The D/F ratio and % change for Juvenile cases do not include motion to modify (MMOD) cases.

	Filed Cases Includes:					
Greene County	24 MMOD(S)	921	814	954	0.91	6.0%
Circuit Total	24 MMOD(S)	921	814	954	0.91	6.0%

JURY STATISTICS

	Trial Begun, No Verdict		Verdict Returned		Total Jury Days	
	Civil	Criminal	Civil	Criminal	Civil	Criminal
Greene County	2	7	9	17	20	58

FY 2020 PROFILE - 31ST CIRCUIT
 U.S. Census 2019 Population: 293,086

	Filed	Disposed	Pending End	D/F Ratio	% Change in Filed FY19- FY20
CRIMINAL					
Felony					
Greene County	1,740	1,544	1,484	0.89	16.4%
Circuit Total	1,740	1,544	1,484	0.89	16.4%
Associate Felony					
Greene County	2,742	2,410	2,415	0.88	2.7%
Circuit Total	2,742	2,410	2,415	0.88	2.7%
Misdemeanors*					
Greene County	3,888	3,777	5,205	0.97	-25.0%
Circuit Total	3,888	3,777	5,205	0.97	-25.0%
Traffic*					
Greene County	3,937	4,126	1,608	1.05	29.1%
Circuit Total	3,937	4,126	1,608	1.05	29.1%
Ordinance**					
Greene County	254	255	501	1.00	-44.8%
Circuit Total	254	255	501	1.00	-44.8%
Municipal Cert./Trial de Novo					
Greene County	5	5	3	1.00	-16.7%
Circuit Total	5	5	3	1.00	-16.7%
Criminal Total	12,566	12,117	11,216	0.96	-2.3%
GRAND TOTALS					
Greene County	31,437	30,789	20,781	0.98	-7.5%
TOTAL	31,437	30,789	20,781	0.98	-7.5%

* For additional misdemeanor and/or traffic caseload information see Tables in Fine Collection Center section/tab.

** For information concerning ordinance cases heard in the municipal division, see Tables in Municipal Division section/tab.

FY 2020 PROFILE - 32ND CIRCUIT
 U.S. Census 2019 Population: 110,140

	Filed	Disposed	Pending End	D/F Ratio	% Change in Filed FY19- FY20
CIVIL					
Circuit Civil					
Bollinger County	30	23	17	0.77	130.8%
Cape Girardeau County	392	337	353	0.86	7.4%
Perry County	50	55	50	1.10	-25.4%
Circuit Total	472	415	420	0.88	6.1%
Domestic Relations					
Bollinger County	187	172	71	0.92	12.7%
Cape Girardeau County	1,179	1,125	528	0.95	0.9%
Perry County	248	222	106	0.90	1.2%
Circuit Total	1,614	1,519	705	0.94	2.2%
Associate Civil and Small Claims					
Bollinger County	195	213	52	1.09	-13.3%
Cape Girardeau County	2,216	2,242	582	1.01	-21.9%
Perry County	520	557	158	1.07	-19.9%
Circuit Total	2,931	3,012	792	1.03	-21.0%
Civil Total	5,017	4,946	1,917	0.99	-12.5%

PROBATE

Decedent's estates, incapacitated/disabled estates, minors' estates, mental health petitions and probable cause petitions.

Bollinger County	39	30	173	0.77	116.7%
Cape Girardeau County	197	149	1,039	0.76	24.7%
Perry County	55	36	333	0.65	-11.3%
Circuit Total	291	215	1,545	0.74	22.3%

Simple probate/abbreviated matters.

Bollinger County	13	28	9	2.15	-48.0%
Cape Girardeau County	426	429	24	1.01	14.8%
Perry County	61	58	4	0.95	-17.6%
Circuit Total	500	515	37	1.03	6.4%

JUVENILE*

* The D/F ratio and % change for Juvenile cases do not include motion to modify (MMOD) cases.

	Filed Cases Includes:	Filed	Disposed	Pending End	D/F Ratio	% Change
Bollinger County	0 MMOD(S)	56	48	77	0.86	1.8%
Cape Girardeau County	8 MMOD(S)	211	239	264	1.18	-18.1%
Perry County	1 MMOD(S)	58	77	63	1.35	-43.0%
Circuit Total	9 MMOD(S)	325	364	404	1.15	-21.6%

JURY STATISTICS

	Trial Begun, No Verdict		Verdict Returned		Total Jury Days	
	Civil	Criminal	Civil	Criminal	Civil	Criminal
Bollinger County	0	0	0	0	0	0
Cape Girardeau County	1	4	2	9	18	18
Perry County	0	1	0	0	0	1

FY 2020 PROFILE - 32ND CIRCUIT
U.S. Census 2019 Population: 110,140

	Filed	Disposed	Pending End	D/F Ratio	% Change in Filed FY19- FY20
CRIMINAL					
Felony					
Bollinger County	76	83	37	1.09	-12.6%
Cape Girardeau County	705	623	298	0.88	-6.5%
Perry County	178	169	85	0.95	-17.6%
Circuit Total	959	875	420	0.91	-9.3%
Associate Felony					
Bollinger County	109	112	49	1.03	-19.3%
Cape Girardeau County	990	989	317	1.00	-12.1%
Perry County	274	253	152	0.92	-9.0%
Circuit Total	1,373	1,354	518	0.99	-12.1%
Misdemeanors*					
Bollinger County	216	197	100	0.91	87.8%
Cape Girardeau County	891	781	433	0.88	-4.6%
Perry County	519	411	596	0.79	-1.3%
Circuit Total	1,626	1,389	1,129	0.85	3.2%
Traffic*					
Bollinger County	333	295	53	0.89	369.0%
Cape Girardeau County	1,750	1,692	539	0.97	79.3%
Perry County	937	781	1,518	0.83	155.3%
Circuit Total	3,020	2,768	2,110	0.92	113.6%
Ordinance**					
Bollinger County	52	70	20	1.35	-44.7%
Cape Girardeau County	7	6	8	0.86	-65.0%
Perry County	2	2	0	1.00	-33.3%
Circuit Total	61	78	28	1.28	-47.9%
Municipal Cert./Trial de Novo					
Bollinger County	0	0	0	NA	NA
Cape Girardeau County	10	6	5	0.60	150.0%
Perry County	0	0	0	NA	NA
Circuit Total	10	6	5	0.60	150.0%
Criminal Total	7,049	6,470	4,210	0.92	23.0%
GRAND TOTALS					
Bollinger County	1,306	1,271	658	0.97	30.1%
Cape Girardeau County	8,974	8,618	4,390	0.96	0.0%
Perry County	2,902	2,621	3,065	0.90	11.1%
TOTAL	13,182	12,510	8,113	0.95	4.7%

* For additional misdemeanor and/or traffic caseload information see Tables in Fine Collection Center section/tab.

** For information concerning ordinance cases heard in the municipal division, see Tables in Municipal Division section/tab.

FY 2020 PROFILE - 33RD CIRCUIT
 U.S. Census 2019 Population: 51,460

	Filed	Disposed	Pending End	D/F Ratio	% Change in Filed FY19- FY20
CIVIL					
Circuit Civil					
Mississippi County	62	62	62	1.00	-1.6%
Scott County	126	116	218	0.92	-18.2%
Circuit Total	188	178	280	0.95	-13.4%
Domestic Relations					
Mississippi County	325	299	126	0.92	-13.3%
Scott County	698	652	307	0.93	-18.4%
Circuit Total	1,023	951	433	0.93	-16.8%
Associate Civil and Small Claims					
Mississippi County	325	314	109	0.97	-13.8%
Scott County	1,101	1,027	420	0.93	-17.1%
Circuit Total	1,426	1,341	529	0.94	-16.4%
Civil Total	2,637	2,470	1,242	0.94	-16.3%

PROBATE

Decedent's estates, incapacitated/disabled estates, minors' estates, mental health petitions and probable cause petitions.

Mississippi County	43	30	363	0.70	-35.8%
Scott County	202	176	917	0.87	3.1%
Circuit Total	245	206	1,280	0.84	-6.8%

Simple probate/abbreviated matters.

Mississippi County	63	190	54	3.02	5.0%
Scott County	235	219	30	0.93	30.6%
Circuit Total	298	409	84	1.37	24.2%

JUVENILE*

* The D/F ratio and % change for Juvenile cases do not include motion to modify (MMOD) cases.

	<u>Filed Cases Includes:</u>	Filed	Disposed	Pending End	D/F Ratio	% Change in Filed FY19- FY20
Mississippi County	2 MMOD(S)	60	38	93	0.66	13.7%
Scott County	20 MMOD(S)	140	111	185	0.93	-17.2%
Circuit Total	22 MMOD(S)	200	149	278	0.84	-9.2%

JURY STATISTICS

	Trial Begun, No Verdict		Verdict Returned		Total Jury Days	
	Civil	Criminal	Civil	Criminal	Civil	Criminal
Mississippi County	0	1	0	2	0	3
Scott County	0	0	0	3	0	4

FY 2020 PROFILE - 33RD CIRCUIT
U.S. Census 2019 Population: 51,460

	Filed	Disposed	Pending End	D/F Ratio	% Change in Filed FY19- FY20
CRIMINAL					
Felony					
Mississippi County	181	207	140	1.14	-22.3%
Scott County	644	638	505	0.99	-10.7%
Circuit Total	825	845	645	1.02	-13.5%
Associate Felony					
Mississippi County	249	252	207	1.01	-14.7%
Scott County	959	793	722	0.83	11.6%
Circuit Total	1,208	1,045	929	0.87	5.0%
Misdemeanors*					
Mississippi County	210	211	435	1.00	-26.6%
Scott County	862	634	1,015	0.74	89.9%
Circuit Total	1,072	845	1,450	0.79	44.9%
Traffic*					
Mississippi County	974	948	2,181	0.97	61.3%
Scott County	798	838	746	1.05	41.2%
Circuit Total	1,772	1,786	2,927	1.01	51.6%
Ordinance**					
Mississippi County	0	0	18	NA	NA
Scott County	726	618	1,292	0.85	10271.4%
Circuit Total	726	618	1,310	0.85	10271.4%
Municipal Cert./Trial de Novo					
Mississippi County	1	1	0	1.00	NA
Scott County	0	5	3	NA	-100.0%
Circuit Total	1	6	3	6.00	-83.3%
Criminal Total	5,604	5,145	7,264	0.92	39.2%
GRAND TOTALS					
Mississippi County	2,493	2,552	3,788	1.02	3.4%
Scott County	6,491	5,827	6,360	0.90	18.3%
TOTAL	8,984	8,379	10,148	0.93	13.8%

* For additional misdemeanor and/or traffic caseload information see Tables in Fine Collection Center section/tab.

** For information concerning ordinance cases heard in the municipal division, see Tables in Municipal Division section/tab.

FY 2020 PROFILE - 34TH CIRCUIT
 U.S. Census 2019 Population: 32,881

	Filed	Disposed	Pending End	D/F Ratio	% Change in Filed FY19- FY20
CIVIL					
Circuit Civil					
New Madrid County	68	53	105	0.78	6.3%
Pemiscot County	80	72	97	0.90	-2.4%
Circuit Total	148	125	202	0.84	1.4%
Domestic Relations					
New Madrid County	312	255	241	0.82	-6.0%
Pemiscot County	350	323	123	0.92	-11.6%
Circuit Total	662	578	364	0.87	-9.1%
Associate Civil and Small Claims					
New Madrid County	411	425	143	1.03	-18.3%
Pemiscot County	418	433	123	1.04	-39.2%
Circuit Total	829	858	266	1.03	-30.4%
Civil Total	1,639	1,561	832	0.95	-20.6%

PROBATE

Decedent's estates, incapacitated/disabled estates, minors' estates, mental health petitions and probable cause petitions.

New Madrid County	70	38	518	0.54	1.4%
Pemiscot County	66	40	472	0.61	-7.0%
Circuit Total	136	78	990	0.57	-2.9%

Simple probate/abbreviated matters.

New Madrid County	75	64	38	0.85	41.5%
Pemiscot County	53	48	24	0.91	51.4%
Circuit Total	128	112	62	0.88	45.5%

JUVENILE*

* The D/F ratio and % change for Juvenile cases do not include motion to modify (MMOD) cases.

	<u>Filed Cases Includes:</u>					
New Madrid County	1 MMOD(S)	76	78	178	1.04	-9.6%
Pemiscot County	1 MMOD(S)	117	111	152	0.96	13.7%
Circuit Total	2 MMOD(S)	193	189	330	0.99	3.2%

JURY STATISTICS

	Trial Begun, No Verdict		Verdict Returned		Total Jury Days	
	Civil	Criminal	Civil	Criminal	Civil	Criminal
New Madrid County	0	3	0	2	0	4
Pemiscot County	0	0	0	2	0	2

FY 2020 PROFILE - 34TH CIRCUIT
 U.S. Census 2019 Population: 32,881

	Filed	Disposed	Pending End	D/F Ratio	% Change in Filed FY19- FY20
CRIMINAL					
Felony					
New Madrid County	318	301	236	0.95	-13.6%
Pemiscot County	252	172	283	0.68	-0.4%
Circuit Total	570	473	519	0.83	-8.2%
Associate Felony					
New Madrid County	519	368	310	0.71	30.4%
Pemiscot County	363	343	197	0.94	-3.5%
Circuit Total	882	711	507	0.81	14.0%
Misdemeanors*					
New Madrid County	648	544	679	0.84	-7.0%
Pemiscot County	825	681	850	0.83	9.6%
Circuit Total	1,473	1,225	1,529	0.83	1.6%
Traffic*					
New Madrid County	1,093	1,068	676	0.98	41.8%
Pemiscot County	3,358	3,101	2,499	0.92	32.2%
Circuit Total	4,451	4,169	3,175	0.94	34.4%
Ordinance**					
New Madrid County	132	92	117	0.70	-20.5%
Pemiscot County	1	1	1	1.00	0.0%
Circuit Total	133	93	118	0.70	-20.4%
Municipal Cert./Trial de Novo					
New Madrid County	1	1	1	1.00	0.0%
Pemiscot County	1	0	1	0.00	0.0%
Circuit Total	2	1	2	0.50	0.0%
Criminal Total	7,511	6,672	5,850	0.89	18.8%
GRAND TOTALS					
New Madrid County	3,723	3,287	3,242	0.88	6.2%
Pemiscot County	5,884	5,325	4,822	0.91	11.0%
TOTAL	9,607	8,612	8,064	0.90	9.1%

* For additional misdemeanor and/or traffic caseload information see Tables in Fine Collection Center section/tab.

** For information concerning ordinance cases heard in the municipal division, see Tables in Municipal Division section/tab.

FY 2020 PROFILE - 35TH CIRCUIT
U.S. Census 2019 Population: 58,156

	Filed	Disposed	Pending End	D/F Ratio	% Change in Filed FY19- FY20
CIVIL					
Circuit Civil					
Dunklin County	123	87	480	0.71	0.0%
Stoddard County	118	121	141	1.03	0.9%
Circuit Total	241	208	621	0.86	0.4%
Domestic Relations					
Dunklin County	533	461	751	0.86	-19.4%
Stoddard County	662	700	296	1.06	0.6%
Circuit Total	1,195	1,161	1,047	0.97	-9.4%
Associate Civil and Small Claims					
Dunklin County	934	1,049	263	1.12	-27.8%
Stoddard County	926	859	356	0.93	-10.2%
Circuit Total	1,860	1,908	619	1.03	-20.0%
Civil Total	3,296	3,277	2,287	0.99	-15.1%

PROBATE

Decedent's estates, incapacitated/disabled estates, minors' estates, mental health petitions and probable cause petitions.

Dunklin County	87	94	977	1.08	-29.3%
Stoddard County	119	99	630	0.83	25.3%
Circuit Total	206	193	1,607	0.94	-5.5%

Simple probate/abbreviated matters.

Dunklin County	92	81	310	0.88	8.2%
Stoddard County	267	267	4	1.00	30.2%
Circuit Total	359	348	314	0.97	23.8%

JUVENILE*

* The D/F ratio and % change for Juvenile cases do not include motion to modify (MMOD) cases.

	<u>Filed Cases Includes:</u>					
Dunklin County	8 MMOD(S)	209	185	293	0.92	31.4%
Stoddard County	3 MMOD(S)	234	241	210	1.04	-16.0%
Circuit Total	11 MMOD(S)	443	426	503	0.99	0.9%

JURY STATISTICS

	Trial Begun, No Verdict		Verdict Returned		Total Jury Days	
	Civil	Criminal	Civil	Criminal	Civil	Criminal
Dunklin County	1	0	3	3	5	3
Stoddard County	0	1	0	1	0	3

FY 2020 PROFILE - 35TH CIRCUIT
U.S. Census 2019 Population: 58,156

	Filed	Disposed	Pending End	D/F Ratio	% Change in Filed FY19- FY20
CRIMINAL					
Felony					
Dunklin County	581	497	407	0.86	-4.1%
Stoddard County	350	357	175	1.02	-11.6%
Circuit Total	931	854	582	0.92	-7.1%
Associate Felony					
Dunklin County	774	1,085	426	1.40	-0.1%
Stoddard County	477	460	352	0.96	-12.8%
Circuit Total	1,251	1,545	778	1.24	-5.4%
Misdemeanors*					
Dunklin County	797	1,534	877	1.92	-19.6%
Stoddard County	856	795	1,006	0.93	-1.6%
Circuit Total	1,653	2,329	1,883	1.41	-11.2%
Traffic*					
Dunklin County	1,079	1,087	1,008	1.01	29.7%
Stoddard County	641	546	566	0.85	130.6%
Circuit Total	1,720	1,633	1,574	0.95	55.0%
Ordinance**					
Dunklin County	44	38	56	0.86	10.0%
Stoddard County	3	26	4	8.67	-92.9%
Circuit Total	47	64	60	1.36	-42.7%
Municipal Cert./Trial de Novo					
Dunklin County	1	0	16	0.00	-80.0%
Stoddard County	0	0	0	NA	-100.0%
Circuit Total	1	0	16	0.00	-83.3%
Criminal Total	5,603	6,425	4,893	1.15	4.1%
GRAND TOTALS					
Dunklin County	5,254	6,198	5,864	1.18	-7.8%
Stoddard County	4,653	4,471	3,740	0.96	3.0%
TOTAL	9,907	10,669	9,604	1.08	-3.0%

* For additional misdemeanor and/or traffic caseload information see Tables in Fine Collection Center section/tab.

** For information concerning ordinance cases heard in the municipal division, see Tables in Municipal Division section/tab.

FY 2020 PROFILE - 36TH CIRCUIT
 U.S. Census 2019 Population: 55,766

	Filed	Disposed	Pending End	D/F Ratio	% Change in Filed FY19- FY20
CIVIL					
Circuit Civil					
Butler County	186	169	166	0.91	12.7%
Ripley County	44	41	29	0.93	37.5%
Circuit Total	230	210	195	0.91	16.8%
Domestic Relations					
Butler County	1,003	967	246	0.96	3.0%
Ripley County	335	339	89	1.01	-6.2%
Circuit Total	1,338	1,306	335	0.98	0.5%
Associate Civil and Small Claims					
Butler County	2,058	1,937	733	0.94	-6.1%
Ripley County	341	353	117	1.04	-8.3%
Circuit Total	2,399	2,290	850	0.95	-6.4%
Civil Total	3,967	3,806	1,380	0.96	-3.1%

PROBATE

Decedent's estates, incapacitated/disabled estates, minors' estates, mental health petitions and probable cause petitions.

Butler County	211	177	993	0.84	9.3%
Ripley County	56	50	301	0.89	-5.1%
Circuit Total	267	227	1,294	0.85	6.0%

Simple probate/abbreviated matters.

Butler County	218	211	46	0.97	3.8%
Ripley County	39	40	3	1.03	30.0%
Circuit Total	257	251	49	0.98	7.1%

JUVENILE*

* The D/F ratio and % change for Juvenile cases do not include motion to modify (MMOD) cases.

	<u>Filed Cases Includes:</u>					
Butler County	12 MMOD(S)	227	245	291	1.14	-11.9%
Ripley County	4 MMOD(S)	57	70	62	1.32	-24.3%
Circuit Total	16 MMOD(S)	284	315	353	1.18	-14.6%

JURY STATISTICS

	Trial Begun, No Verdict		Verdict Returned		Total Jury Days	
	Civil	Criminal	Civil	Criminal	Civil	Criminal
Butler County	0	3	1	3	6	8
Ripley County	0	0	0	0	0	0

FY 2020 PROFILE - 36TH CIRCUIT
U.S. Census 2019 Population: 55,766

	Filed	Disposed	Pending End	D/F Ratio	% Change in Filed FY19- FY20
CRIMINAL					
Felony					
Butler County	579	510	381	0.88	13.3%
Ripley County	119	87	71	0.73	45.1%
Circuit Total	698	597	452	0.86	17.7%
Associate Felony					
Butler County	785	753	589	0.96	-2.8%
Ripley County	278	223	208	0.80	57.1%
Circuit Total	1,063	976	797	0.92	7.9%
Misdemeanors*					
Butler County	1,612	1,199	1,277	0.74	52.7%
Ripley County	529	467	454	0.88	49.9%
Circuit Total	2,141	1,666	1,731	0.78	52.0%
Traffic*					
Butler County	2,169	1,888	1,225	0.87	169.4%
Ripley County	351	395	83	1.13	47.5%
Circuit Total	2,520	2,283	1,308	0.91	141.6%
Ordinance**					
Butler County	356	334	121	0.94	21.5%
Ripley County	205	203	86	0.99	-56.9%
Circuit Total	561	537	207	0.96	-27.0%
Municipal Cert./Trial de Novo					
Butler County	0	0	0	NA	-100.0%
Ripley County	0	0	0	NA	NA
Circuit Total	0	0	0	NA	-100.0%
Criminal Total	6,983	6,059	4,495	0.87	45.3%
GRAND TOTALS					
Butler County	9,404	8,390	6,068	0.89	25.9%
Ripley County	2,354	2,268	1,503	0.97	4.6%
TOTAL	11,758	10,658	7,571	0.91	21.0%

* For additional misdemeanor and/or traffic caseload information see Tables in Fine Collection Center section/tab.

** For information concerning ordinance cases heard in the municipal division, see Tables in Municipal Division section/tab.

FY 2020 PROFILE - 37TH CIRCUIT
 U.S. Census 2019 Population: 64,794

	Filed	Disposed	Pending End	D/F Ratio	% Change in Filed FY19- FY20
CIVIL					
Circuit Civil					
Carter County	24	16	30	0.67	20.0%
Howell County	173	157	169	0.91	12.3%
Oregon County	29	36	40	1.24	81.3%
Shannon County	20	27	19	1.35	33.3%
Circuit Total	246	236	258	0.96	20.0%
Domestic Relations					
Carter County	130	107	56	0.82	41.3%
Howell County	986	933	371	0.95	5.7%
Oregon County	216	177	144	0.82	5.4%
Shannon County	170	183	46	1.08	11.1%
Circuit Total	1,502	1,400	617	0.93	8.6%
Associate Civil and Small Claims					
Carter County	149	125	75	0.84	22.1%
Howell County	1,091	1,082	345	0.99	-3.0%
Oregon County	122	119	65	0.98	-17.6%
Shannon County	142	167	52	1.18	-27.6%
Circuit Total	1,504	1,493	537	0.99	-5.5%
Civil Total	3,252	3,129	1,412	0.96	2.3%

PROBATE

Decedent's estates, incapacitated/disabled estates, minors' estates, mental health petitions and probable cause petitions.

Carter County	16	12	114	0.75	-15.8%
Howell County	127	82	671	0.65	-1.6%
Oregon County	27	20	228	0.74	-18.2%
Shannon County	16	19	126	1.19	-44.8%
Circuit Total	186	133	1,139	0.72	-11.4%

Simple probate/abbreviated matters.

Carter County	32	24	12	0.75	77.8%
Howell County	484	447	52	0.92	-14.6%
Oregon County	32	21	36	0.66	-37.3%
Shannon County	25	25	3	1.00	108.3%
Circuit Total	573	517	103	0.90	-11.6%

JUVENILE*

* The D/F ratio and % change for Juvenile cases do not include motion to modify (MMOD) cases.

	Filed Cases Includes:					
Carter County	0 MMOD(S)	27	13	27	0.48	107.7%
Howell County	0 MMOD(S)	117	78	169	0.67	18.2%
Oregon County	0 MMOD(S)	62	47	87	0.76	34.8%
Shannon County	0 MMOD(S)	24	48	21	2.00	20.0%
Circuit Total	0 MMOD(S)	230	186	304	0.81	29.2%

JURY STATISTICS

	Trial Begun, No Verdict		Verdict Returned		Total Jury Days	
	Civil	Criminal	Civil	Criminal	Civil	Criminal
Carter County	2	0	1	1	5	1
Howell County	0	2	0	6	0	10
Oregon County	0	0	1	0	2	0
Shannon County	0	0	0	0	0	0

FY 2020 PROFILE - 37TH CIRCUIT
U.S. Census 2019 Population: 64,794

	Filed	Disposed	Pending End	D/F Ratio	% Change in Filed FY19- FY20
CRIMINAL					
Felony					
Carter County	59	54	40	0.92	0.0%
Howell County	362	398	246	1.10	-8.8%
Oregon County	91	110	83	1.21	-22.9%
Shannon County	44	51	31	1.16	-20.0%
Circuit Total	556	613	400	1.10	-11.6%
Associate Felony					
Carter County	96	90	69	0.94	-15.8%
Howell County	654	554	459	0.85	-0.8%
Oregon County	170	124	149	0.73	1.8%
Shannon County	73	64	88	0.88	-20.7%
Circuit Total	993	832	765	0.84	-3.8%
Misdemeanors*					
Carter County	335	340	289	1.01	-9.0%
Howell County	875	617	1,386	0.71	23.2%
Oregon County	231	174	378	0.75	10.5%
Shannon County	395	354	759	0.90	-13.8%
Circuit Total	1,836	1,485	2,812	0.81	5.2%
Traffic*					
Carter County	887	859	367	0.97	47.1%
Howell County	2,439	2,549	3,685	1.05	30.3%
Oregon County	122	161	177	1.32	-10.3%
Shannon County	664	551	343	0.83	153.4%
Circuit Total	4,112	4,120	4,572	1.00	43.1%
Ordinance**					
Carter County	2,085	1,705	1,053	0.82	97.3%
Howell County	0	0	8	NA	NA
Oregon County	83	69	99	0.83	-41.1%
Shannon County	13	17	16	1.31	-48.0%
Circuit Total	2,181	1,791	1,176	0.82	78.3%
Municipal Cert./Trial de Novo					
Carter County	0	0	0	NA	NA
Howell County	15	13	12	0.87	0.0%
Oregon County	0	0	0	NA	NA
Shannon County	0	0	0	NA	NA
Circuit Total	15	13	12	0.87	0.0%
Criminal Total	9,693	8,854	9,737	0.91	28.9%
GRAND TOTALS					
Carter County	3,840	3,345	2,132	0.87	54.5%
Howell County	7,323	6,910	7,573	0.94	10.0%
Oregon County	1,185	1,058	1,486	0.89	-6.7%
Shannon County	1,586	1,506	1,504	0.95	20.4%
TOTAL	13,934	12,819	12,695	0.92	18.8%

* For additional misdemeanor and/or traffic caseload information see Tables in Fine Collection Center section/tab.

** For information concerning ordinance cases heard in the municipal division, see Tables in Municipal Division section/tab.

FY 2020 PROFILE - 38TH CIRCUIT
 U.S. Census 2019 Population: 88,595

	Filed	Disposed	Pending End	D/F Ratio	% Change in Filed FY19- FY20
CIVIL					
Circuit Civil					
Christian County	252	249	315	0.99	-9.7%
Circuit Total	252	249	315	0.99	-9.7%
Domestic Relations					
Christian County	1,091	1,130	504	1.04	-9.5%
Circuit Total	1,091	1,130	504	1.04	-9.5%
Associate Civil and Small Claims					
Christian County	1,833	1,653	823	0.90	-6.1%
Circuit Total	1,833	1,653	823	0.90	-6.1%
Civil Total	3,176	3,032	1,642	0.95	-7.6%

PROBATE

Decedent's estates, incapacitated/disabled estates, minors' estates, mental health petitions and probable cause petitions.

Christian County	138	70	710	0.51	4.5%
Circuit Total	138	70	710	0.51	4.5%

Simple probate/abbreviated matters.

Christian County	182	159	43	0.87	13.0%
Circuit Total	182	159	43	0.87	13.0%

JUVENILE*

* The D/F ratio and % change for Juvenile cases do not include motion to modify (MMOD) cases.

	Filed Cases Includes:	Filed	Disposed	Pending End	D/F Ratio	% Change
Christian County	4 MMOD(S)	181	147	206	0.83	12.7%
Circuit Total	4 MMOD(S)	181	147	206	0.83	12.7%

JURY STATISTICS

	Trial Begun, No Verdict		Verdict Returned		Total Jury Days	
	Civil	Criminal	Civil	Criminal	Civil	Criminal
Christian County	0	1	3	0	9	2

FY 2020 PROFILE - 38TH CIRCUIT
 U.S. Census 2019 Population: 88,595

	Filed	Disposed	Pending End	D/F Ratio	% Change in Filed FY19- FY20
CRIMINAL					
Felony					
Christian County	382	398	371	1.04	-28.7%
Circuit Total	382	398	371	1.04	-28.7%
Associate Felony					
Christian County	715	523	684	0.73	4.1%
Circuit Total	715	523	684	0.73	4.1%
Misdemeanors*					
Christian County	1,765	1,311	1,893	0.74	-5.2%
Circuit Total	1,765	1,311	1,893	0.74	-5.2%
Traffic*					
Christian County	2,642	2,261	1,259	0.86	91.2%
Circuit Total	2,642	2,261	1,259	0.86	91.2%
Ordinance**					
Christian County	271	148	1,414	0.55	NA
Circuit Total	271	148	1,414	0.55	NA
Municipal Cert./Trial de Novo					
Christian County	1	2	0	2.00	NA
Circuit Total	1	2	0	2.00	NA
Criminal Total	5,776	4,643	5,621	0.80	29.3%
GRAND TOTALS					
Christian County	9,453	8,051	8,222	0.85	13.1%
TOTAL	9,453	8,051	8,222	0.85	13.1%

* For additional misdemeanor and/or traffic caseload information see Tables in Fine Collection Center section/tab.

** For information concerning ordinance cases heard in the municipal division, see Tables in Municipal Division section/tab.

FY 2020 PROFILE - 39TH CIRCUIT
 U.S. Census 2019 Population: 106,096

	Filed	Disposed	Pending End	D/F Ratio	% Change in Filed FY19- FY20
CIVIL					
Circuit Civil					
Barry County	111	103	124	0.93	-9.0%
Lawrence County	139	157	126	1.13	-1.4%
Stone County	303	280	341	0.92	-17.2%
Circuit Total	553	540	591	0.98	-12.1%
Domestic Relations					
Barry County	679	640	301	0.94	2.0%
Lawrence County	677	636	289	0.94	2.1%
Stone County	279	274	152	0.98	-5.7%
Circuit Total	1,635	1,550	742	0.95	0.6%
Associate Civil and Small Claims					
Barry County	779	729	288	0.94	-8.9%
Lawrence County	794	756	244	0.95	-0.1%
Stone County	493	455	235	0.92	3.4%
Circuit Total	2,066	1,940	767	0.94	-2.9%
Civil Total	4,254	4,030	2,100	0.95	-2.9%

PROBATE

Decedent's estates, incapacitated/disabled estates, minors' estates, mental health petitions and probable cause petitions.

Barry County	112	84	587	0.75	-6.7%
Lawrence County	113	84	515	0.74	15.3%
Stone County	82	60	403	0.73	5.1%
Circuit Total	307	228	1,505	0.74	3.7%

Simple probate/abbreviated matters.

Barry County	81	77	15	0.95	-12.9%
Lawrence County	127	121	37	0.95	69.3%
Stone County	67	64	96	0.96	-32.3%
Circuit Total	275	262	148	0.95	3.0%

JUVENILE*

* The D/F ratio and % change for Juvenile cases do not include motion to modify (MMOD) cases.

	<u>Filed Cases Includes:</u>	Filed	Disposed	Pending End	D/F Ratio	% Change in Filed FY19- FY20
Barry County	8 MMOD(S)	157	155	208	1.04	-8.6%
Lawrence County	4 MMOD(S)	173	161	210	0.95	7.0%
Stone County	3 MMOD(S)	90	88	155	1.01	-5.4%
Circuit Total	15 MMOD(S)	420	404	573	1.00	-1.9%

JURY STATISTICS

	Trial Begun, No Verdict		Verdict Returned		Total Jury Days	
	Civil	Criminal	Civil	Criminal	Civil	Criminal
Barry County	0	1	1	0	5	1
Lawrence County	0	2	1	3	1	6
Stone County	0	1	1	1	3	2

FY 2020 PROFILE - 39TH CIRCUIT
U.S. Census 2019 Population: 106,096

	Filed	Disposed	Pending End	D/F Ratio	% Change in Filed FY19- FY20
CRIMINAL					
Felony					
Barry County	246	305	263	1.24	-44.5%
Lawrence County	369	415	427	1.12	-33.6%
Stone County	224	243	162	1.08	-28.9%
Circuit Total	839	963	852	1.15	-36.1%
Associate Felony					
Barry County	555	423	358	0.76	-3.6%
Lawrence County	661	469	651	0.71	-3.8%
Stone County	450	354	352	0.79	1.1%
Circuit Total	1,666	1,246	1,361	0.75	-2.5%
Misdemeanors*					
Barry County	654	683	613	1.04	-22.6%
Lawrence County	419	412	868	0.98	2.4%
Stone County	762	710	737	0.93	-2.9%
Circuit Total	1,835	1,805	2,218	0.98	-10.0%
Traffic*					
Barry County	783	795	198	1.02	90.5%
Lawrence County	570	638	590	1.12	0.0%
Stone County	455	479	279	1.05	28.2%
Circuit Total	1,808	1,912	1,067	1.06	35.3%
Ordinance**					
Barry County	12	2	10	0.17	NA
Lawrence County	9	2	48	0.22	800.0%
Stone County	114	101	119	0.89	-39.0%
Circuit Total	135	105	177	0.78	-28.2%
Municipal Cert./Trial de Novo					
Barry County	6	10	6	1.67	NA
Lawrence County	1	1	0	1.00	NA
Stone County	1	1	2	1.00	-50.0%
Circuit Total	8	12	8	1.50	300.0%
Criminal Total	6,291	6,043	5,683	0.96	-4.5%
GRAND TOTALS					
Barry County	4,175	4,006	2,971	0.96	-3.0%
Lawrence County	4,052	3,852	4,005	0.95	-2.5%
Stone County	3,320	3,109	3,033	0.94	-5.1%
TOTAL	11,547	10,967	10,009	0.95	-3.4%

* For additional misdemeanor and/or traffic caseload information see Tables in Fine Collection Center section/tab.

** For information concerning ordinance cases heard in the municipal division, see Tables in Municipal Division section/tab.

FY 2020 PROFILE - 40TH CIRCUIT
 U.S. Census 2019 Population: 81,073

	Filed	Disposed	Pending End	D/F Ratio	% Change in Filed FY19- FY20
CIVIL					
Circuit Civil					
McDonald County	92	83	75	0.90	12.2%
Newton County	242	168	275	0.69	10.5%
Circuit Total	334	251	350	0.75	11.0%
Domestic Relations					
McDonald County	505	514	127	1.02	-1.2%
Newton County	811	779	348	0.96	-4.5%
Circuit Total	1,316	1,293	475	0.98	-3.2%
Associate Civil and Small Claims					
McDonald County	716	658	238	0.92	8.0%
Newton County	2,185	1,635	1,141	0.75	12.0%
Circuit Total	2,901	2,293	1,379	0.79	11.0%
Civil Total	4,551	3,837	2,204	0.84	6.5%

PROBATE

Decedent's estates, incapacitated/disabled estates, minors' estates, mental health petitions and probable cause petitions.

McDonald County	66	72	405	1.09	-19.5%
Newton County	228	207	909	0.91	12.9%
Circuit Total	294	279	1,314	0.95	3.5%

Simple probate/abbreviated matters.

McDonald County	129	129	6	1.00	-11.6%
Newton County	745	737	22	0.99	14.3%
Circuit Total	874	866	28	0.99	9.5%

JUVENILE*

* The D/F ratio and % change for Juvenile cases do not include motion to modify (MMOD) cases.

	Filed Cases Includes:	Filed	Disposed	Pending End	D/F Ratio	% Change
McDonald County	6 MMOD(S)	129	136	112	1.11	-3.9%
Newton County	7 MMOD(S)	226	213	195	0.97	-11.7%
Circuit Total	13 MMOD(S)	355	349	307	1.02	-9.0%

JURY STATISTICS

	Trial Begun, No Verdict		Verdict Returned		Total Jury Days	
	Civil	Criminal	Civil	Criminal	Civil	Criminal
McDonald County	2	4	0	2	2	9
Newton County	1	2	0	3	5	7

FY 2020 PROFILE - 40TH CIRCUIT
U.S. Census 2019 Population: 81,073

	Filed	Disposed	Pending End	D/F Ratio	% Change in Filed FY19- FY20
CRIMINAL					
Felony					
McDonald County	129	148	75	1.15	-18.9%
Newton County	275	282	215	1.03	-19.6%
Circuit Total	404	430	290	1.06	-19.4%
Associate Felony					
McDonald County	307	272	460	0.89	-15.4%
Newton County	893	670	1,006	0.75	5.7%
Circuit Total	1,200	942	1,466	0.79	-0.7%
Misdemeanors*					
McDonald County	795	816	1,814	1.03	-17.4%
Newton County	1,609	1,387	3,088	0.86	-8.9%
Circuit Total	2,404	2,203	4,902	0.92	-11.9%
Traffic*					
McDonald County	669	648	692	0.97	23.7%
Newton County	3,691	3,159	2,561	0.86	60.3%
Circuit Total	4,360	3,807	3,253	0.87	53.3%
Ordinance**					
McDonald County	6	7	16	1.17	100.0%
Newton County	0	0	0	NA	NA
Circuit Total	6	7	16	1.17	100.0%
Municipal Cert./Trial de Novo					
McDonald County	0	0	0	NA	NA
Newton County	0	0	2	NA	-100.0%
Circuit Total	0	0	2	NA	-100.0%
Criminal Total	8,374	7,389	9,929	0.88	14.9%
GRAND TOTALS					
McDonald County	3,543	3,483	4,020	0.98	-2.8%
Newton County	10,905	9,237	9,762	0.85	16.2%
TOTAL	14,448	12,720	13,782	0.88	10.9%

* For additional misdemeanor and/or traffic caseload information see Tables in Fine Collection Center section/tab.

** For information concerning ordinance cases heard in the municipal division, see Tables in Municipal Division section/tab.

FY 2020 PROFILE - 41ST CIRCUIT
U.S. Census 2019 Population: 21,047

	Filed	Disposed	Pending End	D/F Ratio	% Change in Filed FY19- FY20
CIVIL					
Circuit Civil					
Macon County	61	53	57	0.87	7.0%
Shelby County	15	5	15	0.33	66.7%
Circuit Total	76	58	72	0.76	15.2%
Domestic Relations					
Macon County	203	208	81	1.02	-10.2%
Shelby County	85	79	30	0.93	9.0%
Circuit Total	288	287	111	1.00	-5.3%
Associate Civil and Small Claims					
Macon County	462	394	185	0.85	-7.2%
Shelby County	121	113	43	0.93	-6.9%
Circuit Total	583	507	228	0.87	-7.2%
Civil Total	947	852	411	0.90	-5.1%

PROBATE

Decedent's estates, incapacitated/disabled estates, minors' estates, mental health petitions and probable cause petitions.

Macon County	42	46	227	1.10	-22.2%
Shelby County	17	10	112	0.59	70.0%
Circuit Total	59	56	339	0.95	-7.8%

Simple probate/abbreviated matters.

Macon County	80	82	33	1.03	2.6%
Shelby County	36	28	44	0.78	5.9%
Circuit Total	116	110	77	0.95	3.6%

JUVENILE*

* The D/F ratio and % change for Juvenile cases do not include motion to modify (MMOD) cases.

	<u>Filed Cases Includes:</u>	Filed	Disposed	Pending End	D/F Ratio	% Change in Filed FY19- FY20
Macon County	12 MMOD(S)	93	58	127	0.72	55.8%
Shelby County	1 MMOD(S)	16	28	19	1.87	-11.8%
Circuit Total	13 MMOD(S)	109	86	146	0.90	39.1%

JURY STATISTICS

	Trial Begun, No Verdict		Verdict Returned		Total Jury Days	
	Civil	Criminal	Civil	Criminal	Civil	Criminal
Macon County	0	0	0	2	0	2
Shelby County	0	0	0	1	0	2

FY 2020 PROFILE - 41ST CIRCUIT
U.S. Census 2019 Population: 21,047

	Filed	Disposed	Pending End	D/F Ratio	% Change in Filed FY19- FY20
CRIMINAL					
Felony					
Macon County	111	97	52	0.87	0.0%
Shelby County	42	55	23	1.31	-31.1%
Circuit Total	153	152	75	0.99	-11.0%
Associate Felony					
Macon County	165	148	114	0.90	-20.7%
Shelby County	61	53	44	0.87	0.0%
Circuit Total	226	201	158	0.89	-16.0%
Misdemeanors*					
Macon County	301	280	282	0.93	-2.0%
Shelby County	134	143	180	1.07	-27.6%
Circuit Total	435	423	462	0.97	-11.6%
Traffic*					
Macon County	1,010	1,016	400	1.01	112.6%
Shelby County	526	527	264	1.00	37.7%
Circuit Total	1,536	1,543	664	1.00	79.2%
Ordinance**					
Macon County	650	558	511	0.86	8.0%
Shelby County	2	2	0	1.00	0.0%
Circuit Total	652	560	511	0.86	7.9%
Municipal Cert./Trial de Novo					
Macon County	0	0	1	NA	-100.0%
Shelby County	2	2	2	1.00	NA
Circuit Total	2	2	3	1.00	0.0%
Criminal Total	3,004	2,881	1,873	0.96	25.4%
GRAND TOTALS					
Macon County	3,178	2,940	2,070	0.93	18.6%
Shelby County	1,057	1,045	776	0.99	9.0%
TOTAL	4,235	3,985	2,846	0.94	16.0%

* For additional misdemeanor and/or traffic caseload information see Tables in Fine Collection Center section/tab.

** For information concerning ordinance cases heard in the municipal division, see Tables in Municipal Division section/tab.

FY 2020 PROFILE - 42ND CIRCUIT
U.S. Census 2019 Population: 68,761

	Filed	Disposed	Pending End	D/F Ratio	% Change in Filed FY19- FY20
CIVIL					
Circuit Civil					
Crawford County	80	74	93	0.93	0.0%
Dent County	39	57	52	1.46	-47.3%
Iron County	27	25	46	0.93	-10.0%
Reynolds County	17	11	27	0.65	-34.6%
Wayne County	53	42	61	0.79	29.3%
Circuit Total	216	209	279	0.97	-13.9%
Domestic Relations					
Crawford County	396	408	140	1.03	-23.7%
Dent County	291	296	97	1.02	2.8%
Iron County	169	158	93	0.93	-1.2%
Reynolds County	104	78	71	0.75	20.9%
Wayne County	241	208	128	0.86	12.1%
Circuit Total	1,201	1,148	529	0.96	-5.7%
Associate Civil and Small Claims					
Crawford County	691	699	195	1.01	1.6%
Dent County	297	313	90	1.05	-30.0%
Iron County	190	202	66	1.06	-23.7%
Reynolds County	136	138	49	1.01	1.5%
Wayne County	349	346	159	0.99	2.6%
Circuit Total	1,663	1,698	559	1.02	-9.0%
Civil Total	3,080	3,055	1,367	0.99	-8.1%

PROBATE

Decedent's estates, incapacitated/disabled estates, minors' estates, mental health petitions and probable cause petitions.

Crawford County	100	87	434	0.87	-28.6%
Dent County	30	30	277	1.00	-23.1%
Iron County	33	35	217	1.06	22.2%
Reynolds County	21	19	95	0.90	23.5%
Wayne County	30	18	210	0.60	-16.7%
Circuit Total	214	189	1,233	0.88	-17.4%

Simple probate/abbreviated matters.

Crawford County	228	201	20	0.88	-26.7%
Dent County	54	49	19	0.91	3.8%
Iron County	48	35	85	0.73	41.2%
Reynolds County	24	13	21	0.54	33.3%
Wayne County	58	37	32	0.64	-4.9%
Circuit Total	412	335	177	0.81	-13.4%

JUVENILE*

* The D/F ratio and % change for Juvenile cases do not include motion to modify (MMOD) cases.

	Filed Cases Includes:	Filed	Disposed	Pending End	D/F Ratio	% Change
Crawford County	1 MMOD(S)	140	98	153	0.71	69.5%
Dent County	3 MMOD(S)	82	74	87	0.94	36.2%
Iron County	0 MMOD(S)	38	44	45	1.16	-17.4%
Reynolds County	0 MMOD(S)	26	18	39	0.69	36.8%
Wayne County	1 MMOD(S)	59	38	89	0.66	23.4%
Circuit Total	5 MMOD(S)	345	272	413	0.80	34.9%

JURY STATISTICS

	Trial Begun, No Verdict		Verdict Returned		Total Jury Days	
	Civil	Criminal	Civil	Criminal	Civil	Criminal
Crawford County	1	0	1	1	3	2
Dent County	0	0	1	1	3	1
Iron County	0	0	0	3	0	3
Reynolds County	0	0	0	1	0	1
Wayne County	0	0	0	0	0	0

FY 2020 PROFILE - 42ND CIRCUIT
U.S. Census 2019 Population: 68,761

		Filed	Disposed	Pending End	D/F Ratio	% Change in Filed FY19- FY20
CRIMINAL						
Felony						
	Crawford County	313	293	243	0.94	-8.2%
	Dent County	190	200	57	1.05	-8.2%
	Iron County	105	71	103	0.68	12.9%
	Reynolds County	55	55	40	1.00	-16.7%
	Wayne County	146	130	72	0.89	-9.9%
	Circuit Total	809	749	515	0.93	-6.9%
Associate Felony						
	Crawford County	433	327	423	0.76	-0.2%
	Dent County	249	245	130	0.98	-7.1%
	Iron County	138	140	79	1.01	-10.4%
	Reynolds County	82	72	44	0.88	-10.9%
	Wayne County	249	215	154	0.86	0.0%
	Circuit Total	1,151	999	830	0.87	-3.8%
Misdemeanors*						
	Crawford County	1,254	996	1,184	0.79	9.9%
	Dent County	388	421	250	1.09	-41.7%
	Iron County	217	197	166	0.91	17.3%
	Reynolds County	195	177	113	0.91	5.4%
	Wayne County	800	658	684	0.82	19.6%
	Circuit Total	2,854	2,449	2,397	0.86	0.3%
Traffic*						
	Crawford County	2,403	2,228	1,336	0.93	61.8%
	Dent County	640	702	295	1.10	-38.5%
	Iron County	290	286	229	0.99	68.6%
	Reynolds County	127	133	41	1.05	2.4%
	Wayne County	1,244	1,222	896	0.98	4.5%
	Circuit Total	4,704	4,571	2,797	0.97	17.2%
Ordinance**						
	Crawford County	277	157	538	0.57	3.7%
	Dent County	197	192	163	0.97	-32.5%
	Iron County	386	368	299	0.95	53.2%
	Reynolds County	98	137	19	1.40	-45.6%
	Wayne County	0	0	0	NA	NA
	Circuit Total	958	854	1,019	0.89	-3.3%
Municipal Cert./Trial de Novo						
	Crawford County	0	0	0	NA	-100.0%
	Dent County	1	2	0	2.00	0.0%
	Iron County	0	0	0	NA	NA
	Reynolds County	1	1	0	1.00	NA
	Wayne County	0	0	0	NA	NA
	Circuit Total	2	3	0	1.50	0.0%
Criminal Total		10,478	9,625	7,558	0.92	5.7%
GRAND TOTALS						
	Crawford County	6,315	5,568	4,759	0.88	15.2%
	Dent County	2,458	2,581	1,517	1.05	-27.9%
	Iron County	1,641	1,561	1,428	0.95	16.1%
	Reynolds County	886	852	559	0.96	-6.4%
	Wayne County	3,229	2,914	2,485	0.90	7.2%
	TOTAL	14,529	13,476	10,748	0.93	1.9%

* For additional misdemeanor and/or traffic caseload information see Tables in Fine Collection Center section/tab.

** For information concerning ordinance cases heard in the municipal division, see Tables in Municipal Division section/tab.

FY 2020 PROFILE - 43RD CIRCUIT
U.S. Census 2019 Population: 65,459

		Filed	Disposed	Pending End	D/F Ratio	% Change in Filed FY19- FY20
CIVIL						
Circuit Civil						
	Caldwell County	34	32	39	0.94	-10.5%
	Clinton County	87	85	114	0.98	0.0%
	Daviess County	29	20	33	0.69	7.4%
	DeKalb County	44	42	63	0.95	-8.3%
	Livingston County	49	52	43	1.06	-5.8%
	Circuit Total	243	231	292	0.95	-3.6%
Domestic Relations						
	Caldwell County	118	100	74	0.85	42.2%
	Clinton County	187	153	202	0.82	-21.4%
	Daviess County	93	76	47	0.82	20.8%
	DeKalb County	117	99	126	0.85	6.4%
	Livingston County	215	228	74	1.06	-11.9%
	Circuit Total	730	656	523	0.90	-2.9%
Associate Civil and Small Claims						
	Caldwell County	184	159	74	0.86	-12.8%
	Clinton County	492	459	164	0.93	-5.9%
	Daviess County	127	129	51	1.02	-20.1%
	DeKalb County	188	177	76	0.94	-24.8%
	Livingston County	260	254	78	0.98	0.8%
	Circuit Total	1,251	1,178	443	0.94	-10.7%
	Civil Total	2,224	2,065	1,258	0.93	-7.5%

PROBATE

Decedent's estates, incapacitated/disabled estates, minors' estates, mental health petitions and probable cause petitions.

	Caldwell County	22	7	170	0.32	-24.1%
	Clinton County	40	45	269	1.13	-31.0%
	Daviess County	22	9	99	0.41	83.3%
	DeKalb County	20	30	127	1.50	-4.8%
	Livingston County	46	28	244	0.61	43.8%
	Circuit Total	150	119	909	0.79	-1.3%

Simple probate/abbreviated matters.

	Caldwell County	34	24	183	0.71	-8.1%
	Clinton County	33	32	79	0.97	-31.3%
	Daviess County	20	19	26	0.95	-9.1%
	DeKalb County	18	20	15	1.11	5.9%
	Livingston County	79	75	15	0.95	38.6%
	Circuit Total	184	170	318	0.92	1.7%

JUVENILE*

* The D/F ratio and % change for Juvenile cases do not include motion to modify (MMOD) cases.

		Filed Cases Includes:						
	Caldwell County	1	MMOD(S)	20	37	42	1.95	-53.7%
	Clinton County	3	MMOD(S)	47	56	108	1.27	-32.3%
	Daviess County	1	MMOD(S)	20	13	26	0.68	-20.8%
	DeKalb County	0	MMOD(S)	18	30	34	1.67	-33.3%
	Livingston County	4	MMOD(S)	39	29	72	0.83	-22.2%
	Circuit Total	9	MMOD(S)	144	165	282	1.22	-33.2%

JURY STATISTICS

	Trial Begun, No Verdict		Verdict Returned		Total Jury Days	
	Civil	Criminal	Civil	Criminal	Civil	Criminal
Caldwell County	0	0	0	0	0	0
Clinton County	0	0	0	1	0	2
Daviess County	0	1	0	5	0	11
DeKalb County	0	0	0	0	0	0
Livingston County	0	0	0	4	0	4

FY 2020 PROFILE - 43RD CIRCUIT
U.S. Census 2019 Population: 65,459

		Filed	Disposed	Pending End	D/F Ratio	% Change in Filed FY19- FY20
CRIMINAL						
Felony						
	Caldwell County	80	70	27	0.88	-5.9%
	Clinton County	80	79	42	0.99	-33.3%
	Daviess County	93	101	30	1.09	9.4%
	DeKalb County	117	81	67	0.69	33.0%
	Livingston County	169	139	59	0.82	19.9%
	Circuit Total	539	470	225	0.87	3.9%
Associate Felony						
	Caldwell County	118	95	51	0.81	5.4%
	Clinton County	193	161	173	0.83	-1.5%
	Daviess County	96	100	82	1.04	-14.3%
	DeKalb County	171	148	109	0.87	11.0%
	Livingston County	284	237	119	0.83	9.2%
	Circuit Total	862	741	534	0.86	3.4%
Misdemeanors*						
	Caldwell County	371	256	335	0.69	53.9%
	Clinton County	494	420	572	0.85	2.9%
	Daviess County	267	187	846	0.70	20.3%
	DeKalb County	367	280	512	0.76	32.0%
	Livingston County	476	363	389	0.76	22.4%
	Circuit Total	1,975	1,506	2,654	0.76	22.7%
Traffic*						
	Caldwell County	1,084	1,015	704	0.94	148.1%
	Clinton County	1,666	1,495	1,422	0.90	130.4%
	Daviess County	854	787	2,655	0.92	95.4%
	DeKalb County	597	584	691	0.98	117.1%
	Livingston County	1,560	1,441	585	0.92	45.4%
	Circuit Total	5,761	5,322	6,057	0.92	95.6%
Ordinance**						
	Caldwell County	396	377	186	0.95	-27.9%
	Clinton County	0	1	0	NA	-100.0%
	Daviess County	58	65	179	1.12	-27.5%
	DeKalb County	13	18	9	1.38	-7.1%
	Livingston County	645	594	256	0.92	4.2%
	Circuit Total	1,112	1,055	630	0.95	-12.2%
Municipal Cert./Trial de Novo						
	Caldwell County	0	0	0	NA	NA
	Clinton County	6	7	0	1.17	50.0%
	Daviess County	0	0	0	NA	NA
	DeKalb County	0	0	0	NA	NA
	Livingston County	0	0	1	NA	-100.0%
	Circuit Total	6	7	1	1.17	20.0%
Criminal Total		10,255	9,101	10,101	0.89	42.8%
GRAND TOTALS						
	Caldwell County	2,461	2,172	1,885	0.88	32.0%
	Clinton County	3,325	2,993	3,145	0.90	30.5%
	Daviess County	1,679	1,506	4,074	0.90	33.5%
	DeKalb County	1,670	1,509	1,829	0.90	30.3%
	Livingston County	3,822	3,440	1,935	0.90	20.4%
	TOTAL	12,957	11,620	12,868	0.90	28.0%

* For additional misdemeanor and/or traffic caseload information see Tables in Fine Collection Center section/tab.

** For information concerning ordinance cases heard in the municipal division, see Tables in Municipal Division section/tab.

FY 2020 PROFILE - 44TH CIRCUIT
U.S. Census 2019 Population: 40,648

	Filed	Disposed	Pending End	D/F Ratio	% Change in Filed FY19- FY20
CIVIL					
Circuit Civil					
Douglas County	45	46	41	1.02	9.8%
Ozark County	32	46	29	1.44	-63.2%
Wright County	61	53	68	0.87	-12.9%
Circuit Total	138	145	138	1.05	-30.3%
Domestic Relations					
Douglas County	188	187	91	0.99	-12.6%
Ozark County	188	169	99	0.90	22.9%
Wright County	274	274	96	1.00	-7.4%
Circuit Total	650	630	286	0.97	-2.1%
Associate Civil and Small Claims					
Douglas County	185	198	50	1.07	-14.0%
Ozark County	138	129	41	0.93	19.0%
Wright County	344	342	76	0.99	5.8%
Circuit Total	667	669	167	1.00	1.7%
Civil Total	1,455	1,444	591	0.99	-4.2%

PROBATE

Decedent's estates, incapacitated/disabled estates, minors' estates, mental health petitions and probable cause petitions.

Douglas County	21	38	179	1.81	-40.0%
Ozark County	31	32	119	1.03	-24.4%
Wright County	34	42	278	1.24	-22.7%
Circuit Total	86	112	576	1.30	-28.3%

Simple probate/abbreviated matters.

Douglas County	32	30	27	0.94	-20.0%
Ozark County	30	28	6	0.93	-6.3%
Wright County	50	48	23	0.96	-7.4%
Circuit Total	112	106	56	0.95	-11.1%

JUVENILE*

* The D/F ratio and % change for Juvenile cases do not include motion to modify (MMOD) cases.

	Filed Cases Includes:	Filed	Disposed	Pending End	D/F Ratio	% Change in Filed FY19- FY20
Douglas County	0 MMOD(S)	40	41	56	1.03	-21.6%
Ozark County	1 MMOD(S)	28	22	40	0.81	-10.0%
Wright County	2 MMOD(S)	95	89	124	0.96	-28.5%
Circuit Total	3 MMOD(S)	163	152	220	0.95	-24.2%

JURY STATISTICS

	Trial Begun, No Verdict		Verdict Returned		Total Jury Days	
	Civil	Criminal	Civil	Criminal	Civil	Criminal
Douglas County	1	0	0	0	2	0
Ozark County	0	0	0	1	0	2
Wright County	0	0	0	0	0	0

FY 2020 PROFILE - 44TH CIRCUIT
U.S. Census 2019 Population: 40,648

	Filed	Disposed	Pending End	D/F Ratio	% Change in Filed FY19- FY20
CRIMINAL					
Felony					
Douglas County	111	129	64	1.16	-27.9%
Ozark County	55	61	33	1.11	-26.7%
Wright County	238	215	122	0.90	-25.9%
Circuit Total	404	405	219	1.00	-26.5%
Associate Felony					
Douglas County	120	111	105	0.93	10.1%
Ozark County	74	74	57	1.00	-29.5%
Wright County	312	264	200	0.85	-3.7%
Circuit Total	506	449	362	0.89	-5.9%
Misdemeanors*					
Douglas County	296	308	322	1.04	-30.4%
Ozark County	434	415	382	0.96	-6.1%
Wright County	427	361	535	0.85	-16.3%
Circuit Total	1,157	1,084	1,239	0.94	-17.2%
Traffic*					
Douglas County	484	486	550	1.00	47.6%
Ozark County	680	668	543	0.98	16.6%
Wright County	1,528	1,622	789	1.06	34.3%
Circuit Total	2,692	2,776	1,882	1.03	31.4%
Ordinance**					
Douglas County	247	233	84	0.94	-3.5%
Ozark County	27	27	12	1.00	-10.0%
Wright County	27	2	25	0.07	NA
Circuit Total	301	262	121	0.87	5.2%
Municipal Cert./Trial de Novo					
Douglas County	0	0	0	NA	NA
Ozark County	0	0	0	NA	NA
Wright County	0	0	0	NA	NA
Circuit Total	0	0	0	NA	NA
Criminal Total	5,060	4,976	3,823	0.98	5.0%
GRAND TOTALS					
Douglas County	1,769	1,807	1,569	1.02	-5.4%
Ozark County	1,717	1,671	1,361	0.97	0.1%
Wright County	3,390	3,312	2,336	0.98	5.5%
TOTAL	6,876	6,790	5,266	0.99	1.1%

* For additional misdemeanor and/or traffic caseload information see Tables in Fine Collection Center section/tab.

** For information concerning ordinance cases heard in the municipal division, see Tables in Municipal Division section/tab.

FY 2020 PROFILE - 45TH CIRCUIT
 U.S. Census 2019 Population: 77,315

	Filed	Disposed	Pending End	D/F Ratio
CIVIL				
Circuit Civil				
Lincoln County	158	127	192	0.80
Pike County	68	66	51	0.97
Circuit Total	226	193	243	0.85
Domestic Relations				
Lincoln County	960	915	396	0.95
Pike County	271	240	97	0.89
Circuit Total	1,231	1,155	493	0.94
Associate Civil and Small Claims				
Lincoln County	1,262	1,156	569	0.92
Pike County	252	272	75	1.08
Circuit Total	1,514	1,428	644	0.94
Civil Total	2,971	2,776	1,380	0.93

PROBATE

Decedent's estates, incapacitated/disabled estates, minors' estates, mental health petitions and probable cause petitions.

Lincoln County	98	101	546	1.03
Pike County	29	38	218	1.31
Circuit Total	127	139	764	1.09

Simple probate/abbreviated matters.

Lincoln County	109	96	40	0.88
Pike County	57	64	22	1.12
Circuit Total	166	160	62	0.96

JUVENILE*

* The D/F ratio and % change for Juvenile cases do not include motion to modify (MMOD) cases.

	<u>Filed Cases Includes:</u>	Filed	Disposed	Pending End	D/F Ratio
Lincoln County	3 MMOD(S)	154	133	224	0.88
Pike County	0 MMOD(S)	48	42	56	0.88
Circuit Total	3 MMOD(S)	202	175	280	0.88

JURY STATISTICS

	Trial Begun, No Verdict		Verdict Returned		Total Jury Days Civil
	Civil	Criminal	Civil	Criminal	
Lincoln County	1	1	1	2	7
Pike County	1	0	0	1	1

FY 2020 PROFILE - 45TH CIRCUIT
U.S. Census 2019 Population: 77,315

	Filed	Disposed	Pending End	D/F Ratio
CRIMINAL				
Felony				
Lincoln County	363	594	201	1.64
Pike County	175	183	67	1.05
Circuit Total	538	777	268	1.44
Associate Felony				
Lincoln County	498	400	456	0.80
Pike County	321	226	234	0.70
Circuit Total	819	626	690	0.76
Misdemeanors*				
Lincoln County	749	626	974	0.84
Pike County	317	313	321	0.99
Circuit Total	1,066	939	1,295	0.88
Traffic*				
Lincoln County	1,107	1,209	848	1.09
Pike County	294	366	466	1.24
Circuit Total	1,401	1,575	1,314	1.12
Ordinance**				
Lincoln County	657	812	460	1.24
Pike County	338	249	212	0.74
Circuit Total	995	1,061	672	1.07
Municipal Cert./Trial de Novo				
Lincoln County	11	8	7	0.73
Pike County	3	3	0	1.00
Circuit Total	14	11	7	0.79
Criminal Total	4,833	4,989	4,246	1.03
GRAND TOTALS				
Lincoln County	6,126	6,177	4,913	1.01
Pike County	2,173	2,062	1,819	0.95
TOTAL	8,299	8,239	6,732	0.99

* For additional misdemeanor and/or traffic caseload information see Tables in Fine Collection Center section/tab.

** For information concerning ordinance cases heard in the municipal division, see Tables in Municipal Division section/tab.

FY 2020 PROFILE - 46TH CIRCUIT
 U.S. Census 2019 Population: 55,928

	Filed	Disposed	Pending End	D/F Ratio	% Change in Filed FY19- FY20
CIVIL					
Circuit Civil					
Taney County	296	250	345	0.84	17.0%
Circuit Total	296	250	345	0.84	17.0%
Domestic Relations					
Taney County	940	927	380	0.99	-5.3%
Circuit Total	940	927	380	0.99	-5.3%
Associate Civil and Small Claims					
Taney County	1,490	1,290	814	0.87	-16.1%
Circuit Total	1,490	1,290	814	0.87	-16.1%
Civil Total	2,726	2,467	1,539	0.90	-9.8%

PROBATE

Decedent's estates, incapacitated/disabled estates, minors' estates, mental health petitions and probable cause petitions.

Taney County	111	89	583	0.80	-14.0%
Circuit Total	111	89	583	0.80	-14.0%

Simple probate/abbreviated matters.

Taney County	181	157	38	0.87	32.1%
Circuit Total	181	157	38	0.87	32.1%

JUVENILE*

* The D/F ratio and % change for Juvenile cases do not include motion to modify (MMOD) cases.

	Filed Cases Includes:	Filed	Disposed	Pending End	D/F Ratio	% Change in Filed FY19- FY20
Taney County	5 MMOD(S)	242	191	363	0.81	-7.4%
Circuit Total	5 MMOD(S)	242	191	363	0.81	-7.4%

JURY STATISTICS

	Trial Begun, No Verdict		Verdict Returned		Total Jury Days	
	Civil	Criminal	Civil	Criminal	Civil	Criminal
Taney County	0	0	0	1	0	2

FY 2020 PROFILE - 46TH CIRCUIT
 U.S. Census 2019 Population: 55,928

	Filed	Disposed	Pending End	D/F Ratio	% Change in Filed FY19- FY20
CRIMINAL					
Felony					
Taney County	568	482	341	0.85	6.4%
Circuit Total	568	482	341	0.85	6.4%
Associate Felony					
Taney County	952	846	862	0.89	12.4%
Circuit Total	952	846	862	0.89	12.4%
Misdemeanors*					
Taney County	1,346	1,432	2,536	1.06	-18.0%
Circuit Total	1,346	1,432	2,536	1.06	-18.0%
Traffic*					
Taney County	1,434	1,471	585	1.03	25.0%
Circuit Total	1,434	1,471	585	1.03	25.0%
Ordinance**					
Taney County	200	165	119	0.83	-16.7%
Circuit Total	200	165	119	0.83	-16.7%
Municipal Cert./Trial de Novo					
Taney County	6	3	9	0.50	200.0%
Circuit Total	6	3	9	0.50	200.0%
Criminal Total	4,506	4,399	4,452	0.98	2.2%
GRAND TOTALS					
Taney County	7,766	7,303	6,975	0.94	-2.4%
TOTAL	7,766	7,303	6,975	0.94	-2.4%

* For additional misdemeanor and/or traffic caseload information see Tables in Fine Collection Center section/tab.

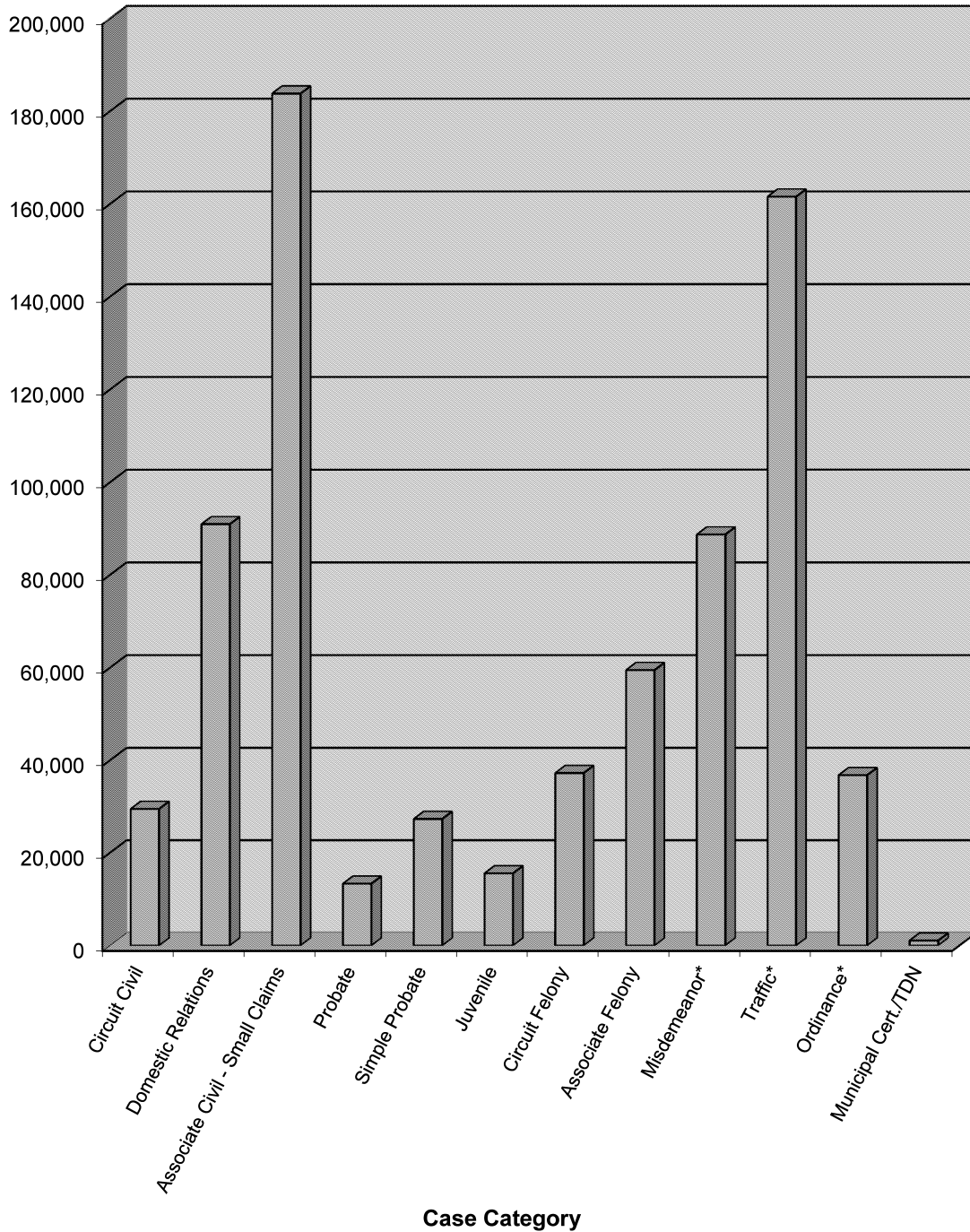
** For information concerning ordinance cases heard in the municipal division, see Tables in Municipal Division section/tab.

“THIS PAGE WAS INTENTIONALLY LEFT BLANK.”

CIRCUIT COURT

Cases Filed

FY 2020 Total Cases Filed Statewide by Case Category



*Misdemeanor, Traffic and Ordinance counts do not include cases processed by the Fine Collection Center.

Table 27
Associate Court, FY 2020
Tort Cases Filed by Case Type

Cir. No.	County	Employment		Personal Inj	Personal Inj	Personal Inj	Personal Inj	Personal Inj	Property	Wrongful	Bulk	Other	Total Cases
		Asbestos	Discrim	Vehicular	Fed-Empt Liab	Malpractice	Prod Liability	Other	Damage	Death	Damages		
1	Clark	0	0	0	0	0	0	0	2	0	0	0	2
	Schulyer	0	0	0	0	0	0	0	0	0	0	0	0
	Scotland	0	0	0	0	0	0	0	0	0	0	0	0
	Circuit Total	0	0	0	0	0	0	0	2	0	0	0	2
2	Adair	0	0	0	0	0	0	1	7	0	0	3	11
	Knox	0	0	0	0	0	0	0	0	0	0	0	0
	Lewis	0	0	1	0	0	0	0	0	0	0	1	2
	Circuit Total	0	0	1	0	0	0	1	7	0	0	4	13
3	Grundy	0	0	0	0	0	0	0	1	0	0	0	1
	Harrison	0	0	0	0	0	0	0	0	0	0	0	0
	Mercer	0	0	0	0	0	0	0	0	0	0	0	0
	Putnam	0	0	0	0	0	0	0	0	0	0	0	0
Circuit Total	0	0	0	0	0	0	0	1	0	0	0	1	
4	Atchison	0	0	0	0	0	0	0	0	0	0	0	0
	Gentry	0	0	0	0	0	0	0	4	0	0	0	4
	Holt	0	0	0	0	0	0	0	0	0	0	1	1
	Nodaway	0	0	0	0	0	0	0	3	0	0	1	4
	Worth	0	0	0	0	0	0	0	0	0	0	0	0
Circuit Total	0	0	0	0	0	0	0	7	0	0	2	9	
5	Andrew	0	0	7	0	0	0	0	3	0	0	0	10
	Buchanan	0	0	5	0	0	0	0	53	0	0	2	60
	Circuit Total	0	0	12	0	0	0	0	56	0	0	2	70
6	Platte	0	0	0	0	0	0	0	19	0	0	3	22
	Circuit Total	0	0	0	0	0	0	0	19	0	0	3	22
7	Clay	0	0	13	0	0	0	3	85	0	0	26	127
	Circuit Total	0	0	13	0	0	0	3	85	0	0	26	127
8	Carroll	0	0	0	0	0	0	0	3	0	0	0	3
	Ray	0	0	1	0	0	0	1	6	0	0	0	8
	Circuit Total	0	0	1	0	0	0	1	9	0	0	0	11
9	Chariton	0	0	0	0	0	0	0	0	0	0	0	0
	Linn	0	0	0	0	0	0	1	1	0	0	0	2
	Sullivan	0	0	0	0	0	0	0	0	0	0	0	0
	Circuit Total	0	0	0	0	0	0	1	1	0	0	0	2
10	Marion	0	0	2	0	0	0	0	5	0	0	3	10
	Monroe	0	0	0	0	0	0	0	0	0	0	0	0
	Ralls	0	0	1	0	0	0	0	2	0	0	0	3
	Circuit Total	0	0	3	0	0	0	0	7	0	0	3	13
11	St. Charles	1	0	16	0	0	1	5	47	0	1	52	123
	Circuit Total	1	0	16	0	0	1	5	47	0	1	52	123
12	Audrain	0	0	0	0	0	0	0	3	0	0	0	3
	Montgomery	0	0	0	0	0	0	0	3	0	0	0	3
	Warren	0	0	3	0	0	0	0	8	0	0	1	12
	Circuit Total	0	0	3	0	0	0	0	14	0	0	1	18
13	Boone	0	0	7	0	0	0	3	50	0	0	11	71
	Callaway	0	0	2	0	0	0	4	10	0	0	3	19
	Circuit Total	0	0	9	0	0	0	7	60	0	0	14	90
14	Howard	0	0	0	0	0	0	0	1	0	0	0	1
	Randolph	0	0	0	0	0	0	0	3	0	0	0	3
	Circuit Total	0	0	0	0	0	0	0	4	0	0	0	4
15	Lafayette	0	0	0	0	0	0	0	3	0	0	1	4
	Saline	0	0	0	0	0	0	0	1	0	0	3	4
	Circuit Total	0	0	0	0	0	0	0	4	0	0	4	8
16	Jackson	0	0	39	0	0	0	22	313	0	0	150	524
	Circuit Total	0	0	39	0	0	0	22	313	0	0	150	524
17	Cass	0	0	1	0	0	0	1	22	0	0	6	30
	Johnson	0	0	0	0	0	0	0	10	0	0	2	12
	Circuit Total	0	0	1	0	0	0	1	32	0	0	8	42
18	Cooper	0	0	0	0	0	0	0	3	0	0	0	3
	Pettis	0	0	0	0	0	0	0	10	0	0	8	18
	Circuit Total	0	0	0	0	0	0	0	13	0	0	8	21
19	Cole	0	0	0	0	0	0	0	12	0	0	10	22
	Circuit Total	0	0	0	0	0	0	0	12	0	0	10	22
20	Franklin	0	0	0	0	0	0	1	15	1	0	29	46
	Gasconade	0	0	0	0	0	0	1	1	0	0	0	2
	Osage	0	0	2	0	0	0	1	2	0	0	0	5
	Circuit Total	0	0	2	0	0	0	3	18	1	0	29	53
21	St. Louis County	0	3	91	0	4	0	28	276	7	5	223	637
	Circuit Total	0	3	91	0	4	0	28	276	7	5	223	637
22	City of St. Louis	0	0	104	0	0	0	23	134	8	3	177	449
	Circuit Total	0	0	104	0	0	0	23	134	8	3	177	449
23	Jefferson	0	0	9	0	0	8	5	28	2	0	30	82
	Circuit Total	0	0	9	0	0	8	5	28	2	0	30	82
24	Madison	0	0	0	0	0	0	0	0	1	0	2	3
	St. Francois	0	0	0	0	0	0	3	11	1	0	8	23
	Ste. Genevieve	0	0	0	0	0	0	0	1	0	0	1	2
	Washington	0	0	2	0	0	0	0	4	0	0	1	7
	Circuit Total	0	0	2	0	0	0	3	16	2	0	12	35

Table 27
Associate Court, FY 2020
Tort Cases Filed by Case Type

Cir. No.	County	Asbestos	Employment Discrim	Personal Inj Vehicular	Personal Inj Fed-Empt Liab	Personal Inj Malpractice	Personal Inj Prod Liability	Personal Inj Other	Property Damage	Wrongful Death	Bulk Damages	Other	Total Cases
25	Maries	0	0	0	0	0	0	0	1	0	0	0	1
	Phelps	0	0	0	0	0	0	1	6	0	0	1	8
	Pulaski	0	0	1	0	0	0	0	8	0	0	6	15
	Texas	0	0	0	0	0	0	1	3	0	0	2	6
	Circuit Total	0	0	1	0	0	0	2	18	0	0	9	30
26	Camden	0	0	1	0	0	0	1	5	0	0	3	10
	Laclede	0	0	1	0	0	0	1	6	0	0	9	17
	Miller	0	0	2	0	0	0	0	3	0	0	1	6
	Moniteau	0	0	0	0	0	1	0	2	0	0	0	3
	Morgan	0	0	1	0	0	0	0	2	0	0	1	4
	Circuit Total	0	0	5	0	0	1	2	18	0	0	14	40
27	Bates	0	0	0	0	0	0	0	1	0	0	0	1
	Henry	0	0	0	0	0	0	0	2	1	0	4	7
	St. Clair	0	0	2	0	0	0	0	1	0	0	2	5
	Circuit Total	0	0	2	0	0	0	0	4	1	0	6	13
28	Barton	0	0	1	0	0	0	0	1	0	0	1	3
	Cedar	0	0	0	0	0	0	0	1	0	0	1	2
	Dade	0	0	0	0	0	0	0	3	0	0	0	3
	Vernon	0	0	0	0	0	0	0	0	0	0	0	0
	Circuit Total	0	0	1	0	0	0	0	5	0	0	2	8
29	Jasper	0	0	12	0	0	0	6	30	0	0	25	73
	Circuit Total	0	0	12	0	0	0	6	30	0	0	25	73
30	Benton	0	0	0	0	0	0	0	1	0	0	1	2
	Dallas	0	0	0	0	0	0	0	1	0	0	0	1
	Hickory	0	0	1	0	0	0	0	0	0	0	0	1
	Polk	0	0	1	0	0	0	1	5	0	0	2	9
	Webster	0	0	2	0	0	0	1	2	0	0	6	11
	Circuit Total	0	0	4	0	0	0	2	9	0	0	9	24
31	Greene	0	0	4	0	0	0	7	126	0	0	52	189
	Circuit Total	0	0	4	0	0	0	7	126	0	0	52	189
32	Bollinger	0	0	0	0	0	0	0	2	0	0	0	2
	Cape Girardeau	0	0	4	0	0	0	4	15	0	0	7	30
	Perry	0	0	1	0	0	0	0	5	0	0	3	9
	Circuit Total	0	0	5	0	0	0	4	22	0	0	10	41
33	Mississippi	0	0	0	0	0	0	0	1	0	0	1	2
	Scott	0	0	1	0	0	0	0	5	0	0	6	12
	Circuit Total	0	0	1	0	0	0	0	6	0	0	7	14
34	New Madrid	0	0	0	0	0	0	0	6	1	0	1	8
	Pemiscot	0	0	3	0	0	0	0	7	0	0	4	14
	Circuit Total	0	0	3	0	0	0	0	13	1	0	5	22
35	Dunklin	0	0	6	0	0	0	0	4	0	0	3	13
	Stoddard	0	0	1	0	0	0	0	1	0	0	0	2
	Circuit Total	0	0	7	0	0	0	0	5	0	0	3	15
36	Butler	0	0	3	0	0	0	0	11	0	0	4	18
	Ripley	0	0	0	0	0	0	1	1	0	0	0	2
	Circuit Total	0	0	3	0	0	0	1	12	0	0	4	20
37	Carter	0	0	1	0	0	0	1	0	0	0	0	2
	Howell	0	0	0	0	0	0	1	4	0	0	2	7
	Oregon	0	0	1	0	0	0	0	1	0	0	2	4
	Shannon	0	0	1	0	0	0	0	1	0	0	0	2
	Circuit Total	0	0	3	0	0	0	2	6	0	0	4	15
38	Christian	0	0	1	0	0	0	0	11	0	0	12	24
	Circuit Total	0	0	1	0	0	0	0	11	0	0	12	24
39	Barry	0	0	1	0	0	0	1	5	0	0	2	9
	Lawrence	0	0	6	0	0	0	2	4	0	0	2	14
	Stone	0	0	1	0	0	0	0	1	0	1	11	14
	Circuit Total	0	0	8	0	0	0	3	10	0	1	15	37
40	McDonald	0	0	0	0	0	0	0	2	0	0	2	4
	Newton	0	0	1	0	0	0	0	13	0	0	6	20
	Circuit Total	0	0	1	0	0	0	0	15	0	0	8	24
41	Macon	0	0	0	0	0	0	0	0	0	0	1	1
	Shelby	0	0	0	0	0	0	0	0	0	0	1	1
	Circuit Total	0	0	0	0	0	0	0	0	0	0	2	2
42	Crawford	0	0	1	0	0	0	0	5	0	0	4	10
	Dent	0	0	1	0	0	0	0	1	0	0	2	4
	Iron	0	0	0	0	0	0	0	0	0	0	0	0
	Reynolds	0	0	0	0	0	0	0	2	0	0	3	5
	Wayne	0	0	0	0	0	0	0	1	0	0	0	1
	Circuit Total	0	0	2	0	0	0	0	9	0	0	9	20
43	Caldwell	0	0	0	0	0	0	0	0	0	0	0	0
	Clinton	0	0	1	0	0	0	0	4	0	0	4	9
	Daviess	0	0	0	0	0	0	0	1	0	0	0	1
	DeKalb	0	0	0	0	0	0	0	2	0	0	1	3
	Livingston	0	0	0	0	0	0	0	1	0	0	2	3
	Circuit Total	0	0	1	0	0	0	0	8	0	0	7	16
44	Douglas	0	0	1	0	0	0	0	0	0	0	0	1
	Ozark	0	0	0	0	0	0	0	0	0	0	0	0
	Wright	0	0	1	0	0	0	1	5	0	0	1	8
	Circuit Total	0	0	2	0	0	0	1	5	0	0	1	9
45	Lincoln	0	0	1	0	0	0	0	3	0	1	5	10
	Pike	0	0	0	0	0	0	0	4	0	0	1	5
	Circuit Total	0	0	1	0	0	0	0	7	0	1	6	15
46	Taney	0	0	2	0	0	0	4	8	0	0	9	23
	Circuit Total	0	0	2	0	0	0	4	8	0	0	9	23
STATE TOTAL		1	3	375	0	4	10	137	1,512	22	11	977	3,052

Table 28
Associate Court, FY 2020
Contract Cases Filed by Case Type

Cir. No.	County	Breach of Contract	Promissory Note	Specific Performance	Suit on Account	Contract Account	Other	Total Cases
1	Clark	13	1	0	56	3	8	81
	Schulyer	16	2	0	73	0	0	91
	Scotland	10	1	0	45	0	6	62
	Circuit Total	39	4	0	174	3	14	234
2	Adair	113	14	1	570	0	13	711
	Knox	6	0	0	63	0	3	72
	Lewis	41	1	0	111	0	10	163
	Circuit Total	160	15	1	744	0	26	946
3	Grundy	35	3	0	70	0	15	123
	Harrison	19	1	0	201	1	7	229
	Mercer	3	3	0	28	0	9	43
	Putnam	8	0	0	50	0	2	60
	Circuit Total	65	7	0	349	1	33	455
4	Atchison	13	4	0	53	0	8	78
	Gentry	17	3	0	81	0	9	110
	Holt	17	5	0	55	0	12	89
	Nodaway	45	9	0	188	0	20	262
	Worth	6	1	0	25	0	1	33
	Circuit Total	98	22	0	402	0	50	572
5	Andrew	56	5	0	307	10	15	393
	Buchanan	696	139	0	1,629	18	40	2,522
	Circuit Total	752	144	0	1,936	28	55	2,915
6	Platte	405	42	0	937	60	131	1,575
	Circuit Total	405	42	0	937	60	131	1,575
7	Clay	1,178	82	1	2,783	211	369	4,624
	Circuit Total	1,178	82	1	2,783	211	369	4,624
8	Carroll	32	3	1	115	2	9	162
	Ray	109	5	0	450	19	32	615
	Circuit Total	141	8	1	565	21	41	777
9	Chariton	24	6	0	136	1	4	171
	Linn	35	6	0	219	9	12	281
	Sullivan	24	2	0	131	4	14	175
	Circuit Total	83	14	0	486	14	30	627
10	Marion	295	7	0	758	17	34	1,111
	Monroe	45	5	1	114	0	7	172
	Ralls	39	0	0	70	9	14	132
	Circuit Total	379	12	1	942	26	55	1,415
11	St. Charles	1,355	77	1	3,137	890	357	5,817
	Circuit Total	1,355	77	1	3,137	890	357	5,817
12	Audrain	196	24	0	170	1	26	417
	Montgomery	67	8	0	124	9	8	216
	Warren	228	4	1	322	44	31	630
	Circuit Total	491	36	1	616	54	65	1,263
13	Boone	965	87	1	1,352	0	2	2,407
	Callaway	320	49	0	378	33	26	806
	Circuit Total	1,285	136	1	1,730	33	28	3,213
14	Howard	53	9	0	90	2	8	162
	Randolph	244	45	0	739	1	19	1,048
	Circuit Total	297	54	0	829	3	27	1,210
15	Lafayette	165	23	0	264	2	25	479
	Saline	226	43	0	268	0	25	562
	Circuit Total	391	66	0	532	2	50	1,041
16	Jackson	5,363	230	5	7,348	0	1,087	14,033
	Circuit Total	5,363	230	5	7,348	0	1,087	14,033
17	Cass	583	31	0	1,100	0	143	1,857
	Johnson	324	33	0	425	0	40	822
	Circuit Total	907	64	0	1,525	0	183	2,679
18	Cooper	182	7	0	154	9	17	369
	Pettis	353	135	0	530	0	33	1,051
	Circuit Total	535	142	0	684	9	50	1,420
19	Cole	501	33	0	782	2	44	1,362
	Circuit Total	501	33	0	782	2	44	1,362
20	Franklin	458	21	0	945	148	118	1,690
	Gasconade	69	9	0	175	0	17	270
	Osage	25	4	0	121	1	8	159
	Circuit Total	552	34	0	1,241	149	143	2,119
21	St. Louis County	4,922	402	4	10,159	6,562	1,016	23,065
	Circuit Total	4,922	402	4	10,159	6,562	1,016	23,065
22	City of St. Louis	1,826	204	0	3,970	2,357	362	8,719
	Circuit Total	1,826	204	0	3,970	2,357	362	8,719
23	Jefferson	874	61	2	2,268	570	227	4,002
	Circuit Total	874	61	2	2,268	570	227	4,002
24	Madison	73	14	0	378	1	17	483
	St. Francois	378	53	0	718	38	75	1,262
	Ste. Genevieve	48	9	0	217	26	12	312
	Washington	365	24	0	227	41	25	682
	Circuit Total	864	100	0	1,540	106	129	2,739

Table 28
Associate Court, FY 2020
Contract Cases Filed by Case Type

Cir. No.	County	Breach of Contract	Promissory Note	Specific Performance	Suit on Account	Contract Account	Other	Total Cases
25	Maries	22	11	0	86	2	8	129
	Phelps	178	18	0	488	0	28	712
	Pulaski	154	36	0	423	24	53	690
	Texas	82	11	0	310	0	28	431
	Circuit Total	436	76	0	1,307	26	117	1,962
26	Camden	307	17	0	569	0	54	947
	Laclede	251	58	0	369	0	81	759
	Miller	123	15	1	244	0	33	416
	Monteau	55	4	0	123	0	10	192
	Morgan	105	10	0	178	0	25	318
	Circuit Total	841	104	1	1,483	0	203	2,632
	27	Bates	44	5	0	177	10	21
Henry		116	8	0	205	6	17	352
St. Clair		35	3	0	73	0	12	123
Circuit Total		195	16	0	455	16	50	732
28	Barton	45	10	0	108	1	19	183
	Cedar	47	10	0	143	6	17	223
	Dade	32	3	0	67	5	5	112
	Vernon	79	16	0	165	13	25	298
	Circuit Total	203	39	0	483	25	66	816
29	Jasper	1,000	94	1	2,210	0	162	3,467
	Circuit Total	1,000	94	1	2,210	0	162	3,467
30	Benton	115	9	0	185	0	22	331
	Dallas	56	14	0	163	10	16	259
	Hickory	39	2	0	58	0	15	114
	Polk	136	18	0	233	0	36	423
	Webster	223	30	0	420	0	48	721
	Circuit Total	569	73	0	1,059	10	137	1,848
31	Greene	1,789	402	0	3,070	198	358	5,817
	Circuit Total	1,789	402	0	3,070	198	358	5,817
32	Bollinger	53	6	0	89	0	14	162
	Cape Girardeau	395	64	2	1,068	93	87	1,709
	Perry	59	26	0	322	12	21	440
	Circuit Total	507	96	2	1,479	105	122	2,311
33	Mississippi	68	9	0	121	15	14	227
	Scott	260	52	2	399	52	68	833
Circuit Total	328	61	2	520	67	82	1,060	
34	New Madrid	92	14	1	203	0	19	329
	Pemiscot	85	45	0	182	0	11	323
Circuit Total	177	59	1	385	0	30	652	
35	Dunklin	188	36	0	487	0	24	735
	Stoddard	208	23	1	476	22	33	763
	Circuit Total	396	59	1	963	22	57	1,498
36	Butler	267	59	0	1,096	44	49	1,515
	Ripley	46	11	0	214	11	5	287
Circuit Total	313	70	0	1,310	55	54	1,802	
37	Carter	22	2	0	86	4	5	119
	Howell	275	67	0	511	0	39	892
	Oregon	25	3	0	62	0	12	102
	Shannon	22	5	0	67	0	10	104
	Circuit Total	344	77	0	726	4	66	1,217
38	Christian	447	63	0	852	0	103	1,465
	Circuit Total	447	63	0	852	0	103	1,465
39	Barry	187	28	0	320	7	43	585
	Lawrence	160	28	0	313	38	42	581
	Stone	117	8	1	173	27	26	352
	Circuit Total	464	64	1	806	72	111	1,518
40	McDonald	77	11	0	434	16	27	565
	Newton	260	51	0	1,444	0	81	1,836
Circuit Total	337	62	0	1,878	16	108	2,401	
41	Macon	129	13	1	270	0	12	425
	Shelby	18	6	0	44	0	2	70
	Circuit Total	147	19	1	314	0	14	495
42	Crawford	116	11	0	255	2	32	416
	Dent	59	14	0	148	0	23	244
	Iron	46	5	0	79	5	9	144
	Reynolds	21	4	0	69	0	10	104
	Wayne	60	11	0	196	0	14	281
	Circuit Total	302	45	0	747	7	88	1,189
43	Caldwell	18	3	1	111	7	10	150
	Clinton	79	8	0	253	14	26	380
	Daviess	26	2	0	70	4	5	107
	DeKalb	36	3	0	110	3	8	160
	Livingston	63	3	0	128	0	17	211
	Circuit Total	222	19	1	672	28	66	1,008
44	Douglas	39	7	0	82	0	14	142
	Ozark	29	7	0	59	0	13	108
	Wright	87	15	0	138	0	20	260
	Circuit Total	155	29	0	279	0	47	510
45	Lincoln	261	15	0	568	88	78	1,010
	Pike	78	5	0	114	0	11	208
Circuit Total	339	20	0	682	88	89	1,218	
46	Taney	246	10	0	606	21	65	948
	Circuit Total	246	10	0	606	21	65	948
STATE TOTAL		33,220	3,546	29	67,965	11,861	6,767	123,388

Table 29
Associate Court, FY 2020
Administrative Review Cases Filed by Case Type

Cir. No.	County	Refus Breath 302.750/577.04	Limit Dr Priv 302.309 RSMo	Drivers License Revocation	Petition for SATOP Review	TDN of DOR Decision	Chapter 536 State Agcy Rvw	Other	Total Cases
1	Clark	2	1	1	0	0	0	0	4
	Schulyer	0	0	0	0	0	0	0	0
	Scotland	0	0	0	0	0	0	0	0
	Circuit Total	2	1	1	0	0	0	0	4
2	Adair	0	0	3	0	0	0	0	3
	Knox	0	0	0	0	0	0	0	0
	Lewis	3	2	2	0	0	0	1	8
	Circuit Total	3	2	5	0	0	0	1	11
3	Grundy	0	2	0	1	0	0	0	3
	Harrison	4	1	1	0	1	0	0	7
	Mercer	0	1	0	0	0	0	1	2
	Putnam	0	0	1	0	0	0	0	1
	Circuit Total	4	4	2	1	1	0	1	13
4	Atchison	2	0	2	0	0	0	0	4
	Gentry	2	1	0	0	0	0	1	4
	Holt	1	0	1	0	1	0	0	3
	Nodaway	9	3	8	12	0	1	0	33
	Worth	1	1	0	0	0	0	0	2
		Circuit Total	15	5	11	12	1	1	1
5	Andrew	1	0	0	0	0	2	2	5
	Buchanan	3	13	15	37	3	0	3	74
		Circuit Total	4	13	15	37	3	2	5
6	Platte	35	10	19	0	21	1	2	88
		Circuit Total	35	10	19	0	21	1	2
7	Clay	171	8	7	15	7	0	3	211
		Circuit Total	171	8	7	15	7	0	3
8	Carroll	2	1	0	0	2	0	0	5
	Ray	2	1	2	0	1	0	1	7
		Circuit Total	4	2	2	0	3	0	1
9	Chariton	0	1	0	0	0	0	2	3
	Linn	0	1	1	0	0	0	0	2
	Sullivan	1	0	0	0	0	0	1	2
		Circuit Total	1	2	1	0	0	0	3
10	Marion	12	7	6	1	2	0	3	31
	Monroe	0	3	1	0	0	0	0	4
	Ralls	3	3	1	0	0	0	0	7
		Circuit Total	15	13	8	1	2	0	3
11	St. Charles	398	22	11	209	5	0	0	645
		Circuit Total	398	22	11	209	5	0	0
12	Audrain	4	5	5	1	0	0	7	22
	Montgomery	3	1	1	0	0	0	0	5
	Warren	21	0	8	1	2	0	1	33
		Circuit Total	28	6	14	2	2	0	8
13	Boone	77	61	9	6	7	0	1	161
	Callaway	8	16	15	0	0	0	4	43
		Circuit Total	85	77	24	6	7	0	5
14	Howard	1	0	2	0	0	0	2	5
	Randolph	6	8	3	1	0	0	0	18
		Circuit Total	7	8	5	1	0	0	2
15	Lafayette	0	0	0	2	0	0	0	2
	Saline	1	0	1	0	0	0	0	2
		Circuit Total	1	0	1	2	0	0	0
16	Jackson	306	46	86	27	40	1	29	535
		Circuit Total	306	46	86	27	40	1	29
17	Cass	54	8	14	8	13	1	6	104
	Johnson	0	0	0	7	0	0	0	7
		Circuit Total	54	8	14	15	13	1	6
18	Cooper	3	2	6	0	2	0	1	12
	Pettis	3	8	10	7	3	0	9	40
		Circuit Total	6	10	16	7	3	0	10
19	Cole	11	18	31	7	2	1	10	80
		Circuit Total	11	18	31	7	2	1	10
20	Franklin	23	13	17	10	22	0	15	100
	Gasconade	6	2	2	1	2	0	3	16
	Osage	2	4	2	0	0	0	1	9
		Circuit Total	31	19	21	11	24	0	19
21	St. Louis County	600	112	163	50	124	3	49	1,101
		Circuit Total	600	112	163	50	124	3	49
22	City of St. Louis	0	0	0	4	0	0	0	4
		Circuit Total	0	0	0	4	0	0	0
23	Jefferson	0	0	0	28	0	0	2	30
		Circuit Total	0	0	0	28	0	0	2
24	Madison	3	2	0	0	0	0	1	6
	St. Francois	34	5	15	1	1	0	2	58
	Ste. Genevieve	9	3	3	1	2	0	1	19
	Washington	5	1	3	3	2	0	3	14
		Circuit Total	51	11	21	2	5	0	7

Table 29
Associate Court, FY 2020
Administrative Review Cases Filed by Case Type

Cir. No.	County	Refus Breath 302.750/577.04	Limit Dr Priv 302.309 RSMo	Drivers License Revocation	Petition for SATOP Review	TDN of DOR Decision	Chapter 536 State Agcy Rvw	Other	Total Cases
25	Maries	0	0	1	0	1	0	0	2
	Phelps	7	2	7	0	2	0	0	18
	Pulaski	10	1	3	0	2	1	51	68
	Texas	5	1	5	0	1	0	0	12
	Circuit Total	22	4	16	0	6	1	51	100
26	Camden	17	2	17	15	2		7	60
	Laclede	1	0	5	0	0	1	1	8
	Miller	12	2	12	1	8	0	1	36
	Moniteau	2	1	0	0	0	0	0	3
	Morgan	0	0	0	0	0	0	0	0
	Circuit Total	32	5	34	16	10	1	9	107
	27	Bates	5	0	0	0	0	0	3
Henry		2	3	1	4	2	0	1	13
St. Clair		2	1	0	0	2	0	1	6
Circuit Total		9	4	1	4	4	0	5	27
28	Barton	0	1	2	1	0	0	1	5
	Cedar	1	0	3	3	0	0	2	9
	Dade	0	1	0	0	0	0	0	1
	Vernon	2	1	3	1	0	0	0	7
	Circuit Total	3	3	8	5	0	0	3	22
29	Jasper	60	26	79	51	22	0	24	262
	Circuit Total	60	26	79	51	22	0	24	262
30	Benton	7	3	4	1	0	0	2	17
	Dallas	1	1	1	0	0	0	1	4
	Hickory	1	1	0	0	0	0	0	2
	Polk	1	5	2	2	1	0	1	12
	Webster	5	4	5	0	1	0	1	16
	Circuit Total	15	14	12	3	2	0	5	51
31	Greene	0	0	0	58	0	0	0	58
	Circuit Total	0	0	0	58	0	0	0	58
32	Bollinger	1	2	1	0	0	0	0	4
	Cape Girardeau	10	4	5	4	0	0	1	24
	Perry	3	1	6	0	0	1	1	12
	Circuit Total	14	7	12	4	0	1	2	40
33	Mississippi	1	0	2	0	1	0	0	4
	Scott	5	8	5	0	3	1	0	22
	Circuit Total	6	8	7	0	4	1	0	26
34	New Madrid	1	2	4	0	0	0	0	7
	Pemiscot	1	0	0	0	0	0	0	1
	Circuit Total	2	2	4	0	0	0	0	8
35	Dunklin	0	0	0	0	0	0	0	0
	Stoddard	0	0	0	0	0	0	0	0
	Circuit Total	0	0	0	0	0	0	0	0
36	Butler	17	1	4	0	7	0	0	29
	Ripley	3	0	1	0	1	0	1	6
	Circuit Total	20	1	5	0	8	0	1	35
37	Carter	8	3	0	0	1	0	0	12
	Howell	2	2	5	0	3	0	32	44
	Oregon	0	1	1	0	1	0	1	4
	Shannon	15	0	2	0	1	0	1	19
	Circuit Total	25	6	8	0	6	0	34	79
38	Christian	13	22	9	3	1	0	1	49
	Circuit Total	13	22	9	3	1	0	1	49
39	Barry	9	2	12	5	0	0	0	28
	Lawrence	4	1	4	1	1	0	2	13
	Stone	5	9	4	0	0	0	2	20
	Circuit Total	18	12	20	6	1	0	4	61
40	McDonald	1	1	2	1	0	0	0	5
	Newton	13	7	12	5	10	0	0	47
	Circuit Total	14	8	14	6	10	0	0	52
41	Macon	0	0	0	0	0	0	2	2
	Shelby	0	4	2	0	0	0	1	7
	Circuit Total	0	4	2	0	0	0	3	9
42	Crawford	13	3	12	2	7	0	1	38
	Dent	2	0	0	0	0	0	0	2
	Iron	1	1	2	0	1	0	1	6
	Reynolds	0	0	4	0	2	1	0	7
	Wayne	0	0	0	0	4	0	1	5
	Circuit Total	16	4	18	2	14	1	3	58
43	Caldwell	3	0	3	0	2	0	0	8
	Clinton	11	5	0	10	2	0	0	28
	Daviess	1	0	1	0	0	0	2	4
	DeKalb	1	0	1	0	0	0	0	2
	Livingston	1	1	3	0	0	0	1	6
	Circuit Total	17	6	8	10	4	0	3	48
44	Douglas	1	0	4	0	0	0	0	5
	Ozark	0	0	0	0	0	0	1	1
	Wright	3	1	2	0	0	0	2	8
	Circuit Total	4	1	6	0	0	0	3	14
45	Lincoln	12	2	11	0	0	0	3	28
	Pike	1	0	1	0	0	0	0	2
	Circuit Total	13	2	12	0	0	0	3	30
46	Taney	5	15	19	0	0	0	0	39
	Circuit Total	5	15	19	0	0	0	0	39
STATE TOTAL		2,140	551	772	605	355	15	321	4,759

Table 30
Associate Court, FY 2020
Real Estate Cases Filed by Case Type

Cir. No.	County	Application-Enforce	Landlord Complaint	Landlord Actions	Partition	Quiet Title	Rent and Possession	Unlawful Detainer	Foreclosure	Other	Total Cases
		Mechanic's Lien									
1	Clark	0	1	0	0	0	5	0	0	0	6
	Schulyer	0	0	0	0	0	0	1	0	0	1
	Scotland	0	0	0	0	0	0	0	0	0	0
	Circuit Total	0	1	0	0	0	5	1	0	0	7
2	Adair	0	21	0	0	0	15	17	0	0	53
	Knox	0	0	0	0	0	0	1	0	0	1
	Lewis	0	0	0	0	0	5	5	0	0	10
	Circuit Total	0	21	0	0	0	20	23	0	0	64
3	Grundy	0	0	0	0	0	10	3	0	0	13
	Harrison	0	11	0	0	0	1	2	0	0	14
	Mercer	0	6	0	0	0	3	0	0	0	9
	Putnam	0	1	0	0	0	7	0	0	0	8
	Circuit Total	0	18	0	0	0	21	5	0	0	44
4	Atchison	0	0	0	0	0	1	1	0	0	2
	Gentry	0	0	0	0	0	0	2	0	0	2
	Holt	0	2	0	0	0	0	3	0	0	5
	Nodaway	0	4	0	0	0	11	3	0	0	18
	Worth	0	0	0	0	0	0	2	0	0	2
	Circuit Total	0	6	0	0	0	12	11	0	0	29
5	Andrew	0	4	1	0	0	12	8	0	0	25
	Buchanan	0	129	0	0	0	518	141	0	1	789
	Circuit Total	0	133	1	0	0	530	149	0	1	814
6	Platte	1	14	1	0	0	537	44	0	2	599
	Circuit Total	1	14	1	0	0	537	44	0	2	599
7	Clay	2	42	1	0	0	1,547	109	1	4	1,706
	Circuit Total	2	42	1	0	0	1,547	109	1	4	1,706
8	Carroll	0	2	0	0	0	8	0	0	0	10
	Ray	0	22	0	0	0	27	14	0	0	63
	Circuit Total	0	24	0	0	0	35	14	0	0	73
9	Chariton	0	0	0	0	0	4	2	0	0	6
	Linn	0	2	0	0	0	4	3	0	0	9
	Sullivan	0	1	0	0	0	8	1	0	0	10
	Circuit Total	0	3	0	0	0	16	6	0	0	25
10	Marion	0	5	0	0	0	53	38	0	0	96
	Monroe	0	1	0	0	0	3	2	0	0	6
	Ralls	0	0	0	0	0	3	4	0	0	7
	Circuit Total	0	6	0	0	0	59	44	0	0	109
11	St. Charles	3	146	627	0	1	430	103	0	36	1,346
	Circuit Total	3	146	627	0	1	430	103	0	36	1,346
12	Audrain	0	1	0	0	0	14	39	0	2	56
	Montgomery	0	0	0	0	0	14	3	0	0	17
	Warren	0	0	7	0	0	64	35	0	2	108
	Circuit Total	0	1	7	0	0	92	77	0	4	181
13	Boone	1	39	0	0	0	1,004	135	0	1	1,180
	Callaway	0	3	0	0	0	120	24	0	2	149
	Circuit Total	1	42	0	0	0	1,124	159	0	3	1,329
14	Howard	0	2	0	0	0	17	4	0	0	23
	Randolph	0	0	0	0	0	93	5	0	1	99
	Circuit Total	0	2	0	0	0	110	9	0	1	122
15	Lafayette	0	87	0	0	1	20	11	0	0	119
	Saline	0	4	0	0	0	14	23	0	0	41
	Circuit Total	0	91	0	0	1	34	34	0	0	160
16	Jackson	5	1,182	0	0	4	5,568	731	0	20	7,510
	Circuit Total	5	1,182	0	0	4	5,568	731	0	20	7,510
17	Cass	0	0	0	0	0	460	43	0	1	504
	Johnson	0	0	0	0	0	0	0	0	1	1
	Circuit Total	0	0	0	0	0	460	43	0	2	505
18	Cooper	0	3	0	0	0	26	6	0	0	35
	Pettis	0	2	0	0	0	199	19	0	0	220
	Circuit Total	0	5	0	0	0	225	25	0	0	255
19	Cole	1	7	0	0	0	265	76	0	0	349
	Circuit Total	1	7	0	0	0	265	76	0	0	349
20	Franklin	0	15	7	0	0	483	90	0	0	595
	Gasconade	0	5	0	0	0	13	7	0	0	25
	Osage	0	1	0	0	0	15	10	0	1	27
	Circuit Total	0	21	7	0	0	511	107	0	1	647
21	St. Louis County	5	113	6,396	0	1	1,212	536	1	63	8,327
	Circuit Total	5	113	6,396	0	1	1,212	536	1	63	8,327
22	City of St. Louis	3	66	2,055	0	0	1,922	262	0	1	4,309
	Circuit Total	3	66	2,055	0	0	1,922	262	0	1	4,309
23	Jefferson	2	18	128	0	0	806	181	0	14	1,149
	Circuit Total	2	18	128	0	0	806	181	0	14	1,149
24	Madison	0	0	0	0	0	16	5	0	0	21
	St. Francois	2	1	0	0	0	190	63	0	1	257
	Ste. Genevieve	0	0	1	0	0	39	7	0	2	49
	Washington	0	1	0	0	0	31	30	0	1	63
	Circuit Total	2	2	1	0	0	276	105	0	4	390

Table 30
Associate Court, FY 2020
Real Estate Cases Filed by Case Type

Cir. No.	County	Application-Enforce								Total Cases	
		Mechanic's Lien	Landlord Complaint	Landlord Actions	Partition	Quiet Title	Rent and Possession	Unlawful Detainer	Foreclosure		Other
25	Maries	0	4	0	0	0	0	5	0	0	9
	Phelps	0	2	0	0	0	122	14	0	2	140
	Pulaski	0	0	12	0	0	114	10	0	2	138
	Texas	0	0	0	0	0	4	4	0	0	8
	Circuit Total	0	6	12	0	0	240	33	0	4	295
26	Camden	1	2	0	0	0	55	60	0	2	120
	Laclede	0	0	0	0	0	42	74	0	0	116
	Miller	0	13	0	0	0	35	11	0	1	60
	Moniteau	0	1	0	0	0	17	1	0	0	19
	Morgan	0	0	0	0	0	13	9	0	0	22
	Circuit Total	1	16	0	0	0	162	155	0	3	337
27	Bates	0	6	0	0	0	21	6	0	0	33
	Henry	0	0	0	0	0	39	23	0	0	62
	St. Clair	0	0	0	0	0	8	5	0	0	13
	Circuit Total	0	6	0	0	0	68	34	0	0	108
28	Barton	0	0	0	0	0	13	4	0	1	18
	Cedar	0	6	0	0	0	9	10	0	0	25
	Dade	0	1	0	0	0	1	1	0	1	4
	Vernon	0	5	0	0	0	14	15	0	1	35
	Circuit Total	0	12	0	0	0	37	30	0	3	82
29	Jasper	0	6	0	1	0	554	86	0	10	657
	Circuit Total	0	6	0	1	0	554	86	0	10	657
30	Benton	0	0	0	0	0	2	24	0	2	28
	Dallas	0	4	0	0	0	21	8	0	0	33
	Hickory	0	0	0	0	0	3	5	0	0	8
	Polk	0	3	0	0	0	57	23	0	1	84
	Webster	0	3	0	0	0	70	11	0	0	84
	Circuit Total	0	10	0	0	0	153	71	0	3	237
31	Greene	2	2	0	0	0	2,301	193	0	47	2,545
	Circuit Total	2	2	0	0	0	2,301	193	0	47	2,545
32	Bollinger	0	1	0	0	0	14	3	0	0	18
	Cape Girardeau	0	8	0	0	0	321	30	0	0	359
	Perry	0	2	0	0	0	33	7	0	0	42
	Circuit Total	0	11	0	0	0	368	40	0	0	419
33	Mississippi	0	1	0	0	0	64	12	0	0	77
	Scott	0	10	1	0	0	106	17	0	2	136
	Circuit Total	0	11	1	0	0	170	29	0	2	213
34	New Madrid	0	2	0	0	1	27	9	0	0	39
	Pemiscot	0	12	0	0	0	31	6	0	0	49
	Circuit Total	0	14	0	0	1	58	15	0	0	88
35	Dunklin	0	23	0	0	0	89	15	0	2	129
	Stoddard	0	0	0	0	0	80	29	0	0	109
	Circuit Total	0	23	0	0	0	169	44	0	2	238
36	Butler	0	1	0	0	0	372	27	0	0	400
	Ripley	0	0	0	0	0	11	11	0	0	22
	Circuit Total	0	1	0	0	0	383	38	0	0	422
37	Carter	0	0	0	0	0	2	7	0	1	10
	Howell	1	1	0	0	0	14	59	0	0	75
	Oregon	0	0	0	0	0	1	3	0	0	4
	Shannon	0	0	0	0	0	0	7	0	0	7
	Circuit Total	1	1	0	0	0	17	76	0	1	96
38	Christian	0	2	0	0	0	201	16	0	2	221
	Circuit Total	0	2	0	0	0	201	16	0	2	221
39	Barry	1	2	4	0	0	12	57	0	3	79
	Lawrence	1	5	1	0	0	86	41	0	0	134
	Stone	1	2	10	0	0	35	26	0	1	75
	Circuit Total	3	9	15	0	0	133	124	0	4	288
40	McDonald	0	2	0	0	0	19	74	0	0	95
	Newton	0	0	0	0	0	142	62	0	0	204
	Circuit Total	0	2	0	0	0	161	136	0	0	299
41	Macon	0	6	0	0	0	4	5	0	0	15
	Shelby	0	1	0	0	0	3	2	0	0	6
	Circuit Total	0	7	0	0	0	7	7	0	0	21
42	Crawford	0	25	1	0	0	38	38	0	1	103
	Dent	0	0	0	0	0	5	18	0	0	23
	Iron	0	0	0	0	0	9	4	0	0	13
	Reynolds	0	0	0	0	0	3	3	0	0	6
	Wayne	0	0	0	0	0	11	10	0	0	21
	Circuit Total	0	25	1	0	0	66	73	0	1	166
43	Caldwell	0	1	0	0	0	3	2	0	0	6
	Clinton	0	3	7	0	0	26	8	0	0	44
	Daviess	0	0	0	0	0	7	2	0	0	9
	DeKalb	0	0	0	0	0	5	3	0	0	8
	Livingston	0	0	0	0	0	9	11	0	0	20
	Circuit Total	0	4	7	0	0	50	26	0	0	87
44	Douglas	0	6	0	0	0	0	5	0	0	11
	Ozark	0	3	0	0	0	3	6	0	0	12
	Wright	0	10	0	0	0	14	12	0	1	37
	Circuit Total	0	19	0	0	0	17	23	0	1	60
45	Lincoln	0	11	6	0	0	91	40	0	0	148
	Pike	0	0	0	0	0	9	8	0	0	17
	Circuit Total	0	11	6	0	0	100	48	0	0	165
46	Taney	0	12	0	0	0	214	55	0	0	281
	Circuit Total	0	12	0	0	0	214	55	0	0	281
STATE TOTAL		32	2,174	9,266	1	8	21,446	4,206	2	239	37,374

Table 31
Associate Court, FY 2020
Miscellaneous Civil Cases Filed by Case Type

Cir. No.	County	Action								Owner/Lienholder		Arbitration Filed
		Against Garnishee	CAFA Forfeiture	Delinquent City Tax	Delinquent County Tax	Delinquent Sales Tax	Expunge Crim Record	Expung/Correct Arrest Record	Gun Permit Appeal	Petition for Property Release	Personal Property Taxes	
1	Clark	0	0	0	0	0	0	0	0	0	0	0
	Schulyer	0	0	0	0	0	0	0	0	0	0	0
	Scotland	0	0	0	0	0	0	0	0	0	0	0
	Circuit Total	0	0	0	0	0	0	0	0	0	0	0
2	Adair	0	0	0	0	0	0	0	0	0	0	0
	Knox	0	0	0	0	0	0	0	0	0	0	0
	Lewis	0	0	0	0	0	0	0	0	0	0	0
	Circuit Total	0	0	0	0	0	0	0	0	0	0	0
3	Grundy	0	0	0	0	0	0	0	0	0	0	0
	Harrison	0	0	0	0	0	0	0	0	0	0	0
	Mercer	0	0	0	0	0	0	0	0	0	0	0
	Putnam	0	0	0	0	0	0	0	0	0	0	0
Circuit Total	0	0	0	0	0	0	0	0	0	0	0	
4	Atchison	0	0	0	0	0	0	0	0	0	0	0
	Gentry	0	0	0	0	0	0	0	0	0	0	0
	Holt	0	0	0	0	0	0	0	0	0	0	0
	Nodaway	0	0	0	0	0	0	0	0	0	0	0
	Worth	0	0	0	0	0	0	0	0	0	0	0
	Circuit Total	0	0	0	0	0	0	0	0	0	0	0
5	Andrew	0	0	0	0	0	0	0	0	0	0	0
	Buchanan	0	0	0	0	0	4	1	0	0	0	0
	Circuit Total	0	0	0	0	0	4	1	0	0	0	0
6	Platte	0	0	298	0	0	0	0	0	0	32	0
	Circuit Total	0	0	298	0	0	0	0	0	0	32	0
7	Clay	0	0	835	106	0	0	2	0	0	0	0
	Circuit Total	0	0	835	106	0	0	2	0	0	0	0
8	Carroll	0	0	0	0	0	0	0	0	0	0	0
	Ray	0	1	0	0	0	0	0	0	0	0	0
	Circuit Total	0	1	0	0	0	0	0	0	0	0	0
9	Chariton	0	0	0	0	0	0	1	0	0	0	0
	Linn	0	0	0	0	0	0	0	0	0	0	0
	Sullivan	0	0	0	0	0	0	0	0	0	0	0
Circuit Total	0	0	0	0	0	0	1	0	0	0	0	
10	Marion	0	0	0	0	0	0	0	0	0	0	0
	Monroe	0	0	0	0	0	0	0	0	0	0	0
	Ralls	0	0	0	0	0	0	0	0	0	0	0
Circuit Total	0	0	0	0	0	0	0	0	0	0	0	
11	St. Charles	0	5	0	0	0	0	1	0	2	1	0
	Circuit Total	0	5	0	0	0	0	1	0	2	1	0
12	Audrain	0	0	0	2	0	1	1	0	0	1	0
	Montgomery	0	0	0	0	0	0	0	0	0	0	0
	Warren	0	0	0	0	0	0	0	0	0	0	0
Circuit Total	0	0	0	2	0	1	1	0	0	1	0	
13	Boone	0	21	0	0	0	0	64	0	1	180	0
	Callaway	0	6	0	0	0	0	6	0	0	5	0
	Circuit Total	0	27	0	0	0	0	70	0	1	185	0
14	Howard	0	0	0	0	0	0	0	0	0	0	0
	Randolph	0	0	0	0	0	0	0	0	0	3	0
	Circuit Total	0	0	0	0	0	0	0	0	0	3	0
15	Lafayette	0	0	0	0	0	0	0	0	0	0	0
	Saline	0	0	0	0	0	0	0	0	0	0	0
	Circuit Total	0	0	0	0	0	0	0	0	0	0	0
16	Jackson	0	0	3,046	2	0	0	1	0	2	0	0
	Circuit Total	0	0	3,046	2	0	0	1	0	2	0	0
17	Cass	0	0	42	0	0	0	0	0	0	0	0
	Johnson	0	0	0	0	0	0	0	0	0	0	0
	Circuit Total	0	0	42	0	0	0	0	0	0	0	0
18	Cooper	0	0	0	0	0	0	0	0	0	2	0
	Pettis	0	0	0	0	0	0	0	0	0	0	0
	Circuit Total	0	0	0	0	0	0	0	0	0	2	0
19	Cole	0	0	0	0	1	0	0	0	1	7	0
	Circuit Total	0	0	0	0	1	0	0	0	1	7	0
20	Franklin	0	0	0	0	0	0	3	0	0	1	0
	Gasconade	0	0	0	0	0	0	0	0	0	0	0
	Osage	0	0	0	0	0	0	0	0	0	0	0
	Circuit Total	0	0	0	0	0	0	3	0	0	1	0
21	St. Louis County	0	0	0	0	0	0	0	0	4	0	0
	Circuit Total	0	0	0	0	0	0	0	0	4	0	0
22	City of St. Louis	0	0	766	0	0	0	0	0	1	0	0
	Circuit Total	0	0	766	0	0	0	0	0	1	0	0
23	Jefferson	0	0	0	0	0	0	0	0	0	128	0
	Circuit Total	0	0	0	0	0	0	0	0	0	128	0
24	Madison	0	0	0	0	0	0	0	0	0	0	0
	St. Francois	0	0	0	0	0	0	0	0	0	0	0
	Ste. Genevieve	0	0	0	0	0	0	0	0	0	0	0
	Washington	0	5	0	0	0	0	0	0	0	0	0
	Circuit Total	0	5	0	0	0	0	0	0	0	0	0

Table 31
Associate Court, FY 2020
Miscellaneous Civil Cases Filed by Case Type

Cir. No.	County	Registration		Revival of Judgment	Contempt	Examination Judgment Debtor	Out of State Witness	Grandparent Visitation	Tax Action Other	Other	Total Cases
		Foreign Judgment	Replevin								
1	Clark	0	0	0	0	0	0	0	0	2	2
	Schulyer	0	1	0	0	0	0	0	0	5	6
	Scotland	0	0	0	0	0	0	0	0	6	6
	Circuit Total	0	1	0	0	0	0	0	0	13	14
2	Adair	1	1	0	0	0	0	0	0	3	5
	Knox	0	0	0	0	0	0	0	0	0	0
	Lewis	0	2	0	0	0	0	0	0	0	2
	Circuit Total	1	3	0	0	0	0	0	0	3	7
3	Grundy	2	0	0	0	0	0	0	0	1	3
	Harrison	0	0	0	0	0	0	0	0	0	0
	Mercer	0	0	0	0	0	0	0	0	0	0
	Putnam	0	0	0	0	0	0	0	0	0	0
	Circuit Total	2	0	0	0	0	0	0	0	1	3
4	Atchison	1	0	0	0	0	0	0	0	1	2
	Gentry	0	0	0	0	0	0	0	0	0	0
	Holt	0	0	0	0	0	0	0	0	6	6
	Nodaway	0	0	0	0	0	0	0	0	2	2
	Worth	0	0	0	0	0	0	0	0	0	0
	Circuit Total	1	0	0	0	0	0	0	0	9	10
5	Andrew	0	2	0	0	0	0	0	0	3	5
	Buchanan	0	5	0	0	0	0	0	0	11	21
	Circuit Total	0	7	0	0	0	0	0	0	14	26
6	Platte	48	3	0	0	0	0	0	0	11	392
	Circuit Total	48	3	0	0	0	0	0	0	11	392
7	Clay	60	16	0	0	0	0	1	27	1047	1047
	Circuit Total	60	16	0	0	0	0	1	27	1,047	1,047
8	Carroll	0	0	0	0	0	0	0	0	1	1
	Ray	1	1	0	0	0	0	0	0	2	5
	Circuit Total	1	1	0	0	0	0	0	0	3	6
9	Chariton	0	0	0	3	0	0	0	0	0	4
	Linn	1	0	0	0	0	0	0	0	2	3
	Sullivan	0	1	0	0	0	0	0	0	0	1
	Circuit Total	1	1	0	3	0	0	0	0	2	8
10	Marion	2	0	0	0	0	0	0	1	4	7
	Monroe	0	0	0	0	0	0	0	0	6	6
	Ralls	0	1	0	0	0	0	0	0	3	4
	Circuit Total	2	1	0	0	0	0	0	1	13	17
11	St. Charles	27	14	0	0	0	0	1	20	71	71
	Circuit Total	27	14	0	0	0	0	1	20	71	71
12	Audrain	1	0	0	0	0	0	0	0	10	16
	Montgomery	0	0	0	0	0	0	0	0	1	1
	Warren	0	2	0	0	0	0	0	0	2	4
	Circuit Total	1	2	0	0	0	0	0	0	13	21
13	Boone	9	3	0	0	0	0	3	0	72	353
	Callaway	1	3	0	0	0	0	0	0	11	32
	Circuit Total	10	6	0	0	0	0	3	0	83	385
14	Howard	0	0	0	0	0	0	0	0	15	15
	Randolph	0	3	0	37	0	0	0	0	6	49
	Circuit Total	0	3	0	37	0	0	0	0	21	64
15	Lafayette	0	2	0	0	0	0	0	0	0	2
	Saline	0	2	0	0	0	0	0	0	0	2
	Circuit Total	0	4	0	0	0	0	0	0	0	4
16	Jackson	549	30	0	1	0	0	0	0	101	3,732
	Circuit Total	549	30	0	1	0	0	0	0	101	3,732
17	Cass	13	5	0	0	0	0	0	0	8	68
	Johnson	4	3	0	0	0	0	0	0	1	8
	Circuit Total	17	8	0	0	0	0	0	0	9	76
18	Cooper	0	1	0	0	0	0	0	0	1	4
	Pettis	0	1	0	0	0	0	0	0	8	9
	Circuit Total	0	2	0	0	0	0	0	0	9	13
19	Cole	10	2	0	0	0	0	0	0	28	49
	Circuit Total	10	2	0	0	0	0	0	0	28	49
20	Franklin	2	6	0	0	0	0	0	0	72	84
	Gasconade	0	0	0	0	0	0	0	0	2	2
	Osage	0	0	0	0	0	0	0	0	69	69
	Circuit Total	2	6	0	0	0	0	0	0	143	155
21	St. Louis County	126	54	0	0	1	0	0	0	127	312
	Circuit Total	126	54	0	0	1	0	0	0	127	312
22	City of St. Louis	29	48	0	0	0	0	0	0	18	862
	Circuit Total	29	48	0	0	0	0	0	0	18	862
23	Jefferson	7	18	0	0	0	0	3	0	20	176
	Circuit Total	7	18	0	0	0	0	3	0	20	176
24	Madison	0	0	0	0	0	0	0	0	22	22
	St. Francois	1	5	0	0	0	0	0	0	2	8
	Ste. Genevieve	0	1	0	0	0	0	0	0	32	33
	Washington	0	16	0	0	0	0	0	0	2	23
	Circuit Total	1	22	0	0	0	0	0	0	58	86

Table 31
Associate Court, FY 2020
Miscellaneous Civil Cases Filed by Case Type

Cir. No.	County	Action							Owner/Lienholder			
		Against Garnishee	CAFA Forfeiture	Delinquent City Tax	Delinquent County Tax	Delinquent Sales Tax	Expunge Crim Record	Expung/Correct Arrest Record	Gun Permit Appeal	Petition for Property Release	Personal Property Taxes	Arbitration Filed
25	Maries	0	0	0	0	0	0	0	0	0	0	0
	Phelps	0	0	0	0	0	0	0	0	0	0	0
	Pulaski	0	0	0	0	0	0	1	0	0	0	0
	Texas	0	0	0	0	0	0	0	0	0	0	0
	Circuit Total	0	0	0	0	0	0	1	0	0	0	0
26	Camden	0	0	0	0	0	0	0	0	0	0	0
	Laclede	0	0	0	0	0	0	0	0	0	0	0
	Miller	0	0	0	0	0	0	0	0	0	0	0
	Moniteau	0	0	0	0	0	0	0	0	0	0	0
	Morgan	0	0	0	0	0	0	0	0	0	0	0
	Circuit Total	0	0	0	0	0	0	0	0	0	0	0
27	Bates	0	0	0	0	0	0	0	0	0	0	0
	Henry	1	0	0	0	0	1	1	0	0	0	0
	St. Clair	0	0	0	0	0	0	0	0	0	0	0
	Circuit Total	1	0	0	0	0	1	1	0	0	0	0
28	Barton	0	0	0	0	0	0	0	0	0	0	0
	Cedar	0	1	0	0	0	0	0	0	0	0	0
	Dade	0	0	0	0	0	0	0	0	0	0	0
	Vernon	0	0	0	0	0	0	0	0	0	0	0
	Circuit Total	0	1	0	0	0	0	0	0	0	0	0
29	Jasper	0	0	0	0	0	0	1	0	0	0	0
	Circuit Total	0	0	0	0	0	0	1	0	0	0	0
30	Benton	0	0	0	0	0	0	0	0	0	0	0
	Dallas	0	0	0	0	0	0	0	0	0	0	0
	Hickory	0	0	0	0	0	0	0	0	0	0	0
	Polk	0	0	0	0	0	0	0	0	0	0	0
	Webster	0	0	0	0	0	0	0	0	0	0	1
Circuit Total	0	0	0	0	0	0	0	0	0	0	1	
31	Greene	0	0	0	0	0	0	0	0	0	0	0
	Circuit Total	0	0	0	0	0	0	0	0	0	0	0
32	Bollinger	0	0	0	0	0	0	0	0	0	0	0
	Cape Girardeau	0	0	0	0	0	0	0	0	0	0	0
	Perry	0	0	0	0	0	0	0	0	0	0	0
	Circuit Total	0	0	0	0	0	0	0	0	0	0	0
33	Mississippi	0	0	0	0	0	0	0	0	0	0	0
	Scott	0	4	2	0	0	0	0	0	0	0	0
Circuit Total	0	4	2	0	0	0	0	0	0	0	0	
34	New Madrid	0	0	0	0	0	0	0	0	0	0	0
	Pemiscot	0	0	0	0	0	0	1	0	0	0	0
Circuit Total	0	0	0	0	0	0	1	0	0	0	0	
35	Dunklin	0	0	0	0	0	0	0	0	0	0	0
	Stoddard	0	0	0	0	0	0	0	0	0	0	0
Circuit Total	0	0	0	0	0	0	0	0	0	0	0	
36	Butler	0	0	0	0	0	0	0	0	0	0	0
	Ripley	0	0	0	0	0	0	0	0	0	0	0
Circuit Total	0	0	0	0	0	0	0	0	0	0	0	
37	Carter	0	0	0	0	0	0	0	0	0	0	0
	Howell	0	0	0	0	0	0	0	0	0	0	0
	Oregon	0	0	0	0	0	0	0	0	0	0	0
	Shannon	0	0	0	0	0	0	0	0	0	0	0
Circuit Total	0	0	0	0	0	0	0	0	0	0	0	
38	Christian	0	0	0	0	0	0	0	0	0	0	1
	Circuit Total	0	0	0	0	0	0	0	0	0	0	1
39	Barry	0	0	0	0	0	0	0	0	0	0	0
	Lawrence	0	0	0	0	0	0	0	0	0	0	0
	Stone	0	0	0	0	0	0	0	0	0	0	0
Circuit Total	0	0	0	0	0	0	0	0	0	0	0	
40	McDonald	0	0	0	0	0	0	0	0	0	0	0
	Newton	0	0	0	0	0	0	0	0	0	0	0
Circuit Total	0	0	0	0	0	0	0	0	0	0	0	
41	Macon	0	0	0	0	0	0	0	0	0	0	0
	Shelby	0	0	0	0	0	0	0	0	0	0	0
Circuit Total	0	0	0	0	0	0	0	0	0	0	0	
42	Crawford	0	0	0	0	0	0	0	0	0	0	0
	Dent	0	0	0	0	0	0	0	0	0	0	0
	Iron	0	0	0	0	0	0	0	0	0	0	0
	Reynolds	0	0	0	0	0	0	0	0	0	0	0
	Wayne	0	0	0	0	0	0	0	0	0	0	0
	Circuit Total	0	0	0	0	0	0	0	0	0	0	0
43	Caldwell	0	0	0	0	0	0	0	0	0	0	0
	Clinton	0	0	0	0	0	0	0	0	0	0	0
	Daviess	0	0	0	0	0	1	0	0	0	0	0
	DeKalb	0	0	0	0	0	0	1	0	0	0	0
	Livingston	0	0	0	0	0	0	0	0	0	0	0
Circuit Total	0	0	0	0	0	1	1	0	0	0	0	
44	Douglas	0	0	0	0	0	0	0	0	0	0	0
	Ozark	0	0	0	0	0	0	0	0	0	0	0
	Wright	0	0	0	0	0	0	0	0	0	0	0
Circuit Total	0	0	0	0	0	0	0	0	0	0	0	
45	Lincoln	0	0	0	0	0	0	0	0	0	0	0
	Pike	0	0	0	0	0	0	0	0	0	0	0
Circuit Total	0	0	0	0	0	0	0	0	0	0	0	
46	Taney	0	0	0	0	0	0	0	0	0	0	0
	Circuit Total	0	0	0	0	0	0	0	0	0	0	0
STATE TOTAL		1	43	4,989	110	1	7	85	0	11	360	2

Table 31
Associate Court, FY 2020
Miscellaneous Civil Cases Filed by Case Type

Cir. No.	County	Registration		Revival of Judgment	Contempt	Examination Debtor	Out of State Witness	Grandparent Visitation	Tax Action Other	Other	Total Cases
		Foreign Judgment	Replevin								
25	Maries	0	0	0	0	0	0	0	0	0	0
	Phelps	1	3	0	0	0	0	0	0	2	6
	Pulaski	1	4	0	0	0	0	0	0	1	7
	Texas	1	2	0	0	0	0	0	0	2	5
	Circuit Total	3	9	0	0	0	0	0	0	5	18
26	Camden	2	6	0	0	0	0	0	0	12	20
	Laclede	2	1	0	0	0	0	0	0	8	11
	Miller	0	1	0	0	0	0	0	0	0	1
	Moniteau	0	1	0	0	0	0	0	0	1	2
	Morgan	1	1	0	0	0	0	0	0	3	5
	Circuit Total	5	10	0	0	0	0	0	0	24	39
27	Bates	3	0	0	0	0	0	0	0	3	6
	Henry	2	4	0	0	0	0	0	0	17	26
	St. Clair	0	1	0	0	0	0	0	0	4	5
	Circuit Total	5	5	0	0	0	0	0	0	24	37
28	Barton	1	0	0	0	0	0	0	0	2	3
	Cedar	0	3	0	0	0	0	0	0	17	21
	Dade	0	1	0	0	0	0	0	0	2	3
	Vernon	5	0	0	0	0	0	0	0	3	8
	Circuit Total	6	4	0	0	0	0	0	0	24	35
29	Jasper	19	3	0	0	0	0	0	1	40	64
	Circuit Total	19	3	0	0	0	0	0	1	40	64
30	Benton	2	1	0	0	0	0	0	0	3	6
	Dallas	0	0	0	0	0	0	0	0	1	1
	Hickory	0	0	0	0	0	0	0	0	1	1
	Polk	2	2	0	0	0	0	0	0	11	15
	Webster	1	1	0	0	0	0	0	0	1	4
Circuit Total	5	4	0	0	0	0	0	0	17	27	
31	Greene	28	10	0	0	0	0	1	1	20	60
	Circuit Total	28	10	0	0	0	0	1	1	20	60
32	Bollinger	0	1	0	0	0	0	0	0	2	3
	Cape Girardeau	0	2	0	0	0	0	2	0	12	16
	Perry	1	2	0	0	0	0	0	0	5	8
	Circuit Total	1	5	0	0	0	0	2	0	19	27
33	Mississippi	0	1	0	0	0	0	0	0	0	1
	Scott	2	3	0	0	0	0	0	0	10	21
	Circuit Total	2	4	0	0	0	0	0	0	10	22
34	New Madrid	1	5	0	0	0	0	0	0	3	9
	Pemiscot	1	2	0	0	0	0	0	0	2	6
	Circuit Total	2	7	0	0	0	0	0	0	5	15
35	Dunklin	0	3	0	0	0	0	1	0	8	12
	Stoddard	0	5	0	0	0	0	0	0	3	8
	Circuit Total	0	8	0	0	0	0	1	0	11	20
36	Butler	3	3	0	0	0	0	0	0	18	24
	Ripley	0	2	0	0	0	0	0	0	6	8
	Circuit Total	3	5	0	0	0	0	0	0	24	32
37	Carter	1	1	0	0	0	0	0	0	0	2
	Howell	2	4	0	0	0	0	1	0	0	7
	Oregon	1	2	0	0	0	0	0	0	0	3
	Shannon	0	0	0	0	0	0	0	0	0	0
Circuit Total	4	7	0	0	0	0	1	0	0	12	
38	Christian	2	2	0	0	0	0	0	0	9	14
	Circuit Total	2	2	0	0	0	0	0	0	9	14
39	Barry	1	2	0	0	0	0	0	0	10	13
	Lawrence	0	1	0	0	0	0	1	0	4	6
	Stone	2	3	0	0	0	0	0	0	3	8
	Circuit Total	3	6	0	0	0	0	1	0	17	27
40	McDonald	3	10	0	0	0	1	0	0	5	19
	Newton	6	4	0	0	0	0	0	0	4	14
	Circuit Total	9	14	0	0	0	1	0	0	9	33
41	Macon	1	3	0	0	0	0	0	0	2	6
	Shelby	0	0	0	0	0	0	0	0	9	9
	Circuit Total	1	3	0	0	0	0	0	0	11	15
42	Crawford	0	2	0	0	0	0	0	0	91	93
	Dent	0	1	0	0	0	0	0	0	1	2
	Iron	0	2	0	0	0	0	0	0	0	2
	Reynolds	1	2	0	0	0	2	0	0	3	8
	Wayne	0	5	3	0	0	0	0	0	1	9
	Circuit Total	1	12	3	0	0	2	0	0	96	114
43	Caldwell	0	0	0	0	0	0	0	0	0	0
	Clinton	5	0	0	0	0	0	0	0	2	7
	Daviess	0	0	0	0	0	0	0	0	0	1
	DeKalb	0	0	0	0	0	0	0	0	1	2
	Livingston	2	0	0	0	0	0	0	0	8	10
	Circuit Total	7	0	0	0	0	0	0	0	11	20
44	Douglas	0	2	0	0	0	0	0	0	0	2
	Ozark	0	0	0	0	0	0	0	0	2	2
	Wright	0	0	0	0	0	0	0	0	17	17
	Circuit Total	0	2	0	0	0	0	0	0	19	21
	45	Lincoln	0	6	0	0	0	0	0	0	6
Pike		0	0	0	0	0	0	0	0	8	8
Circuit Total		0	6	0	0	0	0	0	0	14	20
46	Taney	5	5	0	0	0	0	0	0	31	41
	Circuit Total	5	5	0	0	0	0	0	0	31	41
STATE TOTAL		1,006	383	3	41	1	3	12	5	1,186	8,249

Table 32
Associate Court, FY 2020
Extraordinary Remedy/Small Claim Cases Filed by Case Type

Cir. No.	County	Declaratory Judgment	Habeas Corpus	Injunction	Other Extraordinary Remedies	Temporary Restraining Order	Show Cause to Enforce Jury Service	Small Claims	Conceal Carry Appeal	Petition Revocation Conceal Carry	Total Cases
1	Clark	0	0	0	0	0	0	26	0	0	26
	Schulyer	0	0	0	0	0	0	6	0	0	6
	Scotland	0	0	0	0	0	0	2	0	0	2
	Circuit Total	0	0	0	0	0	0	34	0	0	34
2	Adair	0	0	0	0	0	0	26	0	0	26
	Knox	0	0	0	0	0	0	9	0	0	9
	Lewis	8	0	0	0	0	0	17	0	0	25
	Circuit Total	8	0	0	0	0	0	52	0	0	60
3	Grundy	0	0	0	0	0	0	5	0	0	5
	Harrison	16	0	0	0	0	0	10	0	0	26
	Mercer	0	0	1	0	0	0	3	0	0	4
	Putnam	1	0	0	0	0	0	28	0	0	29
	Circuit Total	17	0	1	0	0	0	46	0	0	64
4	Atchison	0	0	0	0	0	0	11	0	0	11
	Gentry	2	0	0	0	0	0	1	0	0	3
	Holt	0	0	0	0	0	0	6	0	0	6
	Nodaway	0	0	0	0	0	0	22	0	0	22
	Worth	0	0	0	0	0	0	0	0	0	0
	Circuit Total	2	0	0	0	0	0	40	0	0	42
5	Andrew	1	0	0	0	0	0	11	0	0	12
	Buchanan	1	0	0	0	0	0	120	0	0	121
	Circuit Total	2	0	0	0	0	0	131	0	0	133
6	Platte	1	0	0	0	0	0	58	1	1	61
	Circuit Total	1	0	0	0	0	0	58	1	1	61
7	Clay	10	0	0	0	0	0	199	0	0	209
	Circuit Total	10	0	0	0	0	0	199	0	0	209
8	Carroll	0	0	0	0	0	0	8	0	0	8
	Ray	0	0	0	0	0	0	21	0	0	21
	Circuit Total	0	0	0	0	0	0	29	0	0	29
9	Chariton	0	0	0	0	0	0	13	0	0	13
	Linn	0	0	0	0	0	0	10	0	0	10
	Sullivan	0	0	0	0	0	0	7	0	0	7
	Circuit Total	0	0	0	0	0	0	30	0	0	30
10	Marion	0	0	0	0	0	0	47	0	0	47
	Monroe	0	0	0	0	0	0	7	0	0	7
	Ralls	1	0	0	0	0	0	7	1	0	9
	Circuit Total	1	0	0	0	0	0	61	1	0	63
11	St. Charles	4	0	0	0	0	0	290	1	0	295
	Circuit Total	4	0	0	0	0	0	290	1	0	295
12	Audrain	0	0	0	0	0	0	22	0	0	22
	Montgomery	3	0	0	0	0	0	9	1	0	13
	Warren	0	0	0	0	0	0	18	0	0	18
	Circuit Total	3	0	0	0	0	0	49	1	0	53
13	Boone	62	0	0	0	1	0	226	0	0	289
	Callaway	7	0	0	0	0	0	52	0	0	59
	Circuit Total	69	0	0	0	1	0	278	0	0	348
14	Howard	0	0	0	0	0	0	20	0	0	20
	Randolph	0	0	0	0	0	0	40	0	0	40
	Circuit Total	0	0	0	0	0	0	60	0	0	60
15	Lafayette	2	0	0	1	0	0	31	0	0	34
	Saline	0	0	0	0	0	0	22	0	0	22
	Circuit Total	2	0	0	1	0	0	53	0	0	56
16	Jackson	45	0	0	0	0	0	775	2	0	822
	Circuit Total	45	0	0	0	0	0	775	2	0	822
17	Cass	49	0	0	0	0	0	67	0	0	116
	Johnson	0	0	0	0	0	0	31	0	0	31
	Circuit Total	49	0	0	0	0	0	98	0	0	147
18	Cooper	2	0	0	0	0	0	14	0	0	16
	Pettis	3	0	0	0	0	0	53	0	0	56
	Circuit Total	5	0	0	0	0	0	67	0	0	72
19	Cole	2	0	0	0	0	0	72	2	0	76
	Circuit Total	2	0	0	0	0	0	72	2	0	76
20	Franklin	0	0	0	0	0	0	73	0	0	73
	Gasconade	30	0	0	0	0	0	10	0	0	40
	Osage	0	0	0	0	0	0	12	0	0	12
	Circuit Total	30	0	0	0	0	0	95	0	0	125
21	St. Louis County	156	0	1	1	0	0	1,009	2	0	1,169
	Circuit Total	156	0	1	1	0	0	1,009	2	0	1,169
22	City of St. Louis	0	0	0	0	0	0	379	6	0	385
	Circuit Total	0	0	0	0	0	0	379	6	0	385
23	Jefferson	72	0	0	0	0	0	158	0	0	230
	Circuit Total	72	0	0	0	0	0	158	0	0	230
24	Madison	0	0	0	0	0	0	25	0	0	25
	St. Francois	1	0	0	0	0	0	135	0	0	136
	Ste. Genevieve	0	0	0	0	0	0	20	0	0	20
	Washington	0	0	0	0	0	0	32	0	0	32
	Circuit Total	1	0	0	0	0	0	212	0	0	213

Table 32
Associate Court, FY 2020
Extraordinary Remedy/Small Claim Cases Filed by Case Type

Cir. No.	County	Declaratory Judgment	Habeas Corpus	Injunction	Other Extraordinary Remedies	Temporary Restraining Order	Show Cause to Enforce Jury Service	Small Claims	Conceal Carry Appeal	Petition Revocation Conceal Carry	Total Cases
25	Maries	6	0	0	0	0	0	7	0	0	13
	Phelps	12	0	0	0	0	0	54	0	0	66
	Pulaski	1	0	0	0	0	0	47	0	0	48
	Texas	3	0	0	0	0	0	23	0	0	26
	Circuit Total	22	0	0	0	0	0	131	0	0	153
26	Camden	8	0	0	0	0	0	57	0	0	65
	Laclede	1	0	0	0	0	0	39	0	0	40
	Miller	0	0	0	0	0	0	17	0	0	17
	Moniteau	0	0	0	0	0	0	17	0	0	17
	Morgan	1	0	0	0	0	0	17	0	0	18
	Circuit Total	10	0	0	0	0	0	147	0	0	157
27	Bates	0	0	0	0	0	0	12	0	0	12
	Henry	1	0	0	0	0	0	27	0	0	28
	St. Clair	0	0	0	0	0	0	12	0	0	12
	Circuit Total	1	0	0	0	0	0	51	0	0	52
28	Barton	0	0	0	0	0	0	5	0	0	5
	Cedar	0	0	0	0	0	0	29	0	0	29
	Dade	0	0	0	0	0	0	5	0	0	5
	Vernon	0	0	0	0	0	0	35	0	0	35
	Circuit Total	0	0	0	0	0	0	74	0	0	74
29	Jasper	2	0	0	0	0	0	117	0	0	119
	Circuit Total	2	0	0	0	0	0	117	0	0	119
30	Benton	14	0	0	0	0	0	15	0	0	29
	Dallas	0	0	0	0	0	0	12	0	0	12
	Hickory	0	0	0	0	0	0	3	0	0	3
	Polk	1	0	0	0	0	0	14	0	0	15
	Webster	1	0	0	0	0	0	14	0	0	15
	Circuit Total	16	0	0	0	0	0	58	0	0	74
31	Greene	69	0	0	0	0	0	294	0	0	363
	Circuit Total	69	0	0	0	0	0	294	0	0	363
32	Bollinger	0	0	0	0	0	0	6	0	0	6
	Cape Girardeau	0	0	0	0	0	0	78	0	0	78
	Perry	0	0	0	0	0	0	9	0	0	9
	Circuit Total	0	0	0	0	0	0	93	0	0	93
33	Mississippi	0	0	0	0	0	0	14	0	0	14
	Scott	0	0	0	0	0	0	77	0	0	77
Circuit Total	0	0	0	0	0	0	91	0	0	91	
34	New Madrid	0	0	0	0	0	0	19	0	0	19
	Pemiscot	1	0	0	0	0	0	24	0	0	25
Circuit Total	1	0	0	0	0	0	43	0	0	44	
35	Dunklin	0	0	0	0	0	0	45	0	0	45
	Stoddard	0	0	0	0	0	0	44	0	0	44
Circuit Total	0	0	0	0	0	0	89	0	0	89	
36	Butler	0	0	0	0	0	0	71	1	0	72
	Ripley	2	1	0	0	0	0	13	0	0	16
Circuit Total	2	1	0	0	0	0	84	1	0	88	
37	Carter	0	0	0	0	0	0	4	0	0	4
	Howell	3	0	0	0	0	0	62	1	0	66
	Oregon	0	0	0	0	0	0	5	0	0	5
	Shannon	0	0	0	0	0	0	10	0	0	10
	Circuit Total	3	0	0	0	0	0	81	1	0	85
38	Christian	4	0	0	0	0	0	56	0	0	60
	Circuit Total	4	0	0	0	0	0	56	0	0	60
39	Barry	0	0	0	0	0	0	65	0	0	65
	Lawrence	0	0	0	0	0	0	46	0	0	46
	Stone	2	0	0	0	0	0	22	0	0	24
	Circuit Total	2	0	0	0	0	0	133	0	0	135
40	McDonald	8	0	0	0	0	0	20	0	0	28
	Newton	0	0	0	0	0	0	64	0	0	64
Circuit Total	8	0	0	0	0	0	84	0	0	92	
41	Macon	0	0	0	0	0	0	13	0	0	13
	Shelby	0	0	0	0	0	0	28	0	0	28
Circuit Total	0	0	0	0	0	0	41	0	0	41	
42	Crawford	0	0	0	0	0	0	31	0	0	31
	Dent	9	0	0	0	0	0	13	0	0	22
	Iron	18	0	0	0	0	0	7	0	0	25
	Reynolds	1	0	0	0	0	0	5	0	0	6
	Wayne	9	0	0	0	0	0	23	0	0	32
	Circuit Total	37	0	0	0	0	0	79	0	0	116
43	Caldwell	1	0	0	0	0	6	12	1	0	20
	Clinton	0	0	0	0	0	0	24	0	0	24
	Daviess	0	0	0	0	0	0	5	0	0	5
	DeKalb	0	0	0	0	0	0	13	0	0	13
	Livingston	0	0	0	0	0	1	9	0	0	10
	Circuit Total	1	0	0	0	0	7	63	1	0	72
44	Douglas	6	0	0	0	0	0	18	0	0	24
	Ozark	0	0	0	0	0	0	15	0	0	15
	Wright	1	0	0	0	0	0	12	1	0	14
Circuit Total	7	0	0	0	0	0	45	1	0	53	
45	Lincoln	0	0	0	0	0	0	54	0	0	54
	Pike	0	0	0	0	0	0	12	0	0	12
Circuit Total	0	0	0	0	0	0	66	0	0	66	
46	Taney	75	0	0	0	0	0	83	0	0	158
	Circuit Total	75	0	0	0	0	0	83	0	0	158
STATE TOTAL		739	1	2	2	1	7	6,278	20	1	7,051

Table 33
Circuit Court, FY 2020
Tort Cases Filed by Case Type

Cir. No.	County	Pers. Inj	Pers. Inj	Pers. Inj	Pers. Inj	Pers. Inj	Property	Wrongful	Employmnt	Public	Other	Total Cases	
		Asbestos	Vehicular	Prod. Liab.	Malpract.	Fed Emp Liab	Other	Damage	Death	Discrim			Accommod
1	Clark	0	0	0	0	0	1	2	0	0	0	3	
	Schulyer	0	1	0	0	0	0	0	0	0	0	2	
	Scotland	0	0	0	1	0	2	0	0	0	0	3	
	Circuit Total	0	1	0	1	0	3	2	0	0	0	8	
2	Adair	0	2	0	3	0	3	2	4	0	0	18	
	Knox	0	0	0	0	0	0	0	1	0	0	2	
	Lewis	0	0	0	0	0	1	1	0	0	0	2	
	Circuit Total	0	2	0	3	0	4	3	5	0	0	22	
3	Grundy	0	2	0	0	0	0	0	2	1	0	5	
	Harrison	0	2	0	0	0	1	0	0	0	0	3	
	Mercer	0	1	0	0	0	0	0	0	0	0	2	
	Putnam	0	2	1	0	0	0	0	0	0	0	4	
Circuit Total	0	7	1	0	0	1	0	2	1	0	2	14	
4	Atchison	0	1	1	0	0	1	0	0	0	0	3	
	Gentry	0	1	1	0	0	1	0	3	0	0	6	
	Holt	0	3	0	0	0	0	0	0	0	0	4	
	Nodaway	0	4	0	1	0	2	1	3	1	0	13	
	Worth	0	0	0	0	0	0	0	0	0	0	0	
	Circuit Total	0	9	2	1	0	4	1	6	1	0	2	26
	Circuit Total	0	39	5	15	0	25	4	13	11	0	13	125
6	Platte	0	43	2	3	0	35	3	9	16	0	134	
	Circuit Total	0	43	2	3	0	35	3	9	16	0	134	
7	Clay	0	134	2	16	1	74	7	26	47	3	349	
	Circuit Total	0	134	2	16	1	74	7	26	47	3	349	
8	Carroll	0	1	0	2	0	5	0	1	1	0	11	
	Ray	0	11	0	4	0	2	0	2	1	0	22	
	Circuit Total	0	12	0	6	0	7	0	3	2	0	33	
9	Chariton	0	4	1	0	0	1	1	2	0	0	10	
	Linn	0	1	0	0	2	0	0	2	0	0	7	
	Sullivan	0	2	1	0	0	1	0	1	3	0	8	
	Circuit Total	0	7	2	0	2	2	1	5	3	0	25	
10	Marion	0	8	6	4	0	8	2	4	3	0	38	
	Monroe	0	2	1	0	0	2	0	0	0	0	7	
	Ralls	0	5	15	0	1	3	1	1	0	0	28	
	Circuit Total	0	15	22	4	1	13	3	5	3	0	73	
11	St. Charles	0	218	4	27	0	97	8	24	39	0	469	
	Circuit Total	0	218	4	27	0	97	8	24	39	0	469	
12	Audrain	0	3	1	6	0	5	1	2	1	0	21	
	Montgomery	0	4	0	2	0	2	2	1	0	0	13	
	Warren	0	11	0	1	0	6	3	1	2	0	28	
	Circuit Total	0	18	1	9	0	13	6	4	3	0	62	
13	Boone	0	71	0	28	0	34	8	19	22	0	206	
	Callaway	0	13	0	0	0	4	0	2	4	0	26	
	Circuit Total	0	84	0	28	0	38	8	21	26	0	232	
14	Howard	0	0	1	0	0	1	0	3	3	0	10	
	Randolph	0	5	1	0	0	5	0	3	4	0	20	
	Circuit Total	0	5	2	0	0	6	0	6	7	0	30	
15	Lafayette	0	15	1	2	0	11	1	5	2	0	42	
	Saline	0	9	1	4	0	4	0	3	3	0	27	
	Circuit Total	0	24	2	6	0	15	1	8	5	0	69	
16	Jackson	2	706	27	88	5	304	30	131	205	5	1,777	
	Circuit Total	2	706	27	88	5	304	30	131	205	5	1,777	
17	Cass	0	70	3	6	0	45	4	18	8	0	177	
	Johnson	0	23	0	3	0	6	0	7	0	0	47	
	Circuit Total	0	93	3	9	0	51	4	25	8	0	224	
18	Cooper	0	6	0	0	0	4	2	3	0	0	18	
	Pettis	0	25	0	4	0	12	2	9	4	0	59	
	Circuit Total	0	31	0	4	0	16	4	12	4	0	77	
19	Cole	0	26	2	2	0	23	0	15	27	0	114	
	Circuit Total	0	26	2	2	0	23	0	15	27	0	114	
20	Franklin	0	43	2	6	0	29	5	9	5	0	109	
	Gasconade	0	4	0	1	0	4	0	0	1	0	12	
	Osage	0	6	0	0	0	1	0	0	1	0	8	
	Circuit Total	0	53	2	7	0	34	5	9	7	0	129	
21	St. Louis County	0	983	2163	132	8	444	51	86	94	2	4,187	
	Circuit Total	0	983	2163	132	8	444	51	86	94	2	4,187	
22	City of St. Louis	276	647	416	42	10	264	36	68	42	4	1,919	
	Circuit Total	276	647	416	42	10	264	36	68	42	4	1,919	
23	Jefferson	0	115	3	5	4	57	7	15	2	0	225	
	Circuit Total	0	115	3	5	4	57	7	15	2	0	225	
24	Madison	0	4	1	0	0	2	1	0	0	0	8	
	St. Francois	0	22	0	4	0	19	2	4	3	0	66	
	Ste. Genevieve	0	5	0	0	0	4	1	1	2	0	13	
	Washington	0	13	0	2	0	1	0	2	0	0	19	
	Circuit Total	0	44	1	6	0	26	4	7	5	0	106	

Table 33
Circuit Court, FY 2020
Tort Cases Filed by Case Type

Cir. No.	County	Case Type										Total Cases	
		Asbestos	Pers. Inj Vehicular	Pers. Inj Prod. Liab.	Pers. Inj Malpract.	Pers. Inj Fed Emp Liab	Pers. Inj Other	Property Damage	Wrongful Death	Employmnt Discrim	Public Accommod		Other
25	Maries	0	3	0	0	0	0	0	0	0	0	1	4
	Phelps	0	31	0	4	0	17	3	4	7	0	3	69
	Pulaski	0	15	0	0	0	15	3	2	2	0	4	41
	Texas	0	10	0	1	0	4	1	0	0	0	2	18
	Circuit Total	0	59	0	5	0	36	7	6	9	0	10	132
26	Camden	0	22	1	9	0	15	4	8	3	1	6	69
	Laclede	0	12	0	2	0	11	1	8	1	0	2	37
	Miller	0	6	1	1	0	8	0	3	0	0	1	20
	Moniteau	0	4	0	0	0	0	0	0	0	0	0	4
	Morgan	0	7	0	0	0	5	2	0	1	0	3	18
	Circuit Total	0	51	2	12	0	39	7	19	5	1	12	148
27	Bates	0	9	0	1	0	1	0	4	0	0	4	19
	Henry	0	10	0	1	0	5	1	5	1	0	3	26
	St. Clair	0	2	0	0	0	3	2	1	0	0	0	8
	Circuit Total	0	21	0	2	0	9	3	10	1	0	7	53
28	Barton	0	3	0	0	0	0	1	0	0	0	1	5
	Cedar	0	7	0	0	0	1	0	2	1	0	1	12
	Dade	0	5	0	0	0	1	0	0	0	0	2	8
	Vernon	0	5	0	0	0	0	0	1	0	0	2	8
	Circuit Total	0	20	0	0	0	2	1	3	1	0	6	33
29	Jasper	0	68	13	14	1	25	3	20	8	0	9	161
	Circuit Total	0	68	13	14	1	25	3	20	8	0	9	161
30	Benton	0	6	0	0	0	4	0	2	2	0	3	17
	Dallas	0	3	0	0	0	3	0	0	0	0	0	6
	Hickory	0	3	0	0	0	1	2	0	0	0	1	7
	Polk	0	15	0	2	0	6	0	3	2	0	2	30
	Webster	0	10	1	0	0	8	0	0	9	0	2	30
	Circuit Total	0	37	1	2	0	22	2	5	13	0	8	90
31	Greene	0	307	3	21	1	126	18	46	40	0	54	616
	Circuit Total	0	307	3	21	1	126	18	46	40	0	54	616
32	Bollinger	0	3	0	0	0	2	0	2	0	0	0	7
	Cape Girardeau	0	49	4	18	0	23	8	9	6	0	9	126
	Perry	0	6	1	0	0	5	0	3	0	0	3	18
	Circuit Total	0	58	5	18	0	30	8	14	6	0	12	151
33	Mississippi	0	3	0	0	0	3	0	2	2	0	2	12
	Scott	0	24	0	4	0	7	1	6	3	0	0	45
	Circuit Total	0	27	0	4	0	10	1	8	5	0	2	57
34	New Madrid	0	9	0	1	0	3	1	2	1	0	2	19
	Pemiscot	0	9	1	0	0	3	1	6	0	0	4	24
Circuit Total	0	18	1	1	0	6	2	8	1	0	6	43	
35	Dunklin	0	8	1	0	0	6	0	2	0	0	7	24
	Stoddard	0	7	0	0	0	5	1	0	0	0	8	21
Circuit Total	0	15	1	0	0	11	1	2	0	0	15	45	
36	Butler	0	14	0	4	0	14	3	8	3	0	10	56
	Ripley	0	4	0	0	0	1	0	1	0	0	3	9
Circuit Total	0	18	0	4	0	15	3	9	3	0	13	65	
37	Carter	0	0	0	0	0	0	0	0	0	0	1	1
	Howell	0	52	0	7	1	7	1	11	6	0	1	86
	Oregon	0	6	0	1	0	2	1	1	1	0	1	13
	Shannon	0	5	0	0	0	1	0	1	0	0	0	7
	Circuit Total	0	63	0	8	1	10	2	13	7	0	3	107
38	Christian	0	44	1	2	0	17	3	2	6	0	12	87
	Circuit Total	0	44	1	2	0	17	3	2	6	0	12	87
39	Barry	0	9	0	1	0	5	0	4	2	0	0	21
	Lawrence	0	15	0	1	0	7	2	7	0	0	1	33
	Stone	0	21	0	0	0	13	1	1	0	0	5	41
Circuit Total	0	45	0	2	0	25	3	12	2	0	6	95	
40	McDonald	0	12	0	1	0	5	1	4	0	0	0	23
	Newton	0	21	0	5	0	7	2	6	2	0	2	45
Circuit Total	0	33	0	6	0	12	3	10	2	0	2	68	
41	Macon	0	0	0	2	1	0	0	3	1	0	0	7
	Shelby	0	2	0	0	0	1	0	2	0	0	0	5
Circuit Total	0	2	0	2	1	1	0	5	1	0	0	12	
42	Crawford	0	5	1	0	0	2	1	3	1	0	3	16
	Dent	0	2	0	1	0	1	0	5	0	0	3	12
	Iron	0	2	1	0	0	0	0	2	0	0	1	6
	Reynolds	0	3	0	0	0	1	0	1	0	0	0	5
	Wayne	0	4	0	0	0	0	0	0	0	0	1	5
Circuit Total	0	16	2	1	0	4	1	11	1	0	8	44	
43	Caldwell	0	5	0	0	0	0	0	2	1	0	0	8
	Clinton	0	4	1	0	0	3	2	3	3	0	1	17
	Daviess	0	1	0	0	0	0	0	0	0	0	0	1
	DeKalb	0	1	0	0	0	3	0	2	0	0	1	7
	Livingston	0	2	0	1	0	0	0	1	1	0	0	5
	Circuit Total	0	13	1	1	0	6	2	8	5	0	2	38
44	Douglas	0	4	0	0	0	2	1	3	0	0	1	11
	Ozark	0	0	0	0	0	1	0	2	0	0	1	4
	Wright	0	4	0	1	0	2	1	2	1	0	0	11
Circuit Total	0	8	0	1	0	5	2	7	1	0	2	26	
45	Lincoln	0	14	1	0	0	8	2	3	6	0	9	43
	Pike	0	3	0	0	0	3	0	1	1	0	2	10
Circuit Total	0	17	1	0	0	11	2	4	7	0	11	53	
46	Taney	0	29	1	5	0	34	2	3	6	0	29	109
	Circuit Total	0	29	1	5	0	34	2	3	6	0	29	109
STATE TOTAL		278	4,285	2,694	525	35	2,012	264	730	688	15	1,136	12,662

Table 34
Circuit Court, FY 2020
Contract Cases Filed by Case Type

Cir. No.	County	Breach of Contract	Promissory Note	Specific Performance	Suit on Account	Other	Total Cases
1	Clark	4	1	0	0	1	6
	Schulyer	3	0	0	1	0	4
	Scotland	1	0	0	0	0	1
	Circuit Total	8	1	0	1	1	11
2	Adair	3	0	0	6	2	11
	Knox	1	0	0	0	0	1
	Lewis	5	1	0	1	1	8
	Circuit Total	9	1	0	7	3	20
3	Grundy	4	0	0	2	1	7
	Harrison	3	0	0	5	1	9
	Mercer	0	0	2	2	1	5
	Putnam	2	0	0	0	0	2
	Circuit Total	9	0	2	9	3	23
4	Atchison	1	0	0	2	1	4
	Gentry	0	0	0	5	0	5
	Holt	1	2	0	2	0	5
	Nodaway	2	1	0	1	0	4
	Worth	0	1	0	2	0	3
	Circuit Total	4	4	0	12	1	21
5	Andrew	0	0	3	6	5	14
	Buchanan	16	3	1	41	2	63
	Circuit Total	16	3	4	47	7	77
6	Platte	43	2	1	8	18	72
	Circuit Total	43	2	1	8	18	72
7	Clay	75	7	1	22	19	124
	Circuit Total	75	7	1	22	19	124
8	Carroll	1	0	0	0	0	1
	Ray	9	2	1	3	2	17
	Circuit Total	10	2	1	3	2	18
9	Chariton	0	0	0	0	3	3
	Linn	6	0	0	1	1	8
	Sullivan	1	0	0	0	2	3
	Circuit Total	7	0	0	1	6	14
10	Marion	11	0	1	9	3	24
	Monroe	3	0	0	3	0	6
	Ralls	4	0	0	0	0	4
	Circuit Total	18	0	1	12	3	34
11	St. Charles	144	13	2	28	27	214
	Circuit Total	144	13	2	28	27	214
12	Audrain	2	1	0	3	0	6
	Montgomery	3	0	0	3	0	6
	Warren	8	0	0	0	1	9
	Circuit Total	13	1	0	6	1	21
13	Boone	55	3	0	12	8	78
	Callaway	15	1	0	1	4	21
	Circuit Total	70	4	0	13	12	99
14	Howard	0	1	0	0	2	3
	Randolph	3	0	0	4	1	8
	Circuit Total	3	1	0	4	3	11
15	Lafayette	2	0	0	3	0	5
	Saline	7	1	1	3	2	14
	Circuit Total	9	1	1	6	2	19
16	Jackson	320	17	3	41	107	488
	Circuit Total	320	17	3	41	107	488
17	Cass	27	2	0	6	8	43
	Johnson	8	0	1	1	2	12
	Circuit Total	35	2	1	7	10	55
18	Cooper	4	0	0	0	1	5
	Pettis	2	1	0	5	20	28
	Circuit Total	6	1	0	5	21	33
19	Cole	34	6	0	4	6	50
	Circuit Total	34	6	0	4	6	50
20	Franklin	23	4	2	7	5	41
	Gasconade	5	2	0	2	0	9
	Osage	1	1	0	2	1	5
	Circuit Total	29	7	2	11	6	55
21	St. Louis County	702	46	7	98	155	1,008
	Circuit Total	702	46	7	98	155	1,008
22	City of St. Louis	204	6	1	29	43	283
	Circuit Total	204	6	1	29	43	283
23	Jefferson	78	1	3	8	4	94
	Circuit Total	78	1	3	8	4	94
24	Madison	1	0	0	0	0	1
	St. Francois	9	0	0	8	5	22
	Ste. Genevieve	4	0	1	1	1	7
	Washington	5	1	1	0	4	11
	Circuit Total	19	1	2	9	10	41

Table 34
Circuit Court, FY 2020
Contract Cases Filed by Case Type

Cir. No.	County	Breach of Contract	Promissory Note	Specific Performance	Suit on Account	Other	Total Cases
25	Maries	1	0	0	2	2	5
	Phelps	8	3	1	92	27	131
	Fulaski	9	1	0	6	20	36
	Texas	6	0	1	5	1	13
	Circuit Total	24	4	2	105	50	185
26	Camden	31	1	1	5	7	45
	Laclede	5	0	0	2	1	8
	Miller	5	1	0	3	2	11
	Moniteau	2	0	0	0	1	3
	Morgan	8	0	1	3	0	12
	Circuit Total	51	2	2	13	11	79
27	Bates	9	1	0	1	0	11
	Henry	6	0	0	0	3	9
	St. Clair	1	1	0	1	0	3
	Circuit Total	16	2	0	2	3	23
28	Barton	6	0	0	1	0	7
	Cedar	3	1	0	2	0	6
	Dade	1	0	1	0	2	4
	Vernon	5	0	0	3	1	9
	Circuit Total	15	1	1	6	3	26
29	Jasper	27	5	0	39	7	78
	Circuit Total	27	5	0	39	7	78
30	Benton	3	0	0	0	0	3
	Dallas	2	1	0	2	0	5
	Hickory	2	0	0	0	0	2
	Polk	9	0	0	0	5	16
	Webster	13	2	0	0	6	21
	Circuit Total	29	5	0	2	11	47
31	Greene	157	23	2	32	23	237
	Circuit Total	157	23	2	32	23	237
32	Bollinger	2	0	0	0	0	2
	Cape Girardeau	36	5	0	38	12	91
	Perry	2	0	0	4	0	6
	Circuit Total	40	5	0	42	12	99
33	Mississippi	3	0	0	2	0	5
	Scott	6	1	3	1	1	12
	Circuit Total	9	1	3	3	1	17
34	New Madrid	5	0	0	1	0	6
	Pemiscot	6	0	0	1	6	13
	Circuit Total	11	0	0	2	6	19
35	Dunklin	5	0	0	6	9	20
	Stoddard	13	5	0	4	1	23
	Circuit Total	18	5	0	10	10	43
36	Butler	12	1	0	10	4	27
	Ripley	1	0	0	4	0	5
	Circuit Total	13	1	0	14	4	32
37	Carter	2	1	0	1	2	6
	Howell	19	1	1	6	2	29
	Oregon	0	0	0	1	0	1
	Shannon	1	0	0	0	0	1
	Circuit Total	22	2	1	8	4	37
38	Christian	28	3	0	7	3	41
	Circuit Total	28	3	0	7	3	41
39	Barry	12	1	1	3	3	20
	Lawrence	8	4	0	2	2	16
	Stone	9	3	2	122	28	164
	Circuit Total	29	8	3	127	33	200
40	McDonald	7	0	0	5	4	16
	Newton	18	3	0	58	4	83
	Circuit Total	25	3	0	63	8	99
41	Macon	7	3	1	0	4	15
	Shelby	0	0	0	4	0	4
	Circuit Total	7	3	1	4	4	19
42	Crawford	6	1	0	1	0	8
	Dent	3	1	0	0	0	4
	Iron	1	0	0	1	0	2
	Reynolds	1	0	0	0	1	2
	Wayne	4	1	0	3	1	9
	Circuit Total	15	3	0	5	2	25
43	Caldwell	2	0	0	6	0	8
	Clinton	8	1	0	6	2	17
	Daviess	1	0	0	2	0	3
	DeKalb	3	2	0	3	0	8
	Livingston	3	0	0	3	0	6
	Circuit Total	17	3	0	20	2	42
44	Douglas	3	0	0	0	1	4
	Ozark	6	1	0	0	0	7
	Wright	5	3	0	5	2	15
	Circuit Total	14	4	0	5	3	26
45	Lincoln	12	0	0	5	1	18
	Pike	5	1	0	1	0	7
	Circuit Total	17	1	0	6	1	25
46	Taney	56	7	0	13	4	80
	Circuit Total	56	7	0	13	4	80
STATE TOTAL		2,505	218	47	919	675	4,364

Table 35
Circuit Court, FY 2020
Administrative Review Cases Filed by Case Type

Cir. No.	County	Hearing - Refuse	License Revoc/	Limit Dr	Chapter 536 State	TDN of DOR	Revw DOR	Other	Total Cases
		Breathalyzer	Suspend	Privilege	Agency Review	Decision	Dealer Lic		
1	Clark	0	0	0	0	0	0	0	0
	Schulyer	0	1	0	0	0	0	0	1
	Scotland	0	0	0	0	0	0	0	0
	Circuit Total	0	1	0	0	0	0	0	1
2	Adair	3	4	5	1	3	0	3	19
	Knox	1	1	0	0	0	0	1	3
	Lewis	0	1	0	0	0	0	0	1
	Circuit Total	4	6	5	1	3	0	4	23
3	Grundy	0	0	1	0	0	0	0	1
	Harrison	0	0	0	0	0	0	2	2
	Mercer	0	0	0	0	0	0	1	1
	Putnam	0	0	1	1	0	0	2	4
	Circuit Total	0	0	2	1	0	0	5	8
4	Atchison	0	0	0	0	0	0	1	1
	Gentry	0	0	0	0	0	0	0	0
	Holt	0	0	0	0	0	0	0	0
	Nodaway	0	0	0	2	0	0	1	3
	Worth	0	0	0	0	0	0	0	0
	Circuit Total	0	0	0	2	0	0	2	4
5	Andrew	0	0	0	0	0	0	1	1
	Buchanan	0	2	1	5	2	1	8	19
	Circuit Total	0	2	1	5	2	1	9	20
6	Platte	1	0	0	0	0	0	6	7
	Circuit Total	1	0	0	0	0	0	6	7
7	Clay	1	0	3	3	28	1	8	44
	Circuit Total	1	0	3	3	28	1	8	44
8	Carroll	0	0	1	0	0	0	2	3
	Ray	0	0	2	0	0	0	1	3
	Circuit Total	0	0	3	0	0	0	3	6
9	Chariton	0	0	0	0	1	0	0	1
	Linn	1	1	0	0	0	1	1	4
	Sullivan	1	2	1	0	0	0	2	6
	Circuit Total	2	3	1	0	1	1	3	11
10	Marion	0	0	1	0	0	1	2	4
	Monroe	0	1	0	0	0	0	0	1
	Ralls	0	0	0	0	1	0	2	3
	Circuit Total	0	1	1	0	1	1	4	8
11	St. Charles	0	97	65	3	49	0	17	231
	Circuit Total	0	97	65	3	49	0	17	231
12	Audrain	1	0	0	0	0	0	5	6
	Montgomery	0	2	0	0	0	0	1	3
	Warren	0	5	3	2	2	0	1	13
	Circuit Total	1	7	3	2	2	0	7	22
13	Boone	0	1	1	0	4	0	10	16
	Callaway	0	0	0	0	1	0	1	2
	Circuit Total	0	1	1	0	5	0	11	18
14	Howard	0	0	0	0	0	0	1	1
	Randolph	0	2	1	0	0	0	5	8
	Circuit Total	0	2	1	0	0	0	6	9
15	Lafayette	7	7	2	0	8	0	4	28
	Saline	3	3	3	0	0	1	3	13
	Circuit Total	10	10	5	0	8	1	7	41
16	Jackson	64	45	20	1	9	1	58	198
	Circuit Total	64	45	20	1	9	1	58	198
17	Cass	0	0	0	0	0	0	5	5
	Johnson	34	4	4	0	9	0	12	63
	Circuit Total	34	4	4	0	9	0	17	68
18	Cooper	0	0	0	0	0	0	0	0
	Pettis	0	2	2	0	0	0	2	6
	Circuit Total	0	2	2	0	0	0	2	6
19	Cole	2	3	0	33	1	0	29	68
	Circuit Total	2	3	0	33	1	0	29	68
20	Franklin	3	7	3	0	9	0	6	28
	Gasconade	0	1	1	0	3	0	1	6
	Osage	0	0	0	0	0	0	1	1
	Circuit Total	3	8	4	0	12	0	8	35
21	St. Louis County	0	0	0	23	0	0	39	62
	Circuit Total	0	0	0	23	0	0	39	62
22	City of St. Louis	25	24	11	14	7	0	41	122
	Circuit Total	25	24	11	14	7	0	41	122
23	Jefferson	188	40	41	1	5	0	41	316
	Circuit Total	188	40	41	1	5	0	41	316
24	Madison	0	1	1	0	0	0	1	3
	St. Francois	0	3	1	0	1	0	4	9
	Ste. Genevieve	1	2	0	0	0	0	2	5
	Washington	0	1	0	0	0	0	9	10
	Circuit Total	1	7	2	0	1	0	16	27

Table 35
Circuit Court, FY 2020
Administrative Review Cases Filed by Case Type

Cir. No.	County	Hearing - Refuse	License Revoc/	Limit Dr	Chapter 536 State	TDN of DOR	Revw DOR	Other	Total Cases
		Breathalyzer	Suspend	Privilege	Agency Review	Decision	Dealer Lic		
25	Maries	0	0	1	0	0	0	2	3
	Phelps	1	3	5	0	3	0	5	17
	Pulaski	0	0	0	2	4	1	3	10
	Texas	0	2	1	0	0	0	3	6
	Circuit Total	1	5	7	2	7	1	13	36
26	Camden	6	13	4	0	8	0	7	38
	Laclede	0	6	2	0	0	0	3	11
	Miller	4	2	1	1	4	0	3	15
	Monteau	0	1	3	1	0	0	0	5
	Morgan	5	1	1	0	1	0	1	9
	Circuit Total	15	23	11	2	13	0	14	78
27	Bates	2	0	1	0	0	0	0	3
	Henry	0	0	0	0	0	0	3	3
	St. Clair	0	0	0	0	0	0	1	1
	Circuit Total	2	0	1	0	0	0	4	7
28	Barton	0	1	0	0	0	0	0	1
	Cedar	1	1	0	0	0	0	2	4
	Dade	1	0	0	0	0	0	1	2
	Vernon	2	0	4	0	0	0	2	8
	Circuit Total	4	2	4	0	0	0	5	15
29	Jasper	0	1	0	0	0	0	6	7
	Circuit Total	0	1	0	0	0	0	6	7
30	Benton	0	0	0	0	0	0	0	0
	Dallas	0	0	0	0	0	0	0	0
	Hickory	0	2	0	0	0	0	3	5
	Polk	0	4	1	0	0	0	3	8
	Webster	1	0	0	0	0	0	2	3
	Circuit Total	1	6	1	0	0	0	8	16
31	Greene	51	155	96	6	8	1	65	382
	Circuit Total	51	155	96	6	8	1	65	382
32	Bollinger	0	0	0	0	0	0	4	4
	Cape Girardeau	0	12	8	0	4	1	7	32
	Perry	0	1	0	0	3	0	2	6
	Circuit Total	0	13	8	0	7	1	13	42
33	Mississippi	0	2	0	0	0	0	0	2
	Scott	1	2	2	0	0	0	7	12
	Circuit Total	1	4	2	0	0	0	7	14
34	New Madrid	1	3	1	0	0	0	0	5
	Pemiscot	2	5	4	0	0	0	4	15
	Circuit Total	3	8	5	0	0	0	4	20
35	Dunklin	4	11	1	2	0	0	6	24
	Stoddard	1	6	6	1	2	0	9	25
	Circuit Total	5	17	7	3	2	0	15	49
36	Butler	0	1	0	5	3	0	5	14
	Ripley	0	0	0	0	1	0	3	4
	Circuit Total	0	1	0	5	4	0	8	18
37	Carter	0	1	1	0	0	0	2	4
	Howell	0	1	0	1	0	0	7	9
	Oregon	0	0	0	0	1	0	2	3
	Shannon	0	0	0	0	0	0	1	1
	Circuit Total	0	2	1	1	1	0	12	17
38	Christian	4	20	7	0	2	0	8	41
	Circuit Total	4	20	7	0	2	0	8	41
39	Barry	0	7	0	0	1	0	2	10
	Lawrence	1	7	6	0	1	0	6	21
	Stone	0	4	0	0	0	0	0	4
	Circuit Total	1	18	6	0	2	0	8	35
40	McDonald	2	1	1	0	0	0	2	6
	Newton	2	9	0	0	0	0	2	13
	Circuit Total	4	10	1	0	0	0	4	19
41	Macon	0	2	4	0	1	0	5	12
	Shelby	0	0	0	0	0	0	0	0
	Circuit Total	0	2	4	0	1	0	5	12
42	Crawford	0	0	1	1	1	0	0	3
	Dent	0	0	3	0	0	0	1	4
	Iron	0	0	0	0	0	0	1	1
	Reynolds	0	0	0	0	1	0	1	2
	Wayne	2	0	0	0	0	0	1	3
	Circuit Total	2	0	4	1	2	0	4	13
43	Caldwell	0	0	0	0	0	0	1	1
	Clinton	1	1	0	0	0	0	1	3
	Daviess	0	2	0	0	0	0	0	2
	DeKalb	0	0	0	0	0	0	1	1
	Livingston	0	0	0	1	0	0	3	4
	Circuit Total	1	3	0	1	0	0	6	11
44	Douglas	0	2	0	0	0	0	3	5
	Ozark	1	0	1	0	0	0	0	2
	Wright	1	4	1	1	0	0	2	9
	Circuit Total	2	6	2	1	0	0	5	16
45	Lincoln	0	5	3	2	1	0	3	14
	Pike	0	3	1	0	3	0	0	7
	Circuit Total	0	8	4	2	4	0	3	21
46	Taney	0	3	0	0	0	0	8	11
	Circuit Total	0	3	0	0	0	0	8	11
STATE TOTAL		433	570	346	113	196	9	568	2,235

Table 36
Circuit Court, FY 2020
Real Estate Cases Filed by Case Type

Cir. No.	County	Application-Enforce	Eminent Domain/Condemnation		Exception	Fore-Closure	Partition	Quiet Title	Rent and Possession	Unlawful Detainer	Landlord Complaint	Other	Total Cases
		Mechanic's Lien	State	Other									
1	Clark	0	0	0	0	1	1	0	0	0	0	0	2
	Schulyer	0	0	0	0	1	1	0	0	0	1	0	3
	Scotland	0	0	0	0	2	0	0	0	0	0	0	2
	Circuit Total	0	0	0	0	0	4	2	0	0	0	1	7
2	Adair	0	0	0	0	2	3	0	0	0	0	0	5
	Knox	0	0	1	0	0	0	0	0	0	0	2	3
	Lewis	0	0	1	0	0	1	2	0	0	0	1	5
	Circuit Total	0	0	2	0	0	3	5	0	0	0	3	13
3	Grundy	0	0	0	0	2	1	1	0	0	1	0	5
	Harrison	0	0	0	0	0	0	0	0	0	0	0	0
	Mercer	0	0	0	0	0	1	0	0	0	0	1	2
	Putnam	0	0	0	0	0	1	2	0	0	0	0	3
	Circuit Total	0	0	0	0	0	3	4	1	0	1	1	10
4	Atchison	0	0	0	0	0	1	0	1	0	0	1	3
	Gentry	0	0	0	0	0	0	2	0	0	0	1	3
	Holt	0	0	0	0	1	1	0	0	0	0	0	2
	Nodaway	0	0	0	0	0	0	2	0	0	0	0	2
	Worth	0	0	0	0	0	0	0	0	0	0	0	0
	Circuit Total	0	0	0	0	0	1	6	0	1	0	2	10
5	Andrew	0	0	0	0	1	2	0	0	0	0	1	4
	Buchanan	1	0	0	0	0	3	17	0	1	0	2	24
	Circuit Total	1	0	0	0	0	4	19	0	1	0	3	28
6	Platte	2	0	2	0	3	5	14	0	0	2	4	32
	Circuit Total	2	0	2	0	3	5	14	0	0	2	4	32
7	Clay	3	1	0	0	7	7	16	1	1	1	17	54
	Circuit Total	3	1	0	0	7	7	16	1	1	1	17	54
8	Carroll	0	0	0	0	2	2	2	0	0	0	1	5
	Ray	0	0	0	0	2	6	1	0	0	0	1	10
	Circuit Total	0	0	0	0	0	4	8	1	0	0	2	15
9	Chariton	0	0	0	0	1	1	0	0	0	0	1	3
	Linn	0	0	0	0	0	0	0	0	0	0	0	0
	Sullivan	0	0	0	0	0	0	0	0	0	0	0	0
	Circuit Total	0	0	0	0	1	1	0	0	0	0	1	3
10	Marion	0	0	1	0	2	2	0	0	0	0	2	7
	Monroe	1	0	0	0	1	2	0	0	0	0	1	5
	Ralls	0	0	0	0	0	0	0	0	0	0	0	0
	Circuit Total	1	0	1	0	0	3	4	0	0	0	3	12
11	St. Charles	7	0	10	8	20	8	17	4	0	2	12	88
	Circuit Total	7	0	10	8	20	8	17	4	0	2	12	88
12	Audrain	0	0	0	0	1	2	4	0	0	0	1	8
	Montgomery	1	0	0	0	1	1	8	0	0	0	1	12
	Warren	0	0	0	0	0	4	5	0	0	0	4	13
	Circuit Total	1	0	0	0	2	7	17	0	0	0	6	33
13	Boone	1	0	1	0	1	5	6	2	0	0	3	19
	Callaway	0	0	4	0	0	1	6	0	0	0	2	13
	Circuit Total	1	0	5	0	1	6	12	2	0	0	5	32
14	Howard	0	0	0	0	0	0	1	0	0	0	4	5
	Randolph	2	0	0	0	0	0	11	1	0	0	0	14
	Circuit Total	2	0	0	0	0	0	12	1	0	0	4	19
15	Lafayette	0	0	0	0	6	4	0	0	0	0	2	12
	Saline	0	0	0	0	0	1	7	0	0	0	1	9
	Circuit Total	0	0	0	0	0	7	11	0	0	0	3	21
16	Jackson	9	4	1	1	19	7	107	8	6	2	156	320
	Circuit Total	9	4	1	1	19	7	107	8	6	2	156	320
17	Cass	0	0	0	0	0	0	10	0	1	0	2	13
	Johnson	1	0	0	0	0	1	9	120	30	0	3	164
	Circuit Total	1	0	0	0	0	1	19	120	31	0	5	177
18	Cooper	0	1	0	0	0	1	2	0	0	0	0	4
	Pettis	0	0	0	0	1	1	5	0	0	0	2	9
	Circuit Total	0	1	0	0	1	2	7	0	0	0	2	13
19	Cole	1	0	1	0	1	1	3	1	1	0	6	15
	Circuit Total	1	0	1	0	1	1	3	1	1	0	6	15
20	Franklin	0	0	0	0	1	5	24	0	0	0	5	35
	Gasconade	0	0	0	0	0	1	3	0	0	0	0	4
	Osage	0	0	0	0	0	3	1	0	0	0	1	5
	Circuit Total	0	0	0	0	1	9	28	0	0	0	6	44
21	St. Louis County	16	2	17	2	46	18	270	3	1	4	51	430
	Circuit Total	16	2	17	2	46	18	270	3	1	4	51	430
22	City of St. Louis	9	1	1	0	7	9	70	0	0	0	758	855
	Circuit Total	9	1	1	0	7	9	70	0	0	0	758	855
23	Jefferson	4	0	2	0	4	5	46	1	0	1	21	84
	Circuit Total	4	0	2	0	4	5	46	1	0	1	21	84
24	Madison	0	0	0	0	0	0	1	0	0	0	0	1
	St. Francois	0	0	0	0	1	2	11	0	0	0	2	16
	Ste. Genevieve	0	0	0	0	1	4	0	0	0	0	2	7
	Washington	0	0	0	0	0	1	7	0	0	0	1	9
	Circuit Total	0	0	0	0	2	7	19	0	0	0	5	33

Table 36
Circuit Court, FY 2020
Real Estate Cases Filed by Case Type

Cir. No.	County	Application-Enforce	Eminent Domain/Condemnation		Exception	Fore-Closure	Partition	Quiet Title	Rent and Possession	Unlawful Detainer	Landlord Complaint	Other	Total Cases
		Mechanic's Lien	State	Other									
25	Maries	0	0	0	0	0	1	1	0	0	0	0	2
	Phelps	1	0	0	0	0	0	6	0	0	0	2	9
	Pulaski	0	0	0	0	0	2	5	0	0	0	0	7
	Texas	0	1	0	0	1	2	5	0	1	0	2	12
	Circuit Total	1	1	0	0	1	5	17	0	1	0	4	30
26	Camden	0	0	0	0	2	4	22	1	0	0	6	35
	Laclede	0	0	0	0	1	2	5	1	0	0	4	13
	Miller	0	1	0	0	0	1	13	0	0	0	1	16
	Moniteau	0	0	0	0	0	0	4	0	1	0	1	6
	Morgan	1	0	0	0	2	0	23	0	0	0	1	27
	Circuit Total	1	1	0	0	5	7	67	2	1	0	13	97
27	Bates	1	0	0	0	0	1	3	0	0	0	2	7
	Henry	1	0	0	0	1	1	2	0	0	0	3	8
	St. Clair	0	0	0	0	0	2	3	0	0	0	0	5
	Circuit Total	2	0	0	0	1	4	8	0	0	0	5	20
28	Barton	0	0	0	0	0	0	0	0	0	0	0	0
	Cedar	0	0	0	0	0	2	1	0	0	0	1	4
	Dade	0	0	0	0	0	2	0	0	0	0	0	2
	Vernon	0	0	0	0	0	0	5	0	0	0	0	5
	Circuit Total	0	0	0	0	0	4	6	0	0	0	1	11
29	Jasper	2	0	1	0	1	3	27	1	2	0	8	45
	Circuit Total	2	0	1	0	1	3	27	1	2	0	8	45
30	Benton	0	0	0	0	3	5	6	0	0	0	3	17
	Dallas	0	0	0	0	1	2	2	0	0	0	2	7
	Hickory	0	0	0	0	0	2	6	0	0	0	0	8
	Polk	0	0	0	0	0	2	2	0	0	0	4	8
	Webster	0	0	1	0	0	5	5	0	0	0	2	13
Circuit Total	0	0	1	0	4	16	21	0	0	0	11	53	
31	Greene	1	0	0	0	5	5	40	0	0	0	12	63
	Circuit Total	1	0	0	0	5	5	40	0	0	0	12	63
32	Bollinger	0	0	0	0	0	0	0	0	0	0	2	2
	Cape Girardeau	1	0	0	2	2	2	8	4	1	0	9	29
	Perry	0	0	0	0	1	1	2	0	0	0	0	4
	Circuit Total	1	0	0	2	3	3	10	4	1	0	11	35
33	Mississippi	0	0	0	0	1	1	5	0	2	0	1	10
	Scott	0	0	0	0	0	2	5	0	1	0	0	8
	Circuit Total	0	0	0	0	1	3	10	0	3	0	1	18
34	New Madrid	0	0	0	0	0	3	2	1	0	0	1	7
	Pemiscot	0	0	0	0	0	2	2	0	0	0	0	4
	Circuit Total	0	0	0	0	0	5	4	1	0	0	1	11
35	Dunklin	0	0	1	0	0	3	6	0	1	0	1	12
	Stoddard	0	0	0	0	0	2	6	0	1	0	0	9
	Circuit Total	0	0	1	0	0	5	12	0	2	0	1	21
36	Butler	0	0	0	0	0	3	17	0	1	0	6	27
	Ripley	0	0	0	0	0	4	7	0	0	0	2	13
	Circuit Total	0	0	0	0	0	7	24	0	1	0	8	40
37	Carter	0	0	0	0	0	0	4	0	0	0	0	4
	Howell	2	0	0	0	0	0	7	1	4	0	1	15
	Oregon	0	0	0	0	1	1	1	0	0	0	2	5
	Shannon	0	0	0	0	0	0	1	1	0	0	0	2
Circuit Total	2	0	0	0	1	1	13	2	4	0	3	26	
38	Christian	2	0	0	0	0	3	6	1	0	0	8	20
	Circuit Total	2	0	0	0	0	3	6	1	0	0	8	20
39	Barry	0	1	0	0	0	4	21	0	0	0	4	30
	Lawrence	1	0	0	0	0	4	8	0	0	0	3	16
	Stone	1	0	0	0	0	3	31	0	1	0	9	45
	Circuit Total	2	1	0	0	0	11	60	0	1	0	16	91
40	McDonald	0	0	0	0	1	1	13	0	0	0	1	16
	Newton	2	0	1	0	0	3	14	0	1	0	3	24
	Circuit Total	2	0	1	0	1	4	27	0	1	0	4	40
41	Macon	0	0	0	0	0	0	5	1	0	0	2	8
	Shelby	0	0	0	0	0	1	1	0	0	0	0	2
	Circuit Total	0	0	0	0	0	1	6	1	0	0	2	10
42	Crawford	1	0	0	0	0	2	17	0	0	0	3	23
	Dent	0	0	0	0	0	2	1	0	0	0	2	5
	Iron	0	0	0	0	0	0	4	0	0	0	1	5
	Reynolds	0	0	0	0	0	1	0	0	4	0	0	5
	Wayne	0	0	0	0	0	0	6	0	0	0	3	9
	Circuit Total	1	0	0	0	0	5	28	0	4	0	9	47
43	Caldwell	0	0	0	0	0	1	3	0	0	0	1	5
	Clinton	0	0	0	0	0	0	3	0	0	0	0	3
	Daviess	0	0	0	0	0	0	6	0	0	0	2	8
	DeKalb	0	0	0	0	0	2	1	0	0	0	2	5
	Livingston	0	0	0	0	0	1	2	0	0	0	0	3
	Circuit Total	0	0	0	0	0	4	15	0	0	0	5	24
44	Douglas	0	0	0	0	0	2	5	0	2	0	1	10
	Ozark	0	0	0	0	0	2	5	0	0	0	1	8
	Wright	0	0	0	0	0	0	4	0	1	0	4	9
	Circuit Total	0	0	0	0	0	4	14	0	3	0	6	27
45	Lincoln	1	0	0	0	1	4	12	0	0	0	4	22
	Pike	0	0	0	0	1	0	3	0	0	0	1	5
	Circuit Total	1	0	0	0	2	4	15	0	0	0	5	27
46	Taney	2	0	2	0	5	3	11	1	0	0	4	28
	Circuit Total	2	0	2	0	5	3	11	1	0	0	4	28
	STATE TOTAL	78	12	48	13	145	229	1,157	156	66	13	1,215	3,132

Table 37
Circuit Court, FY 2020
Extraordinary Remedy Cases Filed by Case Type

Cir. No.	County	Declaratory Judgment	Habeas Corpus	Injunction	Temporary Restraining Order	Show Cause to Enforce Jury Service	Other	Total Cases
1	Clark	1	0	0	0	0	0	1
	Schulyer	0	0	2	0	0	1	3
	Scotland	0	0	0	0	0	0	0
	Circuit Total	1	0	2	0	0	1	4
2	Adair	2	0	1	0	0	0	3
	Knox	0	0	1	0	0	0	1
	Lewis	2	0	0	0	0	0	2
	Circuit Total	4	0	2	0	0	0	6
3	Grundy	1	0	0	0	0	0	1
	Harrison	1	0	0	0	0	0	1
	Mercer	0	0	1	0	0	0	1
	Putnam	1	0	0	1	0	0	2
	Circuit Total	3	0	1	1	0	0	5
4	Atchison	0	0	1	0	0	0	1
	Gentry	0	0	0	0	0	0	0
	Holt	1	0	0	0	0	0	1
	Nodaway	3	1	0	1	0	0	5
	Worth	0	0	0	0	0	0	0
	Circuit Total	4	1	1	1	0	0	7
5	Andrew	1	0	0	0	0	0	1
	Buchanan	12	11	0	0	1	0	24
	Circuit Total	13	11	0	0	1	0	25
6	Platte	7	0	4	0	0	1	12
	Circuit Total	7	0	4	0	0	1	12
7	Clay	19	1	10	2	0	1	33
	Circuit Total	19	1	10	2	0	1	33
8	Carroll	1	0	1	0	0	0	2
	Ray	4	0	0	0	0	2	6
	Circuit Total	5	0	1	0	0	2	8
9	Chariton	2	0	0	0	0	0	2
	Linn	2	1	0	0	0	1	4
	Sullivan	0	0	1	1	0	0	2
	Circuit Total	4	1	1	1	0	1	8
10	Marion	4	0	0	0	0	1	5
	Monroe	1	0	0	0	0	0	1
	Ralls	0	0	0	0	0	1	1
	Circuit Total	5	0	0	0	0	2	7
11	St. Charles	31	2	14	10	0	4	61
	Circuit Total	31	2	14	10	0	4	61
12	Audrain	1	1	0	0	0	0	2
	Montgomery	2	0	0	0	0	0	2
	Warren	10	0	1	0	0	0	11
	Circuit Total	13	1	1	0	0	0	15
13	Boone	9	0	9	0	7	1	26
	Callaway	4	5	2	1	19	0	31
	Circuit Total	13	5	11	1	26	1	57
14	Howard	2	0	1	0	0	2	5
	Randolph	0	7	2	0	0	0	9
	Circuit Total	2	7	3	0	0	2	14
15	Lafayette	7	0	0	0	0	0	7
	Saline	0	0	0	0	0	0	0
	Circuit Total	7	0	0	0	0	0	7
16	Jackson	60	3	31	16	0	6	116
	Circuit Total	60	3	31	16	0	6	116
17	Cass	3	0	4	2	1	0	10
	Johnson	8	0	0	2	0	0	10
	Circuit Total	11	0	4	4	1	0	20
18	Cooper	4	0	1	0	0	0	5
	Pettis	1	1	0	1	0	0	3
	Circuit Total	5	1	1	1	0	0	8
19	Cole	82	32	7	4	0	22	147
	Circuit Total	82	32	7	4	0	22	147
20	Franklin	11	0	4	1	0	0	16
	Gasconade	2	0	2	0	0	0	4
	Osage	0	0	0	0	0	0	0
	Circuit Total	13	0	6	1	0	0	20
21	St. Louis County	117	16	61	32	0	23	249
	Circuit Total	117	16	61	32	0	23	249
22	City of St. Louis	94	4	24	15	0	19	156
	Circuit Total	94	4	24	15	0	19	156
23	Jefferson	14	1	6	2	2	4	29
	Circuit Total	14	1	6	2	2	4	29
24	Madison	3	0	1	0	0	0	4
	St. Francois	7	26	4	1	0	6	44
	Ste. Genevieve	5	0	1	0	0	0	6
	Washington	4	11	0	2	0	1	18
	Circuit Total	19	37	6	3	0	7	72

Table 37
Circuit Court, FY 2020
Extraordinary Remedy Cases Filed by Case Type

Cir. No.	County	Declaratory Judgment	Habeas Corpus	Injunction	Temporary Restraining Order	Show Cause to Enforce Jury Service	Other	Total Cases
25	Maries	2	0	0	0	0	0	2
	Phelps	7	0	0	0	0	1	8
	Pulaski	3	0	2	2	0	0	7
	Texas	6	22	1	1	0	1	31
	Circuit Total	18	22	3	3	0	2	48
26	Camden	7	1	4	3	0	0	15
	Laclede	4	1	2	1	0	0	8
	Miller	4	0	2	0	0	1	7
	Moniteau	1	2	1	0	0	0	4
	Morgan	15	0	0	0	0	0	15
	Circuit Total	31	4	9	4	0	1	49
27	Bates	1	0	1	0	0	0	2
	Henry	0	0	1	0	0	0	1
	St. Clair	5	0	0	0	0	0	5
	Circuit Total	6	0	2	0	0	0	8
28	Barton	2	0	0	0	0	0	2
	Cedar	1	0	1	0	0	0	2
	Dade	4	0	1	0	0	0	5
	Vernon	2	0	0	0	0	0	2
	Circuit Total	9	0	2	0	0	0	11
29	Jasper	10	0	3	1	0	3	17
	Circuit Total	10	0	3	1	0	3	17
30	Benton	2	0	1	0	0	0	3
	Dallas	2	0	0	0	0	0	2
	Hickory	1	0	1	0	0	0	2
	Polk	2	0	0	1	0	1	4
	Webster	13	1	2	0	0	2	18
	Circuit Total	20	1	4	1	0	3	29
31	Greene	27	7	33	7	0	1	75
	Circuit Total	27	7	33	7	0	1	75
32	Bollinger	2	1	0	1	0	0	4
	Cape Girardeau	10	0	3	0	0	1	14
	Perry	5	0	0	1	0	0	6
	Circuit Total	17	1	3	2	0	1	24
33	Mississippi	2	25	0	0	0	1	28
	Scott	3	0	1	0	0	2	6
	Circuit Total	5	25	1	0	0	3	34
34	New Madrid	4	0	1	0	0	0	5
	Pemiscot	2	0	0	0	0	0	2
	Circuit Total	6	0	1	0	0	0	7
35	Dunklin	11	0	0	0	0	0	11
	Stoddard	6	0	0	0	0	0	6
	Circuit Total	17	0	0	0	0	0	17
36	Butler	7	1	0	0	0	0	8
	Ripley	1	0	1	0	0	1	3
	Circuit Total	8	1	1	0	0	1	11
37	Carter	4	0	1	1	0	0	6
	Howell	4	1	1	1	0	0	7
	Oregon	0	0	1	0	0	0	1
	Shannon	1	0	0	0	0	0	1
	Circuit Total	9	1	3	2	0	0	15
38	Christian	7	1	4	1	0	1	14
	Circuit Total	7	1	4	1	0	1	14
39	Barry	5	0	3	0	0	0	8
	Lawrence	21	1	2	1	0	0	25
	Stone	8	0	16	1	0	0	25
	Circuit Total	34	1	21	2	0	0	58
40	McDonald	6	0	0	2	0	0	8
	Newton	23	0	2	0	0	0	25
	Circuit Total	29	0	2	2	0	0	33
41	Macon	0	0	0	0	0	1	1
	Shelby	1	0	0	0	0	0	1
	Circuit Total	1	0	0	0	0	1	2
42	Crawford	1	0	0	0	0	0	1
	Dent	0	0	1	0	0	0	1
	Iron	1	0	0	0	0	0	1
	Reynolds	1	0	0	0	0	0	1
	Wayne	0	1	2	1	0	0	4
	Circuit Total	3	1	3	1	0	0	8
43	Caldwell	1	0	0	0	2	0	3
	Clinton	3	0	0	0	1	0	4
	Daviess	2	0	0	1	0	0	3
	DeKalb	1	8	0	0	0	0	9
	Livingston	3	1	1	0	0	0	5
	Circuit Total	10	9	1	1	3	0	24
44	Douglas	4	0	0	0	0	0	4
	Ozark	4	0	0	0	0	0	4
	Wright	0	0	0	0	0	0	0
	Circuit Total	8	0	0	0	0	0	8
45	Lincoln	7	1	2	0	0	0	10
	Pike	8	12	1	0	0	0	21
	Circuit Total	15	13	3	0	0	0	31
46	Taney	12	0	1	3	0	1	17
	Circuit Total	12	0	1	3	0	1	17
STATE TOTAL		848	210	297	124	33	114	1,626

Table 38
Circuit Court, FY 2020
Miscellaneous Civil - Tax Actions - Filed by Case Type

Cir. No.	County	Delinquent	Delinquent	Delinquent	Delinquent	Personal	Tax Actions	Subtotal	
		City Tax	County Tax	Sales Tax	State Tax	Property Tax	Other	Misc - Civil Tax Cases	
1	Clark	0	0	0	0	0	0	0	
	Schulyer	0	0	0	0	0	0	0	
	Scotland	0	0	0	0	0	0	0	
	Circuit Total	0	0	0	0	0	0	0	
2	Adair	0	0	0	0	0	0	0	
	Knox	0	0	0	0	0	0	0	
	Lewis	0	0	0	0	0	0	0	
	Circuit Total	0	0	0	0	0	0	0	
3	Grundy	0	0	0	0	0	0	0	
	Harrison	0	0	0	0	0	0	0	
	Mercer	0	0	0	0	0	0	0	
	Circuit Total	0	0	0	0	0	0	0	
4	Atchison	0	0	0	0	0	0	0	
	Gentry	0	0	0	0	0	0	0	
	Holt	0	0	0	0	0	0	0	
	Circuit Total	0	0	0	0	0	0	0	
5	Andrew	0	0	0	0	0	0	0	
	Buchanan	0	0	0	0	0	0	0	
	Circuit Total	0	0	0	0	0	0	0	
	6	Platte	0	0	0	0	0	1	1
Circuit Total		0	0	0	0	0	1	1	
7		Clay	0	0	0	0	0	10	10
		Circuit Total	0	0	0	0	0	10	10
	8	Carroll	0	0	0	0	0	0	0
		Ray	0	0	0	0	0	0	0
Circuit Total		0	0	0	0	0	0	0	
9		Chariton	0	0	0	0	0	0	0
	Linn	0	0	0	0	0	0	0	
	Sullivan	0	0	0	0	0	0	0	
	Circuit Total	0	0	0	0	0	0	0	
10	Marion	0	0	0	0	0	0	0	
	Monroe	0	0	0	0	0	0	0	
	Ralls	0	0	0	0	0	0	0	
	Circuit Total	0	0	0	0	0	0	0	
11	St. Charles	0	0	0	0	0	4	4	
	Circuit Total	0	0	0	0	0	4	4	
12	Audrain	0	0	0	0	0	0	0	
	Montgomery	0	0	0	0	0	0	0	
	Warren	0	0	0	0	0	0	0	
	Circuit Total	0	0	0	0	0	0	0	
13	Boone	0	0	0	0	0	3	3	
	Callaway	0	0	0	0	0	0	0	
	Circuit Total	0	0	0	0	0	3	3	
14	Howard	0	0	0	0	0	0	0	
	Randolph	0	0	0	0	0	2	2	
	Circuit Total	0	0	0	0	0	2	2	
15	Lafayette	0	0	0	0	1	1	2	
	Saline	0	0	0	0	0	0	0	
	Circuit Total	0	0	0	0	1	1	2	
16	Jackson	12	0	0	0	0	20	32	
	Circuit Total	12	0	0	0	0	20	32	
17	Cass	0	0	0	0	0	1	1	
	Johnson	0	0	0	0	0	0	0	
	Circuit Total	0	0	0	0	0	1	1	
18	Cooper	0	0	0	0	0	0	0	
	Pettis	0	0	0	0	0	0	0	
	Circuit Total	0	0	0	0	0	0	0	
19	Cole	0	0	0	0	0	0	0	
	Circuit Total	0	0	0	0	0	0	0	
20	Franklin	0	0	0	0	0	0	0	
	Gasconade	0	0	0	0	0	0	0	
	Osage	0	0	0	0	0	0	0	
	Circuit Total	0	0	0	0	0	0	0	
21	St. Louis County	0	0	0	0	0	6	6	
	Circuit Total	0	0	0	0	0	6	6	
22	City of St. Louis	1	0	0	0	1	1	3	
	Circuit Total	1	0	0	0	1	1	3	
23	Jefferson	0	0	0	0	0	0	0	
	Circuit Total	0	0	0	0	0	0	0	
24	Madison	0	0	0	0	0	0	0	
	St. Francois	0	0	0	0	0	0	0	
	Ste. Genevieve	0	0	0	0	0	0	0	
	Washington	0	0	0	0	0	0	0	
	Circuit Total	0	0	0	0	0	0	0	

Table 38
Circuit Court, FY 2020
Miscellaneous Civil - Tax Actions - Filed by Case Type

Cir. No.	County	Delinquent	Delinquent	Delinquent	Delinquent	Personal	Tax Actions	Subtotal
		City Tax	County Tax	Sales Tax	State Tax	Property Tax	Other	Misc - Civil Tax Cases
25	Maries	0	0	0	0	0	0	0
	Phelps	0	0	0	0	0	0	0
	Pulaski	0	0	0	0	0	0	0
	Texas	0	0	0	0	0	0	0
	Circuit Total	0	0	0	0	0	0	0
26	Camden	0	0	0	0	0	0	0
	Laclede	0	0	0	0	0	0	0
	Miller	0	0	0	0	0	0	0
	Moniteau	0	0	0	0	0	0	0
	Circuit Total	0	0	0	0	0	0	0
27	Bates	0	0	0	0	0	0	0
	Henry	0	0	0	0	0	0	0
	St. Clair	0	0	0	0	0	0	0
	Circuit Total	0	0	0	0	0	0	0
28	Barton	0	0	0	0	0	0	0
	Cedar	0	0	0	0	0	0	0
	Dade	0	0	0	0	0	0	0
	Vernon	0	0	0	0	0	0	0
	Circuit Total	0	0	0	0	0	0	0
29	Jasper	0	0	0	0	0	1	1
	Circuit Total	0	0	0	0	0	1	1
30	Benton	0	0	0	0	0	0	0
	Dallas	0	0	0	0	0	0	0
	Hickory	0	0	0	0	0	0	0
	Polk	0	0	0	0	0	0	0
	Webster	0	0	0	0	0	0	0
	Circuit Total	0	0	0	0	0	0	0
31	Greene	0	0	0	0	0	1	1
	Circuit Total	0	0	0	0	0	1	1
32	Bollinger	0	0	0	0	0	0	0
	Cape Girardeau	0	0	0	0	0	0	0
	Perry	0	0	0	0	0	0	0
	Circuit Total	0	0	0	0	0	0	0
33	Mississippi	0	0	0	0	0	0	0
	Scott	0	0	0	0	0	0	0
	Circuit Total	0	0	0	0	0	0	0
34	New Madrid	0	0	0	0	0	0	0
	Pemiscot	0	0	0	0	0	0	0
	Circuit Total	0	0	0	0	0	0	0
35	Dunklin	0	0	0	0	0	0	0
	Stoddard	0	0	0	0	0	0	0
	Circuit Total	0	0	0	0	0	0	0
36	Butler	0	0	0	0	0	0	0
	Ripley	0	0	0	0	0	0	0
	Circuit Total	0	0	0	0	0	0	0
37	Carter	0	0	0	0	0	0	0
	Howell	0	0	0	0	0	0	0
	Oregon	0	0	0	0	0	0	0
	Shannon	0	0	0	0	0	0	0
	Circuit Total	0	0	0	0	0	0	0
38	Christian	0	0	0	0	0	0	0
	Circuit Total	0	0	0	0	0	0	0
39	Barry	0	0	0	0	0	0	0
	Lawrence	0	0	0	0	0	3	3
	Stone	0	0	0	0	0	0	0
	Circuit Total	0	0	0	0	0	3	3
40	McDonald	0	0	0	0	0	0	0
	Newton	0	0	0	0	0	0	0
	Circuit Total	0	0	0	0	0	0	0
41	Macon	0	0	0	0	0	0	0
	Shelby	0	0	0	0	0	0	0
	Circuit Total	0	0	0	0	0	0	0
42	Crawford	0	0	0	0	0	0	0
	Dent	0	0	0	0	0	0	0
	Iron	0	0	0	0	0	0	0
	Reynolds	0	0	0	0	0	0	0
	Wayne	1	0	0	0	0	0	1
	Circuit Total	1	0	0	0	0	0	1
43	Caldwell	0	0	0	0	0	0	0
	Clinton	0	0	0	0	0	3	3
	Daviess	0	0	0	0	0	0	0
	DeKalb	0	0	0	0	0	0	0
	Livingston	0	0	0	0	0	0	0
	Circuit Total	0	0	0	0	0	3	3
44	Douglas	0	0	0	0	0	0	0
	Ozark	0	0	0	0	0	0	0
	Wright	0	0	0	0	0	0	0
	Circuit Total	0	0	0	0	0	0	0
45	Lincoln	0	0	0	0	0	0	0
	Circuit Total	0	0	0	0	0	0	0
46	Taney	0	0	0	0	0	0	0
	Circuit Total	0	0	0	0	0	0	0
STATE TOTAL		14	0	0	0	2	57	73

Table 39
Circuit Court, FY 2020
Miscellaneous Civil Cases Filed by Case Type

Cir. No.	County	CAFA Forfeiture	Common Law Lien Petition	Examination Judgment Debtor	Expunge Criminal Record	Expunge/Correct Arrest Record	Out of State Witness	Pro Forma	Reg Foreign Judgment-		Revival of Judgment	Arbitration Filed
									Excl Domestic Relations	Replevin		
1	Clark	0	0	0	0	1	0	0	1	3	0	0
	Schulyer	0	0	0	0	0	0	0	1	1	0	0
	Scotland	0	0	0	3	1	0	0	0	0	0	0
	Circuit Total	0	0	0	3	2	0	0	2	4	0	0
2	Adair	0	0	0	6	1	0	0	0	1	0	0
	Knox	0	0	0	0	0	0	0	1	0	0	0
	Lewis	0	0	0	0	0	0	0	1	2	0	0
	Circuit Total	0	0	0	6	1	0	0	2	3	0	0
3	Grundy	0	0	0	1	1	0	0	0	2	0	0
	Harrison	0	0	0	2	0	0	0	4	2	0	0
	Mercer	1	0	0	0	0	0	0	0	0	0	0
	Putnam	0	0	0	1	0	0	0	1	0	2	0
	Circuit Total	1	0	0	4	1	0	0	5	4	2	0
4	Atchison	0	0	0	1	0	1	0	1	0	0	0
	Gentry	0	0	0	2	0	0	0	1	1	0	0
	Holt	0	0	0	1	2	0	0	1	2	0	0
	Nodaway	0	0	0	8	1	0	0	1	3	0	0
	Worth	0	0	0	0	0	0	0	1	0	0	0
	Circuit Total	0	0	0	12	3	1	0	5	6	0	0
5	Andrew	0	0	0	4	1	1	0	8	0	0	0
	Buchanan	4	0	0	12	1	3	0	41	2	0	1
	Circuit Total	4	0	0	16	2	4	0	49	2	0	1
6	Platte	6	0	0	9	6	0	0	7	4	0	0
	Circuit Total	6	0	0	9	6	0	0	7	4	0	0
7	Clay	4	0	0	9	8	4	0	44	16	0	1
	Circuit Total	4	0	0	9	8	4	0	44	16	0	1
8	Carroll	0	0	0	2	0	0	0	0	2	0	0
	Ray	0	0	0	4	2	0	0	6	2	0	0
	Circuit Total	0	0	0	6	2	0	0	6	4	0	0
9	Chariton	0	0	0	3	1	0	0	1	0	0	0
	Linn	0	0	0	3	0	0	0	0	0	0	0
	Sullivan	0	0	0	1	0	0	0	0	0	0	0
	Circuit Total	0	0	0	7	1	0	0	1	0	0	0
10	Marion	0	0	0	2	6	0	0	5	1	0	0
	Monroe	0	0	0	0	1	0	0	2	1	0	0
	Ralls	0	0	0	1	1	0	0	2	0	0	0
	Circuit Total	0	0	0	3	8	0	0	9	2	0	0
11	St. Charles	17	0	0	53	9	5	0	17	12	0	1
	Circuit Total	17	0	0	53	9	5	0	17	12	0	1
12	Audrain	7	0	0	9	0	0	0	0	1	0	0
	Montgomery	1	0	0	3	1	0	0	0	0	0	0
	Warren	2	0	0	5	0	0	0	4	0	0	0
	Circuit Total	10	0	0	17	1	0	0	4	1	0	0
13	Boone	1	0	0	91	5	2	0	5	2	0	0
	Callaway	0	0	0	16	1	0	0	2	3	0	0
	Circuit Total	1	0	0	107	6	2	0	7	5	0	0
14	Howard	1	0	0	1	2	0	0	0	0	0	0
	Randolph	7	0	0	7	1	0	0	0	1	0	0
	Circuit Total	8	0	0	8	3	0	0	0	1	0	0
15	Lafayette	4	0	0	6	2	1	0	8	3	0	0
	Saline	4	0	0	9	3	0	1	0	2	0	0
	Circuit Total	8	0	0	15	5	1	1	8	5	0	0
16	Jackson	42	1	0	59	15	7	2	73	44	0	4
	Circuit Total	42	1	0	59	15	7	2	73	44	0	4
17	Cass	8	0	0	9	4	1	0	27	6	0	0
	Johnson	0	0	0	3	3	0	0	7	0	0	0
	Circuit Total	8	0	0	12	7	1	0	34	6	0	0
18	Cooper	3	0	0	4	1	0	0	3	0	0	0
	Pettis	1	0	0	11	1	0	0	4	2	0	0
	Circuit Total	4	0	0	15	2	0	0	7	2	0	0
19	Cole	15	0	0	14	6	2	1	13	5	0	0
	Circuit Total	15	0	0	14	6	2	1	13	5	0	0
20	Franklin	7	0	0	10	2	0	0	1	4	5	0
	Gasconade	0	0	0	1	0	0	0	0	0	0	0
	Osage	1	0	0	0	0	0	0	0	1	0	0
Circuit Total	8	0	0	11	2	0	0	1	5	5	0	
21	St. Louis County	65	1	0	122	110	40	1	64	34	0	1
	Circuit Total	65	1	0	122	110	40	1	64	34	0	1
22	City of St. Louis	0	1	0	36	31	25	2	9	8	0	5
	Circuit Total	0	1	0	36	31	25	2	9	8	0	5
23	Jefferson	16	0	0	16	6	3	0	6	11	0	0
	Circuit Total	16	0	0	16	6	3	0	6	11	0	0
24	Madison	0	0	0	3	1	0	0	1	1	0	0
	St. Francois	1	0	0	12	2	0	0	1	2	0	0
	Ste. Genevieve	0	0	0	2	0	0	0	1	1	0	0
	Washington	0	0	0	1	2	0	0	0	2	0	0
	Circuit Total	1	0	0	18	5	0	0	3	6	0	0

Table 39
Circuit Court, FY 2020
Miscellaneous Civil Cases Filed by Case Type

Cir. No.	County	Small Claims		Supreme Ct.	Trial De Novo	Will Contest	Action Against		Establishment of Charters	Other	Total Cases
		Certified to Circuit	Small Claims Trial De Novo	Rules 24.035 & 29.15			Garnishee	Contempt			
1	Clark	0	0	1	1	0	0	0	0	3	10
	Schulyer	0	0	0	1	0	0	0	0	1	4
	Scotland	0	0	0	0	0	0	0	0	2	6
	Circuit Total	0	0	1	2	0	0	0	0	6	20
2	Adair	0	2	1	0	0	0	0	0	4	15
	Knox	0	0	0	0	1	0	0	0	1	3
	Lewis	0	0	1	0	0	0	0	0	0	4
	Circuit Total	0	2	2	0	1	0	0	0	5	22
3	Grundy	0	0	0	0	0	0	0	0	9	13
	Harrison	0	1	3	0	0	0	0	0	1	13
	Mercer	0	1	0	0	0	0	0	0	1	3
	Putnam	0	0	0	0	0	0	0	0	2	6
	Circuit Total	0	2	3	0	0	0	0	0	13	35
4	Atchison	0	0	1	0	0	0	0	0	2	6
	Gentry	0	0	2	0	0	0	0	0	4	10
	Holt	0	0	1	0	1	0	0	0	1	9
	Nodaway	0	1	2	0	0	0	0	0	0	16
	Worth	0	0	0	0	0	0	0	0	0	1
	Circuit Total	0	1	6	0	1	0	0	0	7	42
5	Andrew	0	1	0	0	0	0	0	0	2	17
	Buchanan	0	4	18	8	0	0	0	0	31	126
	Circuit Total	0	5	18	8	0	0	0	0	33	143
6	Platte	0	0	8	1	2	0	0	0	28	72
	Circuit Total	0	0	8	1	2	0	0	0	28	72
7	Clay	0	6	10	8	1	63	0	0	64	243
	Circuit Total	0	6	10	8	1	63	0	0	64	243
8	Carroll	0	0	1	0	0	0	0	0	1	6
	Ray	0	2	3	0	0	0	0	0	9	28
	Circuit Total	0	2	4	0	0	0	0	0	10	34
9	Chariton	0	1	5	0	1	0	0	0	0	12
	Linn	0	0	1	0	0	0	0	0	5	9
	Sullivan	0	0	0	0	0	0	0	0	5	6
	Circuit Total	0	1	6	0	1	0	0	0	10	27
10	Marion	0	0	9	1	0	0	0	0	2	26
	Monroe	0	0	3	0	0	0	0	0	3	10
	Ralls	0	2	1	0	0	0	0	0	5	12
	Circuit Total	0	2	13	1	0	0	0	0	10	48
11	St. Charles	9	25	19	11	0	0	0	0	37	220
	Circuit Total	9	25	19	11	0	0	0	0	37	220
12	Audrain	0	0	3	0	0	0	0	0	6	27
	Montgomery	0	0	1	0	0	0	0	0	3	9
	Warren	0	0	14	1	0	0	0	0	4	30
	Circuit Total	0	0	18	1	0	0	0	0	13	66
13	Boone	0	12	28	1	0	1	0	0	31	183
	Callaway	0	2	9	0	0	0	0	0	6	39
	Circuit Total	0	14	37	1	0	1	0	0	37	222
14	Howard	0	0	1	2	0	0	0	0	5	12
	Randolph	0	0	1	0	0	0	0	0	11	28
	Circuit Total	0	0	2	2	0	0	0	0	16	40
15	Lafayette	0	0	12	1	0	0	0	0	11	48
	Saline	0	1	4	0	0	0	0	0	14	38
	Circuit Total	0	1	16	1	0	0	0	0	25	86
16	Jackson	0	22	68	18	3	3	0	0	233	656
	Circuit Total	0	22	68	18	3	3	0	0	233	656
17	Cass	0	3	13	0	0	0	0	0	13	84
	Johnson	0	0	4	4	0	0	0	0	8	29
	Circuit Total	0	3	17	4	0	0	0	0	21	113
18	Cooper	0	0	4	0	0	0	0	0	1	16
	Pettis	0	2	14	10	0	0	0	0	3	48
	Circuit Total	0	2	18	10	0	0	0	0	4	64
19	Cole	0	2	10	1	0	0	0	0	74	143
	Circuit Total	0	2	10	1	0	0	0	0	74	143
20	Franklin	0	4	3	4	0	0	0	0	25	65
	Gasconade	0	0	2	2	0	0	0	0	2	7
	Osage	0	1	3	0	1	0	0	0	2	9
	Circuit Total	0	5	8	6	1	0	0	0	29	81
21	St. Louis County	2	54	41	27	5	1	1	0	251	826
	Circuit Total	2	54	41	27	5	1	1	0	251	826
22	City of St. Louis	0	22	62	19	0	1	0	0	148	9,664
	Circuit Total	0	22	62	19	0	1	0	0	148	9,664
23	Jefferson	0	11	17	4	0	0	0	0	37	129
	Circuit Total	0	11	17	4	0	0	0	0	37	129
24	Madison	0	0	1	1	0	0	0	0	1	9
	St. Francois	0	5	20	0	0	0	0	0	13	56
	Ste. Genevieve	0	4	2	0	0	0	0	0	4	14
	Washington	0	1	6	3	0	0	0	0	7	22
	Circuit Total	0	10	29	4	0	0	0	0	25	101

Table 39
Circuit Court, FY 2020
Miscellaneous Civil Cases Filed by Case Type

Cir. No.	County	CAFA	Common Law	Examination	Expunge	Expunge/Correct	Out of	Pro	Reg Foreign	Replevin	Revival of	Arbitration
		Forfeiture	Lien Petition	Judgment Debtor	Criminal Record	Arrest Record	State Witness	Forma	Judgment- Excl Domestic Relations		Judgment Filed	
25	Maries	1	0	0	0	0	0	0	1	1	0	0
	Phelps	2	0	0	2	1	0	0	1	3	0	2
	Pulaski	2	0	0	3	1	0	0	2	6	0	0
	Texas	2	0	0	1	0	0	0	3	2	0	0
	Circuit Total	7	0	0	6	2	0	0	7	12	0	2
26	Camden	3	0	0	10	1	1	0	9	3	0	0
	Laclede	2	0	0	3	0	0	0	3	6	0	0
	Miller	2	0	0	2	2	0	0	1	4	0	0
	Moniteau	0	0	0	2	0	0	0	0	0	0	0
	Morgan	0	0	0	1	0	0	0	1	0	0	0
	Circuit Total	7	0	0	18	3	1	0	14	13	0	0
27	Bates	0	0	0	1	0	0	0	2	2	0	0
	Henry	3	0	0	1	1	2	0	3	3	0	0
	St. Clair	1	0	0	0	1	0	0	1	1	0	0
	Circuit Total	4	0	0	2	2	2	0	6	6	0	0
28	Barton	0	0	0	3	0	0	0	3	3	0	0
	Cedar	1	0	0	0	2	0	0	2	1	0	0
	Dade	0	0	0	1	0	0	0	1	1	0	0
	Vernon	1	0	0	5	0	0	0	0	3	0	0
	Circuit Total	2	0	0	9	2	0	0	6	8	0	0
29	Jasper	8	0	0	24	7	6	0	22	5	0	0
	Circuit Total	8	0	0	24	7	6	0	22	5	0	0
30	Benton	4	0	0	1	0	0	0	0	1	0	0
	Dallas	0	0	0	3	1	0	0	4	5	0	0
	Hickory	0	0	0	1	0	0	0	0	0	0	0
	Polk	0	0	0	5	1	0	0	1	1	0	0
	Webster	2	0	0	4	1	0	0	3	2	0	0
	Circuit Total	6	0	0	14	3	0	0	8	9	0	0
31	Greene	17	0	0	60	7	0	0	22	10	0	1
	Circuit Total	17	0	0	60	7	0	0	22	10	0	1
32	Bollinger	0	0	0	1	0	0	0	1	2	0	0
	Cape Girardeau	3	0	0	24	7	3	0	1	2	0	0
	Perry	0	0	0	0	1	1	0	2	0	0	0
	Circuit Total	3	0	0	25	8	4	0	4	4	0	0
33	Mississippi	0	0	0	0	0	0	0	0	1	0	0
	Scott	5	0	0	10	1	0	0	0	4	0	0
	Circuit Total	5	0	0	10	1	0	0	0	5	0	0
34	New Madrid	5	0	0	5	1	0	0	0	2	0	0
	Pemiscot	2	0	0	4	1	0	0	0	1	0	0
	Circuit Total	7	0	0	9	2	0	0	0	3	0	0
35	Dunklin	4	0	0	1	0	1	0	4	1	0	0
	Stoddard	0	0	0	4	0	0	0	0	1	0	0
	Circuit Total	4	0	0	5	0	1	0	4	2	0	0
36	Butler	5	0	0	5	1	0	0	4	2	0	0
	Ripley	1	0	0	0	0	0	0	0	4	0	0
	Circuit Total	6	0	0	5	1	0	0	4	6	0	0
37	Carter	0	0	0	1	0	0	0	0	0	0	0
	Howell	4	0	0	2	0	0	0	4	4	0	0
	Oregon	2	0	0	1	0	0	0	2	1	0	0
	Shannon	0	0	0	1	2	0	0	1	1	0	0
	Circuit Total	6	0	0	5	2	0	0	7	6	0	0
38	Christian	3	0	0	4	2	2	0	5	5	0	0
	Circuit Total	3	0	0	4	2	2	0	5	5	0	0
39	Barry	2	0	0	1	1	0	0	2	6	0	0
	Lawrence	1	0	0	1	0	0	0	3	2	0	0
	Stone	0	0	0	1	0	0	0	5	1	0	0
	Circuit Total	3	0	0	3	1	0	0	10	9	0	0
40	McDonald	0	0	0	3	1	0	0	8	4	0	0
	Newton	5	0	0	4	1	2	0	13	10	0	0
	Circuit Total	5	0	0	7	2	2	0	21	14	0	0
41	Macon	3	0	0	4	1	0	0	0	2	0	0
	Shelby	0	0	0	1	1	0	0	0	1	0	0
	Circuit Total	3	0	0	5	2	0	0	0	3	0	0
42	Crawford	3	0	0	3	2	0	0	1	1	0	0
	Dent	1	0	0	2	0	0	0	3	0	0	0
	Iron	1	0	0	1	0	0	0	0	2	0	0
	Reynolds	0	0	0	1	0	0	0	0	0	0	0
	Wayne	0	0	0	1	0	0	0	2	1	0	0
	Circuit Total	5	0	0	8	2	0	0	6	4	0	0
43	Caldwell	0	0	0	2	0	0	0	3	1	0	0
	Clinton	0	0	0	4	1	0	0	7	2	0	0
	Daviess	0	0	0	1	1	0	0	0	0	0	0
	DeKalb	0	0	0	1	0	1	0	3	3	0	0
	Livingston	1	0	0	4	0	0	0	2	1	0	0
	Circuit Total	1	0	0	12	2	1	0	15	7	0	0
44	Douglas	1	0	0	1	0	0	0	2	0	0	0
	Ozark	0	0	0	0	0	0	0	2	0	0	0
	Wright	4	0	0	0	1	0	0	1	3	0	0
	Circuit Total	5	0	0	1	1	0	0	5	3	0	0
45	Lincoln	7	0	0	3	1	1	0	8	6	0	0
	Pike	0	0	0	2	1	0	0	1	1	0	0
	Circuit Total	7	0	0	5	2	1	0	9	7	0	0
46	Taney	11	0	0	9	0	2	0	4	1	0	0
	Circuit Total	11	0	0	9	0	2	0	4	1	0	0
STATE TOTAL		343	3	0	824	296	117	7	555	332	7	16

Table 39
Circuit Court, FY 2020
Miscellaneous Civil Cases Filed by Case Type

Cir. No.	County	Small Claims		Supreme Ct.	Trial De Novo	Will Contest	Action Against		Establishment of Charters	Other	Total Cases
		Certified to Circuit	Small Claims Trial De Novo	Rules 24.035 & 29.15			Garnishee	Contempt			
25	Maries	0	0	0	0	0	0	0	0	1	4
	Phelps	0	2	12	2	0	0	0	0	7	34
	Pulaski	0	2	12	2	0	0	0	0	5	35
	Texas	0	0	5	0	0	0	0	0	6	19
	Circuit Total	0	4	29	4	0	0	0	0	19	92
26	Camden	0	5	4	1	1	0	0	0	45	83
	Laclede	0	1	3	1	0	0	0	0	3	22
	Miller	0	1	3	0	0	0	0	0	3	18
	Moniteau	0	0	0	0	0	0	0	0	3	5
	Morgan	0	0	4	1	0	0	0	0	18	26
	Circuit Total	0	7	14	3	1	0	0	0	72	154
27	Bates	0	0	0	1	0	0	0	0	7	13
	Henry	1	1	4	0	0	0	0	0	9	28
	St. Clair	0	0	3	0	0	0	0	0	1	8
	Circuit Total	1	1	7	1	0	0	0	0	17	49
28	Barton	0	1	1	0	0	0	0	0	5	16
	Cedar	0	2	3	2	0	0	0	0	1	14
	Dade	0	0	0	0	1	0	0	0	1	5
	Vernon	0	0	2	1	0	0	0	0	6	18
	Circuit Total	0	3	6	3	1	0	0	0	13	53
29	Jasper	0	0	8	10	0	0	0	0	30	120
	Circuit Total	0	0	8	10	0	0	0	0	30	120
30	Benton	0	0	0	0	1	0	0	0	3	10
	Dallas	0	0	4	0	0	0	0	0	4	21
	Hickory	0	0	2	0	0	0	0	0	0	3
	Polk	0	1	6	0	0	0	0	0	2	17
	Webster	0	1	4	0	0	0	0	0	5	22
	Circuit Total	0	2	16	0	1	0	0	0	14	73
31	Greene	0	14	54	0	3	1	0	0	65	254
	Circuit Total	0	14	54	0	3	1	0	0	65	254
32	Bollinger	0	0	1	0	0	0	0	0	6	11
	Cape Girardeau	0	5	13	2	1	0	0	0	39	100
	Perry	0	0	2	0	0	0	0	0	4	11
	Circuit Total	0	5	16	2	1	0	0	0	49	122
33	Mississippi	0	0	2	0	0	0	0	0	2	5
	Scott	0	0	10	2	0	0	0	0	11	43
Circuit Total	0	0	12	2	0	0	0	0	13	48	
34	New Madrid	0	3	8	0	0	0	0	0	2	26
	Pemiscot	0	0	3	1	0	0	0	0	10	22
	Circuit Total	0	3	11	1	0	0	0	0	12	48
35	Dunklin	0	0	7	5	0	0	0	0	9	32
	Stoddard	0	0	13	1	1	0	0	0	14	34
	Circuit Total	0	0	20	6	1	0	0	0	23	66
36	Butler	0	2	13	9	1	0	0	0	12	54
	Ripley	0	0	2	0	0	0	0	0	3	10
	Circuit Total	0	2	15	9	1	0	0	0	15	64
37	Carter	0	0	2	0	0	0	0	0	0	3
	Howell	0	2	1	1	0	0	0	0	9	27
	Oregon	0	0	0	0	0	0	0	0	0	6
	Shannon	0	1	1	1	0	0	0	0	0	8
	Circuit Total	0	3	4	2	0	0	0	0	9	44
38	Christian	0	0	9	4	2	0	0	0	13	49
	Circuit Total	0	0	9	4	2	0	0	0	13	49
39	Barry	0	1	2	1	1	0	0	0	5	22
	Lawrence	0	0	4	3	0	0	0	0	11	29
	Stone	0	0	5	0	1	0	0	0	11	24
	Circuit Total	0	1	11	4	2	0	0	0	27	75
40	McDonald	0	1	2	0	0	0	0	0	4	23
	Newton	0	0	3	0	0	0	0	0	14	53
	Circuit Total	0	1	5	0	0	0	0	0	18	76
41	Macon	0	0	1	1	0	0	0	0	6	18
	Shelby	0	0	0	0	0	0	0	0	0	3
	Circuit Total	0	0	1	1	0	0	0	0	6	21
42	Crawford	0	1	7	2	0	0	0	0	9	29
	Dent	0	0	4	1	1	0	0	0	1	13
	Iron	0	0	3	1	0	0	0	0	4	12
	Reynolds	0	0	0	0	0	0	0	0	1	2
	Wayne	0	1	9	1	0	0	0	0	7	22
	Circuit Total	0	2	23	5	1	0	0	0	22	78
43	Caldwell	0	0	2	0	0	0	0	0	1	9
	Clinton	0	1	3	1	0	0	0	0	21	44
	Daviess	0	0	6	0	0	0	0	0	4	12
	DeKalb	0	2	0	2	0	0	1	0	1	14
	Livingston	0	0	12	0	0	0	0	0	6	26
	Circuit Total	0	3	23	3	0	0	1	0	33	105
44	Douglas	0	0	0	0	0	0	0	0	7	11
	Ozark	0	0	0	0	0	0	0	0	5	7
	Wright	0	0	4	2	0	0	0	0	2	17
	Circuit Total	0	0	4	2	0	0	0	0	14	35
45	Lincoln	1	2	6	1	0	0	0	0	15	51
	Pike	0	2	1	0	0	0	0	0	10	18
	Circuit Total	1	4	7	1	0	0	0	0	25	69
46	Taney	0	5	7	0	0	0	0	0	12	51
	Circuit Total	0	5	7	0	0	0	0	0	12	51
STATE TOTAL		13	252	735	192	29	70	2	0	1,657	14,843

Table 40
Circuit and Associate Court, FY 2020
Criminal Cases Filed by Case Type

Cir. No.	County	Circuit Felony	Assoc Felony	Circuit Misd	Assoc Misd	Conservation	Watercraft	Civil Infraction	Circuit Traffic	Assoc Traffic	Ordinance	Municipal Certification/Trial De Novo	Total
1	Clark	67	95	1	197	28	0	109	0	1,164	30	0	1,691
	Schulyer	24	39	0	177	23	0	135	0	410	69	0	877
	Scotland	14	27	0	43	25	0	67	0	83	11	0	270
	Circuit Total	105	161	1	417	76	0	311	0	1,657	110	0	2,838
2	Adair	247	389	55	695	17	0	500	0	622	843	0	3,368
	Knox	12	17	2	67	22	0	18	0	109	0	0	247
	Lewis	58	117	27	359	31	1	175	3	1,113	0	0	1,884
	Circuit Total	317	523	84	1,121	70	1	693	3	1,844	843	0	5,499
3	Grundy	57	76	6	212	5	0	174	2	330	370	1	1,233
	Harrison	75	114	0	229	16	0	257	1	1,772	117	0	2,581
	Mercer	30	32	0	84	20	0	51	2	85	4	0	308
	Putnam	35	46	16	125	12	1	115	1	176	9	0	536
	Circuit Total	197	268	22	650	53	1	597	6	2,363	500	1	4,658
4	Atchison	30	61	0	245	22	0	118	0	907	0	0	1,383
	Gentry	30	49	0	102	6	0	50	0	135	9	0	381
	Holt	18	30	0	266	101	2	193	0	1,039	18	0	1,667
	Nodaway	122	109	1	452	66	0	162	0	892	0	9	1,813
	Worth	16	25	0	80	8	0	68	0	97	0	0	294
	Circuit Total	216	274	1	1,145	203	2	591	0	3,070	27	9	5,538
5	Andrew	55	162	0	436	116	3	358	0	870	221	0	2,221
	Buchanan	678	935	0	1,658	40	0	672	0	1,653	0	5	5,641
	Circuit Total	733	1,097	0	2,094	156	3	1,030	0	2,523	221	5	7,862
6	Platte	383	616	0	3,000	39	0	1,280	0	7,018	1,254	3	13,593
	Circuit Total	383	616	0	3,000	39	0	1,280	0	7,018	1,254	3	13,593
7	Clay	645	1,052	5	3,628	185	37	1,456	0	4,127	2,216	42	13,393
	Circuit Total	645	1,052	5	3,628	185	37	1,456	0	4,127	2,216	42	13,393
8	Carroll	63	91	2	112	32	0	80	0	131	101	0	612
	Ray	227	342	0	380	24	1	638	0	397	0	3	2,012
	Circuit Total	290	433	2	492	56	1	718	0	528	101	3	2,624
9	Chariton	53	80	1	117	25	0	74	0	174	45	0	569
	Linn	169	237	2	283	40	0	166	0	787	623	0	2,307
	Sullivan	37	69	1	68	25	0	177	0	313	42	0	732
	Circuit Total	259	386	4	468	90	0	417	0	1,274	710	0	3,608
10	Marion	149	273	15	512	38	0	443	0	1,303	0	9	2,742
	Monroe	39	64	0	101	33	11	113	0	516	0	0	877
	Ralls	41	72	0	354	42	20	281	0	1,075	86	1	1,972
	Circuit Total	229	409	15	967	113	31	837	0	2,894	86	10	5,591
11	St. Charles	1,348	2,852	0	1,681	76	1	24	0	171	0	77	6,230
	Circuit Total	1,348	2,852	0	1,681	76	1	24	0	171	0	77	6,230
12	Audrain	260	492	23	669	57	1	176	0	515	97	0	2,290
	Montgomery	157	250	9	292	16	0	194	0	717	197	0	1,832
	Warren	232	582	9	872	24	0	325	0	879	416	0	3,339
	Circuit Total	649	1,324	41	1,833	97	1	695	0	2,111	710	0	7,461
13	Boone	1,028	2,117	0	3,512	33	6	948	0	2,760	888	12	11,304
	Callaway	359	714	4	1,524	102	2	566	0	1,413	673	1	5,358
	Circuit Total	1,387	2,831	4	5,036	135	8	1,514	0	4,173	1,561	13	16,662
14	Howard	78	102	0	138	30	0	105	0	232	166	0	851
	Randolph	452	520	8	633	27	2	759	0	1,238	485	0	4,124
	Circuit Total	530	622	8	771	57	2	864	0	1,470	651	0	4,975
15	Lafayette	344	406	0	569	50	2	529	0	2,393	218	5	4,516
	Saline	221	303	0	350	40	7	143	0	593	39	0	1,696
	Circuit Total	565	709	0	919	90	9	672	0	2,986	257	5	6,212
16	Jackson	3,973	3,628	0	2,110	152	55	987	0	2,922	1,809	380	16,016
	Circuit Total	3,973	3,628	0	2,110	152	55	987	0	2,922	1,809	380	16,016
17	Cass	435	953	0	264	11	0	201	0	3,116	1,633	22	6,635
	Johnson	233	374	0	371	102	0	97	0	1,690	641	1	3,509
	Circuit Total	668	1,327	0	635	113	0	298	0	4,806	2,274	23	10,144
18	Cooper	248	362	1	747	31	0	265	0	734	1,790	0	4,178
	Pettis	515	680	0	959	23	0	294	0	779	64	3	3,317
	Circuit Total	763	1,042	1	1,706	54	0	559	0	1,513	1,854	3	7,495
19	Cole	510	1,169	0	2,096	35	3	536	0	1,244	43	2	5,638
	Circuit Total	510	1,169	0	2,096	35	3	536	0	1,244	43	2	5,638
20	Franklin	597	970	0	2,560	59	3	943	0	2,018	685	2	7,837
	Gasconade	56	109	0	196	12	6	129	0	120	408	1	1,037
	Osage	53	103	12	191	41	3	119	0	288	496	0	1,306
	Circuit Total	706	1,182	12	2,947	112	12	1,191	0	2,426	1,589	3	10,180
21	St. Louis County	2,524	4,418	2	4,357	38	2	962	0	5,116	661	355	18,435
	Circuit Total	2,524	4,418	2	4,357	38	2	962	0	5,116	661	355	18,435
22	City of St. Louis	1,444	2,571	0	572	0	0	1	0	0	0	11	4,599
	Circuit Total	1,444	2,571	0	572	0	0	1	0	0	0	11	4,599
23	Jefferson	1,010	2,095	0	2,711	2	7	1,491	0	1,805	1,886	22	11,029
	Circuit Total	1,010	2,095	0	2,711	2	7	1,491	0	1,805	1,886	22	11,029
24	Madison	78	149	0	364	31	0	362	0	630	0	0	1,614
	St. Francois	426	720	2	1,050	16	3	942	0	1,181	2,827	0	7,167
	Ste. Genevieve	156	281	0	618	107	2	327	0	2,474	417	0	4,382
	Washington	274	436	7	340	23	1	267	1	249	835	0	2,433
	Circuit Total	934	1,586	9	2,372	177	6	1,898	1	4,534	4,079	0	15,596

Table 41
Circuit Court, FY 2020
Juvenile Cases Filed by Case Type*

Cir. No.	County	Abuse and Neglect	Adoption	Termination of Parental Rights	Status Offense	Delinquency	Jurisdiction Extended	Reentry of Custody to CD	Other Juvenile	Motions to Modify on Existing Case	Total
1	Clark	15	4	3	5	3	0	0	0	15	45
	Schulyer	4	1	0	0	2	0	0	0	6	13
	Scotland	5	1	0	5	4	0	0	0	2	17
	Circuit Total	24	6	3	10	9	0	0	0	23	75
2	Adair	53	19	11	0	15	0	0	0	4	102
	Knox	12	0	4	0	0	0	0	0	0	16
	Lewis	7	3	0	0	4	0	0	0	1	15
	Circuit Total	72	22	15	0	19	0	0	0	5	133
3	Grundy	20	5	8	0	11	0	0	0	1	45
	Harrison	19	6	2	1	4	0	0	0	3	35
	Mercer	3	1	1	0	0	0	0	0	0	5
	Putnam	9	6	0	1	2	0	0	0	3	21
	Circuit Total	51	18	11	2	17	0	0	0	7	106
4	Atchison	7	5	2	2	2	0	0	0	0	18
	Gentry	12	3	2	1	3	0	0	0	1	22
	Holt	13	4	5	1	0	0	0	0	0	23
	Nodaway	58	6	1	5	4	0	0	0	2	76
	Worth	9	0	0	1	3	0	0	0	3	16
	Circuit Total	99	18	10	10	12	0	0	0	6	155
5	Andrew	2	7	0	0	2	0	0	0	5	16
	Buchanan	80	36	18	5	45	0	0	0	204	388
	Circuit Total	82	43	18	5	47	0	0	0	209	404
6	Platte	40	14	0	6	7	0	0	0	3	70
	Circuit Total	40	14	0	6	7	0	0	0	3	70
7	Clay	68	54	14	6	22	0	0	0	122	286
	Circuit Total	68	54	14	6	22	0	0	0	122	286
8	Carroll	9	3	0	1	0	0	0	0	0	13
	Ray	11	6	0	1	12	0	0	0	5	35
	Circuit Total	20	9	0	2	12	0	0	0	5	48
9	Chariton	4	0	0	2	0	0	0	0	1	7
	Linn	23	9	0	8	2	0	0	0	2	44
	Sullivan	11	5	3	3	0	0	0	0	4	26
	Circuit Total	38	14	3	13	2	0	0	0	7	77
10	Marion	45	26	12	0	14	0	0	0	7	104
	Monroe	11	11	4	0	1	0	0	0	1	28
	Ralls	7	6	3	0	1	0	0	0	0	17
	Circuit Total	63	43	19	0	16	0	0	0	8	149
11	St. Charles	117	101	24	2	42	0	0	0	9	295
	Circuit Total	117	101	24	2	42	0	0	0	9	295
12	Audrain	23	11	7	1	4	0	0	0	1	47
	Montgomery	15	6	10	0	1	0	0	0	0	32
	Warren	47	24	14	0	2	0	0	0	0	87
	Circuit Total	85	41	31	1	7	0	0	0	1	166
13	Boone	139	83	20	15	102	0	1	0	95	455
	Callaway	77	21	9	3	25	0	0	0	23	158
	Circuit Total	216	104	29	18	127	0	1	0	118	613
14	Howard	25	2	0	1	3	0	0	0	3	33
	Randolph	73	22	0	10	8	0	0	0	8	121
	Circuit Total	98	24	0	11	11	0	0	0	10	154
15	Lafayette	20	11	0	4	4	0	0	0	3	42
	Saline	21	10	1	0	5	0	0	0	2	39
	Circuit Total	41	21	1	4	9	0	0	0	5	81
16	Jackson	915	386	249	2	196	0	2	0	357	2,107
	Circuit Total	915	386	249	2	196	0	2	0	357	2,107
17	Cass	74	39	11	6	74	0	0	0	67	271
	Johnson	75	33	18	6	26	0	0	0	37	195
	Circuit Total	149	72	29	12	100	0	0	0	104	466
18	Cooper	7	6	5	3	3	0	0	0	1	25
	Pettis	34	24	16	0	14	0	0	1	10	99
	Circuit Total	41	30	21	3	17	0	0	1	11	124
19	Cole	94	29	19	1	37	0	0	0	33	213
	Circuit Total	94	29	19	1	37	0	0	0	33	213
20	Franklin	136	93	84	1	21	0	0	0	8	343
	Gasconade	15	7	10	0	3	0	0	0	1	36
	Osage	2	5	0	0	1	0	0	0	0	8
	Circuit Total	153	105	94	1	25	0	0	0	9	387
21	St. Louis County	532	187	90	6	160	0	1	0	122	1,098
	Circuit Total	532	187	90	6	160	0	1	0	122	1,098
22	City of St. Louis	299	90	70	1	105	0	0	0	37	602
	Circuit Total	299	90	70	1	105	0	0	0	37	602
23	Jefferson	255	119	67	14	67	0	0	0	50	572
	Circuit Total	255	119	67	14	67	0	0	0	50	572
24	Madison	10	17	9	0	3	0	0	0	2	41
	St. Francois	112	105	61	0	22	0	0	0	9	309
	Ste. Genevieve	19	11	13	0	0	0	0	0	43	
	Washington	45	38	86	0	7	0	0	0	1	177
	Circuit Total	186	171	169	0	32	0	0	0	12	570

* This table includes both original petitions and motions to modify. See Appendix 2 for more information on Juvenile cases.

Table 41
Circuit Court, FY 2020
Juvenile Cases Filed by Case Type*

Cir. No.	County	Abuse and Neglect	Adoption	Termination of Parental Rights	Status Offense	Delinquency	Jurisdiction Extended	Reentry of Custody to CD	Other Juvenile	Motions to Modify on Existing Case	Total
25	Maries	14	5	0	2	1	0	0	0	0	22
	Phelps	101	26	19	27	7	0	0	0	3	183
	Pulaski	108	70	8	8	8	0	0	0	0	202
	Texas	39	16	5	5	2	0	0	0	0	67
	Circuit Total	262	117	32	42	18	0	0	0	3	474
26	Camden	49	26	10	4	4	0	0	0	4	97
	Laclede	67	42	12	3	3	0	0	0	3	130
	Miller	29	12	6	3	1	0	0	0	0	51
	Moniteau	10	4	0	1	3	0	0	0	1	19
	Morgan	33	7	0	0	8	0	0	0	0	48
	Circuit Total	188	91	28	11	19	0	0	0	8	345
27	Bates	22	13	4	1	6	0	0	0	7	53
	Henry	49	16	6	4	7	0	0	0	1	83
	St. Clair	18	6	0	1	2	0	0	0	0	27
	Circuit Total	89	35	10	6	15	0	0	0	8	163
28	Barton	17	7	4	3	7	0	0	0	3	41
	Cedar	7	10	0	0	3	0	0	0	0	20
	Dade	6	3	0	0	3	0	0	0	1	13
	Vernon	19	12	2	7	14	0	0	0	5	59
	Circuit Total	49	32	6	10	27	0	0	0	9	133
29	Jasper	216	123	0	37	51	0	1	0	126	554
	Circuit Total	216	123	0	37	51	0	1	0	126	554
30	Benton	11	9	2	0	1	0	0	0	0	23
	Dallas	29	16	1	0	2	0	0	0	0	48
	Hickory	1	3	2	0	3	0	0	0	0	9
	Polk	26	20	10	0	8	0	0	0	0	64
	Webster	71	19	4	0	5	0	0	0	3	102
	Circuit Total	138	67	19	0	19	0	0	0	3	246
31	Greene	447	199	181	3	67	0	0	0	24	921
	Circuit Total	447	199	181	3	67	0	0	0	24	921
32	Bollinger	46	4	5	0	1	0	0	0	0	56
	Cape Girardeau	139	37	3	0	23	0	1	0	8	211
	Perry	35	10	8	0	4	0	0	0	1	58
	Circuit Total	220	51	16	0	28	0	1	0	9	325
33	Mississippi	35	10	0	0	13	0	0	0	2	60
	Scott	62	30	0	3	25	0	0	0	20	140
	Circuit Total	97	40	0	3	38	0	0	0	22	200
34	New Madrid	56	12	0	0	7	0	0	0	1	76
	Pemiscot	81	14	4	0	17	0	0	0	1	117
	Circuit Total	137	26	4	0	24	0	0	0	2	193
35	Dunklin	119	40	1	2	39	0	0	0	8	209
	Stoddard	153	33	5	0	40	0	0	0	3	234
	Circuit Total	272	73	6	2	79	0	0	0	11	443
36	Butler	110	58	21	4	22	0	0	0	12	227
	Ripley	29	16	2	0	6	0	0	0	4	57
	Circuit Total	139	74	23	4	28	0	0	0	16	284
37	Carter	15	10	0	1	1	0	0	0	0	27
	Howell	74	32	0	0	11	0	0	0	0	117
	Oregon	31	23	0	0	8	0	0	0	0	62
	Shannon	12	10	1	0	1	0	0	0	0	24
	Circuit Total	132	75	1	1	21	0	0	0	0	230
38	Christian	78	55	22	2	20	0	0	0	4	181
	Circuit Total	78	55	22	2	20	0	0	0	4	181
39	Barry	66	40	30	3	10	0	0	0	8	157
	Lawrence	88	37	35	1	8	0	0	0	4	173
	Stone	46	21	9	2	9	0	0	0	3	90
	Circuit Total	200	98	74	6	27	0	0	0	15	420
40	McDonald	73	28	3	6	13	0	0	0	6	129
	Newton	107	57	8	30	17	0	0	0	7	226
	Circuit Total	180	85	11	36	30	0	0	0	13	355
41	Macon	53	14	8	0	6	0	0	0	12	93
	Shelby	10	2	1	0	2	0	0	0	1	16
	Circuit Total	63	16	9	0	8	0	0	0	13	109
42	Crawford	100	20	14	1	4	0	0	0	1	140
	Dent	39	25	10	2	3	0	0	0	3	82
	Iron	22	10	4	0	2	0	0	0	0	38
	Reynolds	17	5	3	0	1	0	0	0	0	26
	Wayne	39	6	6	3	4	0	0	0	1	59
	Circuit Total	217	66	37	6	14	0	0	0	5	345
43	Caldwell	9	8	0	1	1	0	0	0	1	20
	Clinton	15	13	11	1	4	0	0	0	3	47
	Daviess	8	5	2	0	4	0	0	0	1	20
	DeKalb	9	8	1	0	0	0	0	0	0	18
	Livingston	18	9	1	2	5	0	0	0	4	39
	Circuit Total	59	43	15	4	14	0	0	0	9	144
44	Douglas	26	8	0	6	0	0	0	0	0	40
	Ozark	12	6	5	1	3	0	0	0	1	28
	Wright	50	31	0	1	11	0	0	0	2	95
	Circuit Total	88	45	5	8	14	0	0	0	3	163
45	Lincoln	79	30	17	8	17	0	0	0	3	154
	Pike	34	7	0	3	4	0	0	0	0	48
Circuit Total	113	37	17	11	21	0	0	0	3	202	
46	Taney	141	44	41	5	6	0	0	0	5	242
	Circuit Total	141	44	41	5	6	0	0	0	5	242
STATE TOTAL		7,263	3,213	1,543	327	1,686	0	6	1	1,584	15,623

* This table includes both original petitions and motions to modify. See Appendix 2 for more information on Juvenile cases.

Table 45
Probate Division, FY 2020
Probate and Mental Health Abbreviated Matters Filed

Cir. No.	County	Refusal of Letters			Small Estate Affidavits	Determin. of Heirship	Wills Admitted/Rejected	Required Administr.	Trust Estate	Wills Filed	Other Probate	Application for 96 Hrs Detention		Conditional Release	Total
		Spouse	Minor	Creditor								Alcohol/Drug	Mental Health		
1	Clark	1	0	1	8	0	3	0	0	4	0	1	6	0	24
	Schulyer	9	0	3	9	1	0	1	1	3	0	0	1	0	28
	Scotland	3	0	2	10	1	1	0	0	5	0	0	6	0	28
	Circuit Total	13	0	6	27	2	4	1	1	12	0	1	13	0	80
2	Adair	8	0	1	36	3	1	2	1	10	0	5	36	0	103
	Knox	4	0	0	10	2	2	0	0	1	0	0	0	0	19
	Lewis	5	0	2	7	1	1	1	2	4	1	0	7	0	31
	Circuit Total	17	0	3	53	6	4	3	3	15	1	5	43	0	153
3	Grundy	5	0	6	7	0	2	0	0	2	2	0	13	0	37
	Harrison	1	0	0	10	1	2	0	1	4	1	0	13	0	33
	Mercer	6	0	0	1	2	2	1	0	0	0	0	2	0	14
	Putnam	0	0	3	20	0	0	0	4	4	0	1	11	0	43
	Circuit Total	12	0	9	38	3	6	1	5	10	3	1	39	0	127
4	Atchison	1	0	0	4	1	7	0	1	4	2	0	3	0	23
	Gentry	0	0	0	12	0	0	0	0	5	0	0	5	0	22
	Holt	2	0	1	4	2	3	3	1	0	0	0	6	0	22
	Nodaway	1	0	1	17	0	6	1	1	7	1	0	120	0	155
	Worth	0	0	0	3	1	1	0	0	0	0	1	6	0	12
	Circuit Total	4	0	2	40	4	17	4	3	16	3	1	140	0	234
5	Andrew	0	0	3	12	3	4	0	1	3	0	0	1	0	27
	Buchanan	5	0	15	86	13	24	3	11	2	6	5	676	2	848
	Circuit Total	5	0	18	98	16	28	3	12	5	6	5	677	2	875
6	Platte	3	1	2	81	6	39	1	5	16	5	0	13	0	172
	Circuit Total	3	1	2	81	6	39	1	5	16	5	0	13	0	172
7	Clay	23	0	14	178	29	64	6	8	49	24	41	247	0	683
	Circuit Total	23	0	14	178	29	64	6	8	49	24	41	247	0	683
8	Carroll	6	0	1	24	0	1	0	1	2	2	0	18	0	55
	Ray	2	0	2	27	2	5	2	1	9	0	1	23	0	74
	Circuit Total	8	0	3	51	2	6	2	2	11	2	1	41	0	129
9	Chariton	1	1	0	9	3	1	2	0	0	0	1	17	0	35
	Linn	1	0	0	14	0	7	1	0	6	2	0	10	0	41
	Sullivan	3	0	3	4	1	2	0	0	0	2	1	8	0	24
	Circuit Total	5	1	3	27	4	10	3	0	6	4	2	35	0	100
10	Marion	10	0	16	45	4	6	0	1	12	2	0	95	0	191
	Monroe	0	0	1	8	0	1	2	1	0	0	0	8	0	21
	Ralls	4	0	2	10	0	2	0	2	6	2	1	11	0	40
	Circuit Total	14	0	19	63	4	9	2	4	18	4	1	114	0	252
11	St. Charles	104	5	50	206	18	113	2	17	68	10	0	556	0	1,149
	Circuit Total	104	5	50	206	18	113	2	17	68	10	0	556	0	1,149
12	Audrain	3	0	8	19	1	18	0	3	10	2	0	101	0	165
	Montgomery	4	1	6	9	0	9	1	2	4	0	2	11	0	49
	Warren	5	0	7	24	2	7	0	1	8	1	0	14	0	69
Circuit Total	12	1	21	52	3	34	1	6	22	3	2	126	0	283	
13	Boone	13	0	12	118	9	66	0	11	35	39	1	1,405	0	1,709
	Callaway	15	0	0	30	7	5	1	6	5	7	1	102	2	181
	Circuit Total	28	0	12	148	16	71	1	17	40	46	2	1,507	2	1,890
14	Howard	0	0	2	8	3	2	0	2	1	0	0	14	0	32
	Randolph	3	0	5	32	1	4	0	2	4	0	0	74	0	125
	Circuit Total	3	0	7	40	4	6	0	4	5	0	0	88	0	157
15	Lafayette	8	0	8	40	3	7	2	3	4	0	4	19	0	98
	Saline	5	0	11	20	1	1	0	0	6	5	0	13	0	62
	Circuit Total	13	0	19	60	4	8	2	3	10	5	4	32	0	160
16	Jackson	124	12	107	531	90	250	13	47	123	599	0	1,387	0	3,283
	Circuit Total	124	12	107	531	90	250	13	47	123	599	0	1,387	0	3,283
17	Cass	18	0	9	76	10	26	0	0	16	4	0	9	0	168
	Johnson	4	0	4	35	6	8	3	3	10	4	0	18	0	95
	Circuit Total	22	0	13	111	16	34	3	3	26	8	0	27	0	263
18	Cooper	5	0	0	20	0	0	1	1	3	4	0	11	0	45
	Pettis	12	0	7	33	4	7	0	1	2	2	0	50	0	118
	Circuit Total	17	0	7	53	4	7	1	2	5	6	0	61	0	163
19	Cole	13	0	6	93	7	10	2	1	20	29	0	404	0	585
	Circuit Total	13	0	6	93	7	10	2	1	20	29	0	404	0	585
20	Franklin	19	0	22	64	16	30	6	2	12	5	0	45	0	221
	Gasconade	3	0	5	13	2	12	0	2	0	2	0	10	0	49
	Osage	5	0	0	15	0	2	0	0	2	0	1	9	0	34
	Circuit Total	27	0	27	92	18	44	6	4	14	7	1	64	0	304
21	St. Louis County	155	3	198	804	129	725	26	93	406	104	220	1,942	0	4,805
	Circuit Total	155	3	198	804	129	725	26	93	406	104	220	1,942	0	4,805
22	City of St. Louis	25	0	49	158	45	36	2	46	19	22	610	949	6	1,967
	Circuit Total	25	0	49	158	45	36	2	46	19	22	610	949	6	1,967
23	Jefferson	32	0	5	143	26	47	1	6	25	10	0	153	0	448
	Circuit Total	32	0	5	143	26	47	1	6	25	10	0	153	0	448
24	Madison	1	0	4	21	3	1	0	1	2	3	0	22	0	58
	St. Francois	27	3	14	87	9	8	3	2	3	4	14	283	7	464
	Ste. Genevieve	6	0	0	21	1	6	0	2	3	2	1	8	0	50
	Washington	6	0	2	17	1	4	0	0	0	1	14	59	0	104
	Circuit Total	40	3	20	146	14	19	3	5	8	10	29	372	7	676

Table 46
Circuit and Associate Court, FY 2020
Administrative Non-Case Filings, by Type

Cir. No.	County	Transcript Judgment	Admin Order	Admin Order Modification	Mechanics Lien	Contraband Destruction Order	Foreign/ Non-Case Document	Transfer of Prob Sprvsn	Motion to Withdraw Guilty Plea	Cert of Lien- DOR Taxes	Search Warrant Invst Sbpna	Total
1	Clark	4	17	1	0	0	12	0	0	0	27	61
	Schulyer	5	7	0	0	0	18	0	0	0	6	36
	Scotland	2	2	0	1	0	12	0	0	0	10	27
	Circuit Total	11	26	1	1	0	42	0	0	0	43	124
2	Adair	29	39	0	2	0	18	0	0	0	57	145
	Knox	6	7	0	0	0	12	0	1	0	4	30
	Lewis	5	11	0	0	0	8	0	0	0	38	62
	Circuit Total	40	57	0	2	0	38	0	1	0	99	237
3	Grundy	82	13	0	1	0	12	0	0	1	59	168
	Harrison	11	16	0	0	0	20	0	0	0	15	62
	Mercer	9	4	1	0	0	15	0	0	0	10	39
	Putnam	3	9	1	0	0	12	0	1	0	21	47
Circuit Total	105	42	2	1	0	59	0	1	1	105	316	
4	Atchison	3	4	0	0	0	14	0	0	0	1	22
	Gentry	9	7	0	1	0	18	0	0	0	11	46
	Holt	20	5	0	0	0	27	0	0	0	2	54
	Nodaway	30	16	1	20	0	60	0	2	0	51	180
	Worth	5	4	0	0	0	12	0	0	0	10	31
	Circuit Total	67	36	1	21	0	131	0	2	0	75	333
5	Andrew	94	14	2	0	0	15	0	0	0	0	125
	Buchanan	195	212	0	15	0	13	0	2	0	272	709
	Circuit Total	289	226	2	15	0	28	0	2	0	272	834
6	Platte	289	74	1	37	0	32	0	10	0	0	443
	Circuit Total	289	74	1	37	0	32	0	10	0	0	443
7	Clay	760	34	0	68	0	38	0	2	2	0	904
	Circuit Total	760	34	0	68	0	38	0	2	2	0	904
8	Carroll	27	16	1	1	0	27	0	0	0	16	88
	Ray	35	17	2	6	17	22	0	0	1	43	143
	Circuit Total	62	33	3	7	17	49	0	0	1	59	231
9	Chariton	14	7	0	1	0	19	0	0	0	15	56
	Linn	31	35	5	1	0	20	0	0	0	31	123
	Sullivan	11	10	0	1	0	13	0	2	0	4	41
	Circuit Total	56	52	5	3	0	52	0	2	0	50	220
10	Marion	50	76	2	0	0	15	0	0	0	28	171
	Monroe	27	14	0	0	0	12	0	0	0	15	68
	Ralls	26	10	0	0	0	15	0	1	3	15	70
	Circuit Total	103	100	2	0	0	42	0	1	3	58	309
11	St. Charles	1,070	233	0	61	0	26	0	2	3	1,347	2,742
	Circuit Total	1,070	233	0	61	0	26	0	2	3	1,347	2,742
12	Audrain	55	38	0	2	0	42	0	0	0	148	285
	Montgomery	19	20	0	1	0	27	0	0	0	34	101
	Warren	70	50	2	2	0	18	0	0	0	82	224
	Circuit Total	144	108	2	5	0	87	0	0	0	264	610
13	Boone	372	276	0	31	0	23	0	0	0	956	1,658
	Callaway	69	86	0	13	0	15	0	1	0	135	319
	Circuit Total	441	362	0	44	0	38	0	1	0	1,091	1,977
14	Howard	22	5	1	1	0	19	0	0	0	55	103
	Randolph	93	68	6	6	0	89	0	0	0	66	328
	Circuit Total	115	73	7	7	0	108	0	0	0	121	431
15	Lafayette	94	50	11	6	0	40	0	0	1	89	291
	Saline	43	40	14	4	0	23	0	0	0	52	176
	Circuit Total	137	90	25	10	0	63	0	0	1	141	467
16	Jackson	3,067	1,246	233	344	0	5,130	6	1	6	2,054	12,087
	Circuit Total	3,067	1,246	233	344	0	5,130	6	1	6	2,054	12,087
17	Cass	313	137	0	24	0	42	0	3	0	251	770
	Johnson	89	70	0	9	0	29	0	1	0	273	471
	Circuit Total	402	207	0	33	0	71	0	4	0	524	1,241
18	Cooper	55	24	0	1	0	62	0	2	0	81	225
	Pettis	115	79	0	5	0	24	0	0	0	114	337
	Circuit Total	170	103	0	6	0	86	0	2	0	195	562
19	Cole	3,297	121	31	5	0	30	0	2	0	0	3,486
	Circuit Total	3,297	121	31	5	0	30	0	2	0	0	3,486
20	Franklin	322	149	0	10	0	26	0	0	4	257	768
	Gasconade	17	13	3	0	0	20	0	0	0	32	85
	Osage	17	8	0	2	0	18	0	0	0	38	83
	Circuit Total	356	170	3	12	0	64	0	0	4	327	936
21	St. Louis County	4,754	1,179	2	240	0	20,555	5	0	10	1,340	28,085
	Circuit Total	4,754	1,179	2	240	0	20,555	5	0	10	1,340	28,085
22	City of St. Louis	2,220	521	65	163	0	29	0	0	2	1,147	4,147
	Circuit Total	2,220	521	65	163	0	29	0	0	2	1,147	4,147
23	Jefferson	698	307	0	21	1	14	0	0	4	0	1,045
	Circuit Total	698	307	0	21	1	14	0	0	4	0	1,045
24	Madison	44	43	1	2	0	15	0	0	0	11	116
	St. Francois	196	132	0	4	0	27	0	0	0	307	666
	Ste. Genevieve	26	30	0	1	0	12	0	2	0	56	127
	Washington	71	75	0	5	0	12	0	0	0	101	264
	Circuit Total	337	280	1	12	0	66	0	2	0	475	1,173

Table 46
Circuit and Associate Court, FY 2020
Administrative Non-Case Filings, by Type

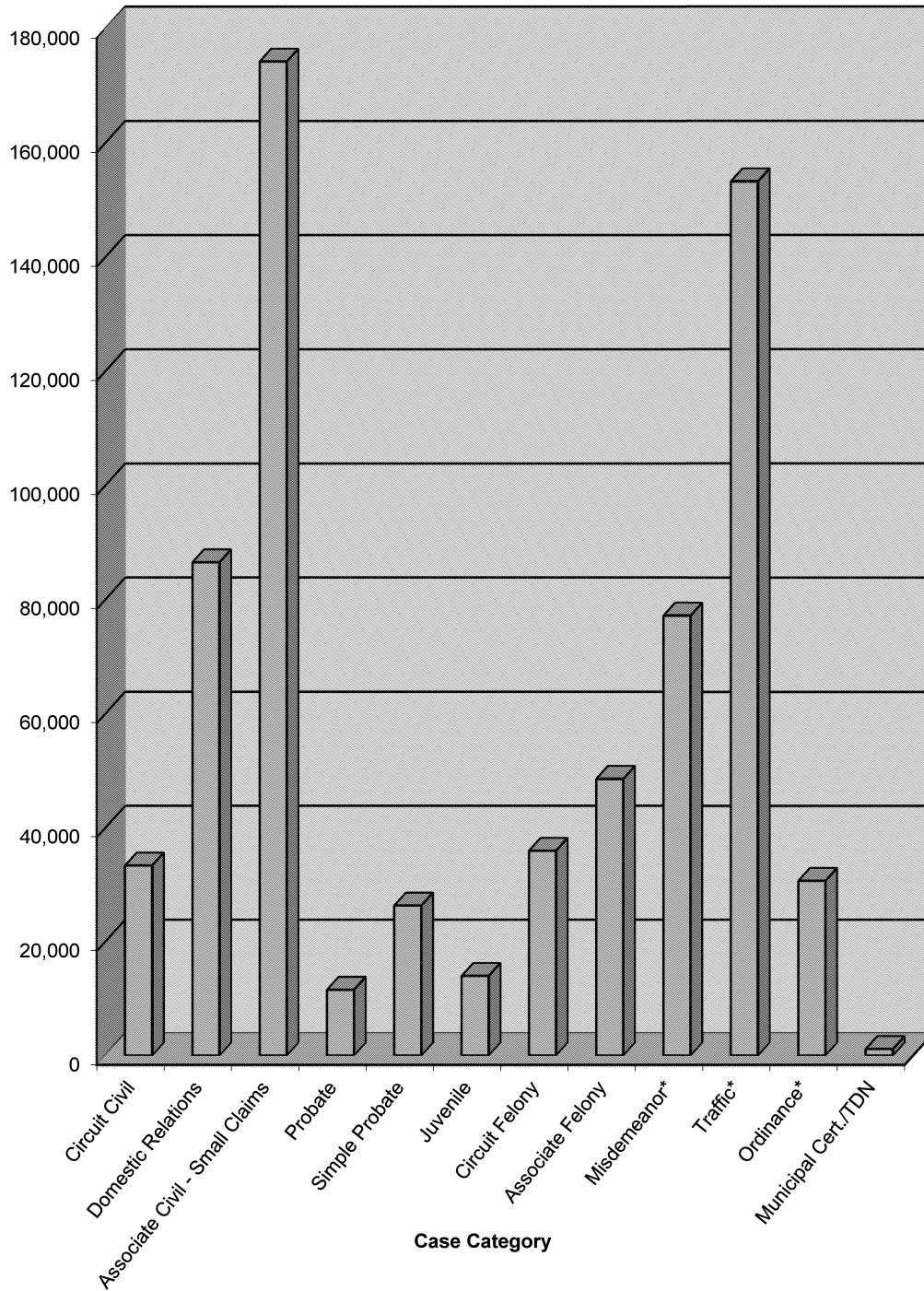
Cir. No.	County	Transcript Judgment	Admin Order	Admin Modification	Order Mechanics Lien	Contraband Destruction Order	Foreign/ Non-Case Document	Transfer of Prob Sprvsn	Motion to Withdraw Guilty Plea	Cert of Lien- DOR Taxes	Search Warrant Invst Sbpna	Total
25	Maries	11	10	0	1	0	12	0	0	0	65	99
	Phelps	43	118	0	4	0	18	1	1	0	284	469
	Pulaski	87	88	0	5	0	23	0	0	0	85	288
	Texas	85	45	10	2	0	9	0	0	0	44	195
	Circuit Total	226	261	10	12	0	62	1	1	0	478	1,051
26	Camden	168	59	0	20	0	13	0	0	0	1	261
	Laclede	87	87	7	7	13	11	0	0	0	100	312
	Miller	75	29	0	6	0	14	0	3	36	148	311
	Moniteau	28	23	0	0	0	23	0	0	0	52	126
	Morgan	59	47	0	6	0	16	0	0	0	164	292
	Circuit Total	417	245	7	39	13	77	0	3	36	465	1,302
27	Bates	50	18	0	2	0	15	0	0	0	57	142
	Henry	77	43	7	6	42	21	0	2	0	72	270
	St. Clair	7	9	0	2	0	15	0	0	0	29	62
	Circuit Total	134	70	7	10	42	51	0	2	0	158	474
28	Barton	17	18	0	1	0	13	0	1	0	51	101
	Cedar	14	18	1	4	0	10	0	0	0	40	87
	Dade	17	9	0	0	0	13	0	0	0	22	61
	Vernon	34	36	8	2	0	19	0	0	0	204	303
	Circuit Total	82	81	9	7	0	55	0	1	0	317	552
29	Jasper	289	286	62	20	0	39	0	0	0	187	883
	Circuit Total	289	286	62	20	0	39	0	0	0	187	883
30	Benton	66	18	1	3	0	9	0	1	0	60	158
	Dallas	48	28	0	0	0	13	0	0	0	36	125
	Hickory	23	4	0	0	0	9	0	0	0	16	52
	Polk	75	5	0	4	0	17	0	1	10	94	206
	Webster	66	48	0	6	0	15	0	0	0	117	252
	Circuit Total	278	103	1	13	0	63	0	2	10	323	793
31	Greene	910	441	0	60	0	18	0	4	4	888	2,321
	Circuit Total	910	441	0	60	0	18	0	4	4	888	2,321
32	Bollinger	31	27	0	0	0	12	0	0	0	17	87
	Cape Girardeau	244	215	32	16	0	29	0	0	0	113	649
	Perry	59	38	1	2	0	12	0	0	0	22	134
	Circuit Total	334	280	33	18	0	53	0	0	0	152	870
33	Mississippi	53	42	7	1	0	9	0	0	1	47	159
	Scott	220	148	35	2	0	27	0	0	0	211	643
	Circuit Total	273	190	42	3	0	36	0	0	0	258	802
34	New Madrid	71	47	21	1	0	27	0	2	0	38	207
	Pemiscot	79	55	1	0	0	15	0	0	0	97	247
	Circuit Total	150	102	22	1	0	42	0	2	0	135	454
35	Dunklin	139	67	23	1	0	27	0	0	0	69	326
	Stoddard	134	108	2	1	0	22	0	0	0	267	593
	Circuit Total	273	175	25	2	0	49	0	0	0	69	593
36	Butler	173	102	10	3	0	12	1	1	2	330	634
	Ripley	32	30	0	0	0	12	0	0	0	56	130
	Circuit Total	205	132	10	3	0	24	1	1	2	386	764
37	Carter	21	15	0	1	40	18	0	0	0	27	122
	Howell	33	81	2	1	0	9	0	0	0	99	225
	Oregon	61	35	0	1	0	18	0	0	0	14	129
	Shannon	65	14	0	0	0	18	0	0	0	8	105
	Circuit Total	180	145	2	3	40	63	0	0	0	148	581
38	Christian	322	103	0	21	0	19	0	0	0	192	657
	Circuit Total	322	103	0	21	0	19	0	0	0	192	657
39	Barry	122	61	0	0	0	13	0	1	0	31	228
	Lawrence	97	68	0	1	0	21	0	0	0	137	324
	Stone	86	29	0	11	0	13	0	0	0	52	191
	Circuit Total	305	158	0	12	0	47	0	1	0	220	743
40	McDonald	60	49	0	0	0	6	0	0	0	39	154
	Newton	138	69	0	4	0	7	0	2	0	61	281
	Circuit Total	198	118	0	4	0	13	0	2	0	100	435
41	Macon	23	43	0	3	0	24	0	0	0	81	174
	Shelby	13	9	0	0	0	13	0	0	0	0	35
	Circuit Total	36	52	0	3	0	37	0	0	0	81	209
42	Crawford	71	67	0	2	0	21	1	0	0	71	233
	Dent	63	29	0	0	0	13	0	0	0	43	148
	Iron	44	20	0	0	0	24	0	0	0	22	110
	Reynolds	24	13	0	1	0	15	0	0	0	13	66
	Wayne	32	33	0	0	0	12	0	0	0	0	77
	Circuit Total	234	162	0	3	0	85	1	0	0	149	634
43	Caldwell	8	14	1	0	0	24	0	0	1	47	95
	Clinton	58	39	0	4	0	8	0	1	0	11	121
	Daviess	14	15	1	1	0	24	0	0	0	5	60
	DeKalb	2	11	3	0	0	24	0	0	0	40	80
	Livingston	21	34	0	0	0	12	0	1	0	102	170
	Circuit Total	103	113	5	5	0	92	0	2	1	205	526
44	Douglas	48	19	0	0	0	12	0	0	0	22	101
	Ozark	41	10	0	0	0	15	0	0	0	24	90
	Wright	50	32	0	0	0	19	0	0	0	30	131
	Circuit Total	139	61	0	0	0	46	0	0	0	76	322
45	Lincoln	186	79	1	10	0	28	0	0	0	292	596
	Pike	40	31	0	1	0	18	0	0	3	158	251
	Circuit Total	226	110	1	11	0	46	0	0	3	450	847
46	Taney	314	117	0	22	0	20	0	0	2	319	794
	Circuit Total	314	117	0	22	0	20	0	0	2	319	794
STATE TOTAL		24,618	9,185	622	1,390	113	27,915	14	52	95	15,543	79,547

“THIS PAGE WAS INTENTIONALLY LEFT BLANK.”

CIRCUIT COURT

Cases Disposed

FY 2020 Total Cases Disposed Statewide by Case Category



* Misdemeanor, Traffic and Ordinance counts do not include cases processed by the Fine Collection Center.

Table 47
Circuit Court, FY 2020
General Civil Cases Disposed by Manner of Disposition

Cir. No.	County	With Trial				Without Trial						Total		
		By Jury		By Court		Uncontested		Dismissal		Change of Venue			Other	
		#	%	#	%	#	%	#	%	#	%	#	%	
1	Clark	0	(0)	8	(36)	2	(9)	8	(36)	0	(0)	4	(18)	22
	Schulyer	0	(0)	1	(8)	6	(50)	3	(25)	0	(0)	2	(17)	12
	Scotland	0	(0)	5	(33)	3	(20)	7	(47)	0	(0)	0	(0)	15
	Circuit Total	0	(0)	14	(29)	11	(22)	18	(37)	0	(0)	6	(12)	49
2	Adair	0	(0)	12	(18)	8	(12)	26	(40)	3	(5)	16	(25)	65
	Knox	0	(0)	0	(0)	2	(33)	2	(33)	0	(0)	2	(33)	6
	Lewis	1	(5)	2	(9)	6	(27)	10	(45)	0	(0)	3	(14)	22
	Circuit Total	1	(1)	14	(15)	16	(17)	38	(41)	3	(3)	21	(23)	93
3	Grundy	0	(0)	4	(14)	10	(36)	11	(39)	0	(0)	3	(11)	28
	Harrison	0	(0)	1	(3)	7	(23)	16	(52)	1	(3)	6	(19)	31
	Mercer	0	(0)	2	(20)	2	(20)	6	(60)	0	(0)	0	(0)	10
	Putnam	0	(0)	4	(18)	5	(23)	9	(41)	0	(0)	4	(18)	22
	Circuit Total	0	(0)	11	(12)	24	(26)	42	(46)	1	(1)	13	(14)	91
4	Atchison	0	(0)	4	(21)	2	(11)	11	(58)	0	(0)	2	(11)	19
	Gentry	1	(4)	1	(4)	11	(48)	4	(17)	1	(4)	5	(22)	23
	Holt	0	(0)	5	(28)	3	(17)	4	(22)	1	(6)	5	(28)	18
	Nodaway	0	(0)	12	(46)	1	(4)	8	(31)	2	(8)	3	(12)	26
	Worth	0	(0)	1	(14)	2	(29)	3	(43)	0	(0)	1	(14)	7
	Circuit Total	1	(1)	23	(25)	19	(20)	30	(32)	4	(4)	16	(17)	93
5	Andrew	0	(0)	4	(9)	11	(26)	14	(33)	3	(7)	11	(26)	43
	Buchanan	1	(0)	54	(14)	84	(21)	162	(41)	3	(1)	94	(24)	398
	Circuit Total	1	(0)	58	(13)	95	(22)	176	(40)	6	(1)	105	(24)	441
6	Platte	2	(1)	31	(9)	88	(26)	184	(54)	4	(1)	30	(9)	339
	Circuit Total	2	(1)	31	(9)	88	(26)	184	(54)	4	(1)	30	(9)	339
7	Clay	9	(1)	144	(19)	59	(8)	375	(50)	12	(2)	158	(21)	757
	Circuit Total	9	(1)	144	(19)	59	(8)	375	(50)	12	(2)	158	(21)	757
8	Carroll	0	(0)	11	(38)	1	(3)	14	(48)	2	(7)	1	(3)	29
	Ray	2	(2)	19	(20)	6	(6)	51	(53)	1	(1)	18	(19)	97
	Circuit Total	2	(2)	30	(24)	7	(6)	65	(52)	3	(2)	19	(15)	126
9	Chariton	0	(0)	6	(29)	1	(5)	11	(52)	2	(10)	1	(5)	21
	Linn	1	(3)	10	(30)	5	(15)	14	(42)	0	(0)	3	(9)	33
	Sullivan	0	(0)	4	(25)	1	(6)	8	(50)	0	(0)	3	(19)	16
	Circuit Total	1	(1)	20	(29)	7	(10)	33	(47)	2	(3)	7	(10)	70
10	Marion	2	(2)	22	(26)	15	(18)	37	(44)	4	(5)	5	(6)	85
	Monroe	0	(0)	10	(37)	3	(11)	10	(37)	2	(7)	2	(7)	27
	Ralls	0	(0)	9	(22)	4	(10)	14	(34)	8	(20)	6	(15)	41
	Circuit Total	2	(1)	41	(27)	22	(14)	61	(40)	14	(9)	13	(8)	153
11	St. Charles	7	(1)	376	(33)	91	(8)	577	(51)	12	(1)	75	(7)	1,138
	Circuit Total	7	(1)	376	(33)	91	(8)	577	(51)	12	(1)	75	(7)	1,138
12	Audrain	0	(0)	19	(37)	6	(12)	21	(41)	5	(10)	0	(0)	51
	Montgomery	0	(0)	9	(19)	12	(25)	23	(48)	1	(2)	3	(6)	48
	Warren	1	(1)	12	(13)	15	(16)	53	(57)	6	(6)	6	(6)	93
	Circuit Total	1	(1)	40	(21)	33	(17)	97	(51)	12	(6)	9	(5)	192
13	Boone	4	(1)	86	(16)	38	(7)	319	(61)	3	(1)	72	(14)	522
	Callaway	0	(0)	5	(4)	10	(8)	38	(30)	13	(10)	62	(48)	128
	Circuit Total	4	(1)	91	(14)	48	(7)	357	(55)	16	(2)	134	(21)	650
14	Howard	0	(0)	2	(12)	5	(29)	7	(41)	0	(0)	3	(18)	17
	Randolph	0	(0)	46	(49)	6	(6)	33	(35)	5	(5)	3	(3)	93
	Circuit Total	0	(0)	48	(44)	11	(10)	40	(36)	5	(5)	6	(5)	110
15	Lafayette	0	(0)	30	(20)	32	(21)	77	(50)	2	(1)	12	(8)	153
	Saline	0	(0)	15	(14)	4	(4)	32	(30)	4	(4)	50	(48)	105
	Circuit Total	0	(0)	45	(17)	36	(14)	109	(42)	6	(2)	62	(24)	258
16	Jackson	23	(1)	329	(10)	460	(13)	1,981	(58)	40	(1)	589	(17)	3,422
	Circuit Total	23	(1)	329	(10)	460	(13)	1,981	(58)	40	(1)	589	(17)	3,422
17	Cass	3	(1)	77	(25)	19	(6)	154	(50)	2	(1)	51	(17)	306
	Johnson	0	(0)	87	(30)	98	(34)	81	(28)	11	(4)	12	(4)	289
	Circuit Total	3	(1)	164	(28)	117	(20)	235	(39)	13	(2)	63	(11)	595
18	Cooper	0	(0)	4	(8)	6	(12)	26	(53)	6	(12)	7	(14)	49
	Pettis	1	(1)	25	(13)	48	(24)	113	(57)	4	(2)	6	(3)	197
	Circuit Total	1	(0)	29	(12)	54	(22)	139	(57)	10	(4)	13	(5)	246
19	Cole	2	(0)	164	(34)	23	(5)	237	(49)	7	(1)	49	(10)	482
	Circuit Total	2	(0)	164	(34)	23	(5)	237	(49)	7	(1)	49	(10)	482
20	Franklin	2	(1)	50	(21)	51	(22)	121	(51)	3	(1)	10	(4)	237
	Gasconade	0	(0)	4	(15)	6	(22)	16	(59)	1	(4)	0	(0)	27
	Osage	0	(0)	7	(35)	0	(0)	13	(65)	0	(0)	0	(0)	20
	Circuit Total	2	(1)	61	(21)	57	(20)	150	(53)	4	(1)	10	(4)	284
21	St. Louis County	32	(1)	579	(13)	657	(15)	2,722	(63)	40	(1)	303	(7)	4,333
	Circuit Total	32	(1)	579	(13)	657	(15)	2,722	(63)	40	(1)	303	(7)	4,333
22	City of St. Louis	22	(0)	2,674	(24)	157	(1)	8,155	(73)	57	(1)	169	(2)	11,234
	Circuit Total	22	(0)	2,674	(24)	157	(1)	8,155	(73)	57	(1)	169	(2)	11,234
23	Jefferson	4	(1)	124	(16)	88	(11)	327	(42)	10	(1)	223	(29)	776
	Circuit Total	4	(1)	124	(16)	88	(11)	327	(42)	10	(1)	223	(29)	776
24	Madison	0	(0)	6	(25)	6	(25)	10	(42)	1	(4)	1	(4)	24
	St. Francois	2	(1)	16	(9)	29	(16)	91	(51)	4	(2)	38	(21)	180
	Ste. Genevieve	0	(0)	15	(28)	5	(9)	29	(54)	1	(2)	4	(7)	54
	Washington	0	(0)	1	(1)	6	(7)	46	(54)	1	(1)	31	(36)	85
	Circuit Total	2	(1)	38	(11)	46	(13)	176	(51)	7	(2)	74	(22)	343

Table 48
Circuit Court, FY 2020
Domestic Relations Cases Disposed by Manner of Disposition

Cir. No.	County	With Trial		Without Trial								Total
		By Court		Uncontested		Dismissal		Change of Venue		Other		
		#	%	#	%	#	%	#	%	#	%	
1	Clark	40	(27)	29	(20)	73	(50)	0	(0)	4	(3)	146
	Schulyer	2	(3)	32	(54)	25	(42)	0	(0)	0	(0)	59
	Scotland	12	(27)	12	(27)	13	(30)	2	(5)	5	(11)	44
	Circuit Total	54	(22)	73	(29)	111	(45)	2	(1)	9	(4)	249
2	Adair	67	(26)	72	(28)	114	(45)	0	(0)	3	(1)	256
	Knox	9	(25)	19	(53)	8	(22)	0	(0)	0	(0)	36
	Lewis	23	(20)	53	(45)	38	(32)	1	(1)	2	(2)	117
	Circuit Total	99	(24)	144	(35)	160	(39)	1	(0)	5	(1)	409
3	Grundy	10	(5)	110	(52)	56	(26)	2	(1)	35	(16)	213
	Harrison	48	(31)	45	(29)	58	(38)	2	(1)	1	(1)	154
	Mercer	20	(41)	10	(20)	15	(31)	0	(0)	4	(8)	49
	Putnam	19	(19)	44	(44)	37	(37)	0	(0)	1	(1)	101
	Circuit Total	97	(19)	209	(40)	166	(32)	4	(1)	41	(8)	517
4	Atchison	7	(21)	18	(53)	8	(24)	0	(0)	1	(3)	34
	Gentry	3	(2)	92	(65)	42	(30)	2	(1)	2	(1)	141
	Holt	16	(32)	19	(38)	13	(26)	0	(0)	2	(4)	50
	Nodaway	45	(23)	70	(36)	78	(40)	1	(1)	2	(1)	196
	Worth	1	(1)	28	(39)	37	(52)	5	(7)	0	(0)	71
	Circuit Total	72	(15)	227	(46)	178	(36)	8	(2)	7	(1)	492
5	Andrew	7	(2)	197	(68)	70	(24)	10	(3)	6	(2)	290
	Buchanan	338	(24)	333	(23)	703	(49)	5	(0)	44	(3)	1,423
	Circuit Total	345	(20)	530	(31)	773	(45)	15	(1)	50	(3)	1,713
6	Platte	69	(7)	546	(55)	347	(35)	2	(0)	37	(4)	1,001
	Circuit Total	69	(7)	546	(55)	347	(35)	2	(0)	37	(4)	1,001
7	Clay	1,374	(43)	235	(7)	1,258	(39)	6	(0)	312	(10)	3,185
	Circuit Total	1,374	(43)	235	(7)	1,258	(39)	6	(0)	312	(10)	3,185
8	Carroll	50	(47)	16	(15)	38	(36)	2	(2)	0	(0)	106
	Ray	127	(38)	7	(2)	183	(55)	1	(0)	13	(4)	331
	Circuit Total	177	(41)	23	(5)	221	(51)	3	(1)	13	(3)	437
9	Chariton	28	(55)	9	(18)	14	(27)	0	(0)	0	(0)	51
	Linn	106	(49)	39	(18)	57	(27)	0	(0)	13	(6)	215
	Sullivan	30	(37)	5	(6)	32	(39)	0	(0)	15	(18)	82
	Circuit Total	164	(47)	53	(15)	103	(30)	0	(0)	28	(8)	348
10	Marion	276	(44)	50	(8)	297	(47)	0	(0)	6	(1)	629
	Monroe	23	(30)	27	(35)	27	(35)	0	(0)	0	(0)	77
	Ralls	31	(18)	66	(39)	67	(40)	1	(1)	3	(2)	168
	Circuit Total	330	(38)	143	(16)	391	(45)	1	(0)	9	(1)	874
11	St. Charles	395	(10)	1,719	(44)	1,710	(44)	23	(1)	17	(0)	3,864
	Circuit Total	395	(10)	1,719	(44)	1,710	(44)	23	(1)	17	(0)	3,864
12	Audrain	45	(12)	137	(36)	197	(51)	3	(1)	2	(1)	384
	Montgomery	36	(26)	54	(39)	42	(31)	0	(0)	5	(4)	137
	Warren	23	(5)	181	(39)	249	(54)	3	(1)	3	(1)	459
	Circuit Total	104	(11)	372	(38)	488	(50)	6	(1)	10	(1)	980
13	Boone	465	(21)	693	(32)	1,002	(46)	10	(0)	10	(0)	2,180
	Callaway	164	(24)	95	(14)	298	(44)	2	(0)	113	(17)	672
	Circuit Total	629	(22)	788	(28)	1,300	(46)	12	(0)	123	(4)	2,852
14	Howard	37	(30)	45	(36)	42	(34)	0	(0)	0	(0)	124
	Randolph	116	(25)	146	(31)	203	(43)	0	(0)	6	(1)	471
	Circuit Total	153	(26)	191	(32)	245	(41)	0	(0)	6	(1)	595
15	Lafayette	66	(14)	190	(42)	197	(43)	2	(0)	2	(0)	457
	Saline	67	(19)	52	(15)	134	(39)	1	(0)	90	(26)	344
	Circuit Total	133	(17)	242	(30)	331	(41)	3	(0)	92	(11)	801
16	Jackson	641	(6)	4,111	(39)	5,546	(52)	20	(0)	291	(3)	10,609
	Circuit Total	641	(6)	4,111	(39)	5,546	(52)	20	(0)	291	(3)	10,609
17	Cass	334	(25)	398	(30)	551	(42)	6	(0)	25	(2)	1,314
	Johnson	153	(23)	238	(35)	224	(33)	2	(0)	61	(9)	678
	Circuit Total	487	(24)	636	(32)	775	(39)	8	(0)	86	(4)	1,992
18	Cooper	6	(3)	52	(30)	53	(30)	0	(0)	63	(36)	174
	Pettis	193	(22)	282	(33)	347	(40)	1	(0)	38	(4)	861
	Circuit Total	199	(19)	334	(32)	400	(39)	1	(0)	101	(10)	1,035
19	Cole	498	(32)	278	(18)	743	(47)	12	(1)	39	(2)	1,570
	Circuit Total	498	(32)	278	(18)	743	(47)	12	(1)	39	(2)	1,570
20	Franklin	132	(8)	625	(40)	815	(52)	5	(0)	5	(0)	1,582
	Gasconade	32	(17)	44	(24)	102	(56)	1	(1)	4	(2)	183
	Osage	75	(45)	0	(0)	79	(48)	3	(2)	9	(5)	166
	Circuit Total	239	(12)	669	(35)	996	(52)	9	(0)	18	(1)	1,931
21	St. Louis County	974	(10)	4,051	(41)	4,824	(49)	34	(0)	48	(0)	9,931
	Circuit Total	974	(10)	4,051	(41)	4,824	(49)	34	(0)	48	(0)	9,931
22	City of St. Louis	1,212	(23)	203	(4)	3,673	(71)	3	(0)	72	(1)	5,163
	Circuit Total	1,212	(23)	203	(4)	3,673	(71)	3	(0)	72	(1)	5,163
23	Jefferson	672	(22)	597	(20)	1,672	(55)	11	(0)	68	(2)	3,020
	Circuit Total	672	(22)	597	(20)	1,672	(55)	11	(0)	68	(2)	3,020
24	Madison	61	(22)	79	(28)	132	(47)	4	(1)	2	(1)	278
	St. Francois	68	(6)	538	(51)	450	(42)	1	(0)	4	(0)	1,061
	Ste. Genevieve	72	(33)	66	(30)	71	(33)	0	(0)	9	(4)	218
	Washington	168	(44)	12	(3)	98	(26)	1	(0)	104	(27)	383
	Circuit Total	369	(19)	695	(36)	751	(39)	6	(0)	119	(6)	1,940

Table 48
Circuit Court, FY 2020
Domestic Relations Cases Disposed by Manner of Disposition

Cir. No.	County	With Trial		Without Trial								Total
		By Court		Uncontested		Dismissal		Change of Venue		Other		
		#	%	#	%	#	%	#	%	#	%	
25	Maries	16	(17)	30	(32)	46	(48)	1	(1)	2	(2)	95
	Phelps	146	(21)	207	(30)	328	(47)	5	(1)	11	(2)	697
	Pulaski	296	(29)	194	(19)	501	(49)	8	(1)	17	(2)	1,016
	Texas	42	(14)	93	(31)	143	(48)	1	(0)	19	(6)	298
	Circuit Total	500	(24)	524	(25)	1,018	(48)	15	(1)	49	(2)	2,106
26	Camden	251	(34)	71	(10)	399	(54)	8	(1)	10	(1)	739
	Laclede	209	(26)	129	(16)	458	(56)	3	(0)	15	(2)	814
	Miller	36	(10)	128	(36)	180	(50)	1	(0)	12	(3)	357
	Moniteau	45	(24)	62	(33)	79	(42)	1	(1)	1	(1)	188
	Morgan	42	(16)	69	(27)	140	(54)	1	(0)	7	(3)	259
	Circuit Total	583	(25)	459	(19)	1,256	(53)	14	(1)	45	(2)	2,357
27	Bates	8	(4)	99	(47)	97	(46)	1	(0)	5	(2)	210
	Henry	22	(6)	201	(50)	176	(44)	0	(0)	1	(0)	400
	St. Clair	22	(15)	55	(39)	52	(37)	1	(1)	12	(8)	142
	Circuit Total	52	(7)	355	(47)	325	(43)	2	(0)	18	(2)	752
28	Barton	14	(9)	63	(40)	81	(51)	0	(0)	0	(0)	158
	Cedar	11	(4)	107	(42)	88	(35)	1	(0)	46	(18)	253
	Dade	14	(14)	38	(39)	28	(29)	1	(1)	16	(16)	97
	Vernon	80	(23)	111	(32)	128	(37)	0	(0)	23	(7)	342
	Circuit Total	119	(14)	319	(38)	325	(38)	2	(0)	85	(10)	850
29	Jasper	447	(21)	650	(30)	1,044	(48)	7	(0)	11	(1)	2,159
	Circuit Total	447	(21)	650	(30)	1,044	(48)	7	(0)	11	(1)	2,159
30	Benton	7	(3)	110	(51)	72	(33)	4	(2)	23	(11)	216
	Dallas	23	(12)	76	(39)	81	(42)	2	(1)	11	(6)	193
	Hickory	9	(7)	47	(35)	74	(55)	2	(1)	2	(1)	134
	Polk	40	(9)	191	(43)	164	(37)	3	(1)	48	(11)	446
	Webster	57	(13)	225	(53)	123	(29)	4	(1)	18	(4)	427
	Circuit Total	136	(10)	649	(46)	514	(36)	15	(1)	102	(7)	1,416
31	Greene	765	(13)	1,747	(30)	3,148	(55)	15	(0)	56	(1)	5,731
	Circuit Total	765	(13)	1,747	(30)	3,148	(55)	15	(0)	56	(1)	5,731
32	Bollinger	76	(44)	20	(12)	72	(42)	0	(0)	4	(2)	172
	Cape Girardeau	139	(12)	383	(34)	553	(49)	4	(0)	46	(4)	1,125
	Perry	82	(37)	50	(23)	87	(39)	0	(0)	3	(1)	222
	Circuit Total	297	(20)	453	(30)	712	(47)	4	(0)	53	(3)	1,519
33	Mississippi	104	(35)	13	(4)	145	(48)	2	(1)	35	(12)	299
	Scott	221	(34)	203	(31)	227	(35)	1	(0)	0	(0)	652
	Circuit Total	325	(34)	216	(23)	372	(39)	3	(0)	35	(4)	951
34	New Madrid	84	(33)	48	(19)	115	(45)	4	(2)	4	(2)	255
	Pemiscot	137	(42)	10	(3)	142	(44)	1	(0)	33	(10)	323
	Circuit Total	221	(38)	58	(10)	257	(44)	5	(1)	37	(6)	578
35	Dunklin	58	(13)	145	(13)	212	(46)	1	(0)	45	(10)	461
	Stoddard	65	(9)	205	(29)	332	(47)	1	(0)	97	(14)	700
	Circuit Total	123	(11)	350	(30)	544	(47)	2	(0)	142	(12)	1,161
36	Butler	91	(9)	390	(40)	367	(38)	0	(0)	119	(12)	967
	Ripley	144	(42)	9	(3)	185	(55)	1	(0)	0	(0)	339
	Circuit Total	235	(18)	399	(31)	552	(42)	1	(0)	119	(9)	1,306
37	Carter	39	(36)	17	(16)	48	(45)	1	(1)	2	(2)	107
	Howell	169	(18)	335	(36)	423	(45)	4	(0)	2	(0)	933
	Oregon	63	(36)	1	(1)	113	(64)	0	(0)	0	(0)	177
	Shannon	39	(21)	41	(22)	102	(56)	0	(0)	1	(1)	183
	Circuit Total	310	(22)	394	(28)	686	(49)	5	(0)	5	(0)	1,400
38	Christian	147	(13)	427	(38)	462	(41)	10	(1)	84	(7)	1,130
	Circuit Total	147	(13)	427	(38)	462	(41)	10	(1)	84	(7)	1,130
39	Barry	97	(15)	222	(35)	309	(48)	0	(0)	12	(2)	640
	Lawrence	127	(20)	207	(33)	292	(46)	1	(0)	9	(1)	636
	Stone	29	(11)	106	(39)	128	(47)	2	(1)	9	(3)	274
	Circuit Total	253	(16)	535	(35)	729	(47)	3	(0)	30	(2)	1,550
40	McDonald	66	(13)	224	(44)	222	(43)	0	(0)	2	(0)	514
	Newton	115	(15)	315	(40)	273	(35)	8	(1)	68	(9)	779
	Circuit Total	181	(14)	539	(42)	495	(38)	8	(1)	70	(5)	1,293
41	Macon	16	(8)	97	(47)	90	(43)	1	(0)	4	(2)	208
	Shelby	44	(56)	12	(15)	23	(29)	0	(0)	0	(0)	79
	Circuit Total	60	(21)	109	(38)	113	(39)	1	(0)	4	(1)	287
42	Crawford	48	(12)	126	(31)	211	(52)	2	(0)	21	(5)	408
	Dent	68	(23)	100	(34)	124	(42)	3	(1)	1	(0)	296
	Iron	53	(34)	43	(27)	57	(36)	1	(1)	4	(3)	158
	Reynolds	30	(38)	2	(3)	42	(54)	1	(1)	3	(4)	78
	Wayne	38	(18)	2	(1)	96	(46)	0	(0)	72	(35)	208
	Circuit Total	237	(21)	273	(24)	530	(46)	7	(1)	101	(9)	1,148
43	Caldwell	31	(31)	32	(32)	35	(35)	2	(2)	0	(0)	100
	Clinton	19	(12)	34	(22)	63	(41)	0	(0)	37	(24)	153
	Daviess	18	(24)	29	(38)	28	(37)	1	(1)	0	(0)	76
	DeKalb	9	(9)	8	(8)	26	(26)	0	(0)	56	(57)	99
	Livingston	117	(51)	25	(11)	73	(32)	0	(0)	13	(6)	228
	Circuit Total	194	(30)	128	(20)	225	(34)	3	(0)	106	(16)	656
44	Douglas	27	(14)	59	(32)	99	(53)	1	(1)	1	(1)	187
	Ozark	4	(2)	69	(41)	88	(52)	0	(0)	8	(5)	169
	Wright	64	(23)	107	(39)	97	(35)	1	(0)	5	(2)	274
	Circuit Total	95	(15)	235	(37)	284	(45)	2	(0)	14	(2)	630
45	Lincoln	162	(18)	252	(28)	495	(54)	3	(0)	3	(0)	915
	Pike	53	(22)	84	(35)	100	(42)	1	(0)	2	(1)	240
	Circuit Total	215	(19)	336	(29)	595	(52)	4	(0)	5	(0)	1,155
46	Taney	335	(36)	164	(18)	418	(45)	3	(0)	7	(1)	927
	Circuit Total	335	(36)	164	(18)	418	(45)	3	(0)	7	(1)	927
	STATE TOTAL	15,316	(18)	26,388	(30)	41,766	(48)	321	(0)	2,779	(3)	86,570

**Table 50
Circuit Court, FY 2020
Circuit Felony Cases Disposed by Manner of Disposition**

Cir. No.	County	With Trial				Without Trial									Total	
		By Jury		By Court		Guilty Plea	Dismissed				Change of Venue		Other			
		#	%	#	%		#	%	By State	By Court	#	%	#	%		
1	Clark	2	(3)	0	(0)	49	(63)	9	(12)	0	(0)	2	(3)	16	(21)	78
	Schulyer	0	(0)	0	(0)	11	(46)	7	(29)	0	(0)	4	(17)	2	(8)	24
	Scotland	0	(0)	0	(0)	13	(72)	3	(17)	0	(0)	2	(11)	0	(0)	18
	Circuit Total	2	(2)	0	(0)	73	(61)	19	(16)	0	(0)	8	(7)	18	(15)	120
2	Adair	4	(2)	0	(0)	152	(63)	76	(31)	7	(3)	3	(1)	1	(0)	243
	Knox	0	(0)	0	(0)	18	(82)	2	(9)	0	(0)	1	(5)	1	(5)	22
	Lewis	0	(0)	0	(0)	42	(72)	15	(26)	0	(0)	1	(2)	0	(0)	58
	Circuit Total	4	(1)	0	(0)	212	(66)	93	(29)	7	(2)	5	(2)	2	(1)	323
3	Grundy	0	(0)	0	(0)	57	(89)	6	(9)	0	(0)	0	(0)	1	(2)	64
	Harrison	0	(0)	0	(0)	49	(65)	22	(29)	0	(0)	2	(3)	2	(3)	75
	Mercer	1	(6)	0	(0)	8	(50)	3	(19)	0	(0)	2	(13)	2	(13)	16
	Putnam	1	(3)	0	(0)	25	(66)	4	(11)	3	(8)	4	(11)	1	(3)	38
	Circuit Total	2	(1)	0	(0)	139	(72)	35	(18)	3	(2)	8	(4)	6	(3)	193
4	Atchison	0	(0)	0	(0)	18	(56)	8	(25)	1	(3)	1	(3)	4	(13)	32
	Gentry	0	(0)	0	(0)	31	(74)	6	(14)	0	(0)	5	(12)	0	(0)	42
	Holt	0	(0)	0	(0)	26	(74)	6	(17)	2	(6)	1	(3)	0	(0)	35
	Nodaway	3	(2)	0	(0)	94	(72)	23	(18)	0	(0)	4	(3)	7	(5)	131
	Worth	0	(0)	0	(0)	9	(64)	3	(21)	0	(0)	0	(0)	2	(14)	14
	Circuit Total	3	(1)	0	(0)	178	(70)	46	(18)	3	(1)	11	(4)	13	(5)	254
5	Andrew	0	(0)	0	(0)	37	(97)	1	(3)	0	(0)	0	(0)	0	(0)	38
	Buchanan	12	(2)	1	(0)	601	(91)	37	(6)	1	(0)	0	(0)	8	(1)	660
	Circuit Total	12	(2)	1	(0)	638	(91)	38	(5)	1	(0)	0	(0)	8	(1)	698
6	Platte	7	(2)	0	(0)	286	(85)	27	(8)	2	(1)	0	(0)	16	(5)	338
	Circuit Total	7	(2)	0	(0)	286	(85)	27	(8)	2	(1)	0	(0)	16	(5)	338
7	Clay	5	(1)	0	(0)	550	(84)	54	(8)	4	(1)	1	(0)	44	(7)	658
	Circuit Total	5	(1)	0	(0)	550	(84)	54	(8)	4	(1)	1	(0)	44	(7)	658
8	Carroll	1	(1)	0	(0)	61	(85)	7	(10)	0	(0)	1	(1)	2	(3)	72
	Ray	1	(0)	0	(0)	163	(79)	34	(16)	1	(0)	2	(1)	6	(3)	207
	Circuit Total	2	(1)	0	(0)	224	(80)	41	(15)	1	(0)	3	(1)	8	(3)	279
9	Chariton	0	(0)	0	(0)	41	(87)	6	(13)	0	(0)	0	(0)	0	(0)	47
	Linn	2	(1)	3	(2)	120	(66)	49	(27)	0	(0)	6	(3)	1	(1)	181
	Sullivan	1	(2)	0	(0)	32	(78)	1	(2)	0	(0)	7	(17)	0	(0)	41
	Circuit Total	3	(1)	3	(1)	193	(72)	56	(21)	0	(0)	13	(5)	1	(0)	269
10	Marion	0	(0)	0	(0)	122	(79)	24	(15)	0	(0)	4	(3)	5	(3)	155
	Monroe	0	(0)	0	(0)	31	(78)	5	(13)	0	(0)	4	(10)	0	(0)	40
	Ralls	0	(0)	0	(0)	32	(76)	7	(17)	0	(0)	2	(5)	1	(2)	42
	Circuit Total	0	(0)	0	(0)	185	(78)	36	(15)	0	(0)	10	(4)	6	(3)	237
11	St. Charles	7	(1)	1	(0)	1,052	(89)	110	(9)	4	(0)	0	(0)	5	(0)	1,179
	Circuit Total	7	(1)	1	(0)	1,052	(89)	110	(9)	4	(0)	0	(0)	5	(0)	1,179
12	Audrain	0	(0)	0	(0)	242	(91)	20	(7)	0	(0)	5	(2)	0	(0)	267
	Montgomery	3	(2)	0	(0)	149	(79)	33	(17)	0	(0)	2	(1)	2	(1)	189
	Warren	5	(2)	3	(1)	215	(90)	11	(5)	1	(0)	1	(0)	4	(2)	240
	Circuit Total	8	(1)	3	(0)	606	(87)	64	(9)	1	(0)	8	(1)	6	(1)	696
13	Boone	9	(1)	1	(0)	816	(83)	147	(15)	0	(0)	1	(0)	9	(1)	983
	Callaway	4	(1)	1	(0)	343	(85)	50	(12)	0	(0)	2	(0)	4	(1)	404
	Circuit Total	13	(1)	2	(0)	1,159	(84)	197	(14)	0	(0)	3	(0)	13	(1)	1,387
14	Howard	0	(0)	0	(0)	72	(92)	5	(6)	0	(0)	1	(1)	0	(0)	78
	Randolph	7	(2)	3	(1)	234	(79)	39	(13)	0	(0)	6	(2)	9	(3)	298
	Circuit Total	7	(2)	3	(1)	306	(81)	44	(12)	0	(0)	7	(2)	9	(2)	376
15	Lafayette	1	(0)	3	(1)	306	(88)	19	(5)	0	(0)	6	(2)	14	(4)	349
	Saline	2	(1)	0	(0)	182	(88)	12	(6)	0	(0)	3	(1)	8	(4)	207
	Circuit Total	3	(1)	3	(1)	488	(88)	31	(6)	0	(0)	9	(2)	22	(4)	556
16	Jackson	31	(1)	10	(0)	1,976	(58)	514	(15)	1	(0)	2	(0)	894	(26)	3,428
	Circuit Total	31	(1)	10	(0)	1,976	(58)	514	(15)	1	(0)	2	(0)	894	(26)	3,428
17	Cass	3	(1)	1	(0)	379	(87)	39	(9)	10	(2)	3	(1)	2	(0)	437
	Johnson	5	(2)	1	(0)	222	(85)	24	(9)	2	(1)	0	(0)	6	(2)	260
	Circuit Total	8	(1)	2	(0)	601	(86)	63	(9)	12	(2)	3	(0)	8	(1)	697
18	Cooper	1	(0)	0	(0)	174	(77)	52	(23)	0	(0)	0	(0)	0	(0)	227
	Pettis	4	(1)	0	(0)	514	(87)	64	(11)	1	(0)	10	(2)	1	(0)	594
	Circuit Total	5	(1)	0	(0)	688	(84)	116	(14)	1	(0)	10	(1)	1	(0)	821
19	Cole	5	(1)	6	(1)	496	(82)	92	(15)	0	(0)	0	(0)	4	(1)	603
	Circuit Total	5	(1)	6	(1)	496	(82)	92	(15)	0	(0)	0	(0)	4	(1)	603
20	Franklin	2	(0)	2	(0)	501	(90)	47	(8)	2	(0)	0	(0)	0	(0)	554
	Gasconade	0	(0)	0	(0)	67	(80)	15	(18)	0	(0)	2	(2)	0	(0)	84
	Osage	0	(0)	1	(1)	62	(86)	9	(13)	0	(0)	0	(0)	0	(0)	72
	Circuit Total	2	(0)	3	(0)	630	(89)	71	(10)	2	(0)	2	(0)	0	(0)	710
21	St. Louis County	24	(1)	4	(0)	2,024	(77)	419	(16)	113	(4)	1	(0)	38	(1)	2,623
	Circuit Total	24	(1)	4	(0)	2,024	(77)	419	(16)	113	(4)	1	(0)	38	(1)	2,623
22	City of St. Louis	63	(5)	9	(1)	705	(54)	450	(34)	58	(4)	0	(0)	26	(2)	1,311
	Circuit Total	63	(5)	9	(1)	705	(54)	450	(34)	58	(4)	0	(0)	26	(2)	1,311
23	Jefferson	6	(1)	1	(0)	926	(92)	55	(5)	3	(0)	0	(0)	19	(2)	1,010
	Circuit Total	6	(1)	1	(0)	926	(92)	55	(5)	3	(0)	0	(0)	19	(2)	1,010
24	Madison	1	(1)	0	(0)	55	(70)	14	(18)	1	(1)	1	(1)	7	(9)	79
	St. Francois	3	(1)	0	(0)	332	(81)	69	(17)	0	(0)	1	(0)	6	(1)	411
	Ste. Genevieve	0	(0)	0	(0)	129	(90)	8	(6)	0	(0)	3	(2)	3	(2)	143
	Washington	2	(1)	0	(0)	215	(84)	37	(14)	0	(0)	1	(0)	1	(0)	256
	Circuit Total	6	(1)	0	(0)	731	(82)	128	(14)	1	(0)	6	(1)	17	(2)	889

Table 52
Circuit and Associate Court, FY 2020
Misdemeanor Cases Disposed by Manner of Disposition

Cir. No.	County	With Trial				Without Trial								Total
		By Jury		By Court		Guilty Plea		Dismissal		Change of Venue		Other		
		#	%	#	%	#	%	#	%	#	%	#	%	
1	Clark	0	(0)	0	(0)	142	(70)	59	(29)	0	(0)	1	(0)	202
	Schulyer	0	(0)	0	(0)	92	(51)	87	(49)	0	(0)	0	(0)	179
	Scotland	0	(0)	1	(1)	48	(67)	22	(31)	1	(1)	0	(0)	72
	Circuit Total	0	(0)	1	(0)	282	(62)	168	(37)	1	(0)	1	(0)	453
2	Adair	1	(0)	3	(0)	433	(56)	284	(37)	1	(0)	54	(7)	776
	Knox	0	(0)	1	(1)	45	(63)	25	(35)	0	(0)	1	(1)	72
	Lewis	0	(0)	1	(0)	163	(49)	141	(43)	1	(0)	24	(7)	330
	Circuit Total	1	(0)	5	(0)	641	(54)	450	(38)	2	(0)	79	(7)	1,178
3	Grundy	0	(0)	0	(0)	112	(50)	109	(48)	0	(0)	5	(2)	226
	Harrison	0	(0)	0	(0)	127	(60)	86	(40)	0	(0)	0	(0)	213
	Mercer	0	(0)	0	(0)	69	(70)	29	(29)	0	(0)	1	(1)	99
	Putnam	0	(0)	0	(0)	78	(55)	47	(33)	0	(0)	16	(11)	141
	Circuit Total	0	(0)	0	(0)	386	(57)	271	(40)	0	(0)	22	(3)	679
4	Atchison	0	(0)	0	(0)	145	(75)	49	(25)	0	(0)	0	(0)	194
	Gentry	1	(1)	0	(0)	82	(71)	31	(27)	1	(1)	0	(0)	115
	Holt	0	(0)	0	(0)	231	(83)	49	(18)	0	(0)	0	(0)	280
	Nodaway	0	(0)	2	(0)	261	(46)	299	(53)	0	(0)	1	(0)	563
	Worth	1	(1)	0	(0)	54	(51)	51	(48)	0	(0)	0	(0)	106
	Circuit Total	2	(0)	2	(0)	773	(61)	479	(38)	1	(0)	1	(0)	1,258
5	Andrew	0	(0)	5	(1)	285	(63)	158	(35)	0	(0)	2	(0)	450
	Buchanan	1	(0)	8	(1)	918	(62)	559	(38)	0	(0)	1	(0)	1,487
	Circuit Total	1	(0)	13	(1)	1,203	(62)	717	(37)	0	(0)	3	(0)	1,937
6	Platte	0	(0)	11	(0)	1,445	(63)	846	(37)	0	(0)	1	(0)	2,303
	Circuit Total	0	(0)	11	(0)	1,445	(63)	846	(37)	0	(0)	1	(0)	2,303
7	Clay	0	(0)	3	(0)	1,695	(61)	1,062	(38)	0	(0)	16	(1)	2,776
	Circuit Total	0	(0)	3	(0)	1,695	(61)	1,062	(38)	0	(0)	16	(1)	2,776
8	Carroll	0	(0)	1	(1)	100	(79)	23	(18)	0	(0)	2	(2)	126
	Ray	0	(0)	0	(0)	199	(67)	97	(33)	0	(0)	1	(0)	297
	Circuit Total	0	(0)	1	(0)	299	(71)	120	(28)	0	(0)	3	(1)	423
9	Chariton	2	(1)	0	(0)	87	(64)	48	(35)	0	(0)	0	(0)	137
	Linn	0	(0)	2	(1)	160	(49)	161	(49)	3	(1)	2	(1)	328
	Sullivan	0	(0)	0	(0)	75	(93)	5	(6)	0	(0)	1	(1)	81
	Circuit Total	2	(0)	2	(0)	322	(59)	214	(39)	3	(1)	3	(1)	546
10	Marion	0	(0)	0	(0)	305	(58)	208	(39)	0	(0)	16	(3)	529
	Monroe	0	(0)	1	(1)	97	(68)	44	(31)	1	(1)	0	(0)	143
	Ralls	0	(0)	4	(1)	191	(51)	177	(47)	0	(0)	1	(0)	373
	Circuit Total	0	(0)	5	(0)	593	(57)	429	(41)	1	(0)	17	(2)	1,045
11	St. Charles	1	(0)	2	(0)	887	(59)	621	(41)	0	(0)	3	(0)	1,514
	Circuit Total	1	(0)	2	(0)	887	(59)	621	(41)	0	(0)	3	(0)	1,514
12	Audrain	0	(0)	44	(8)	404	(78)	49	(9)	0	(0)	22	(4)	519
	Montgomery	0	(0)	2	(0)	192	(48)	205	(51)	0	(0)	5	(1)	404
	Warren	2	(0)	10	(2)	420	(85)	53	(11)	0	(0)	10	(2)	495
	Circuit Total	2	(0)	56	(4)	1,016	(72)	307	(22)	0	(0)	37	(3)	1,418
13	Boone	0	(0)	10	(0)	1,916	(73)	707	(27)	0	(0)	7	(0)	2,640
	Callaway	0	(0)	9	(1)	1,038	(79)	260	(20)	0	(0)	1	(0)	1,308
	Circuit Total	0	(0)	19	(0)	2,954	(75)	967	(24)	0	(0)	8	(0)	3,948
14	Howard	0	(0)	0	(0)	137	(78)	39	(22)	0	(0)	0	(0)	176
	Randolph	0	(0)	2	(0)	355	(59)	245	(40)	4	(1)	0	(0)	606
	Circuit Total	0	(0)	2	(0)	492	(63)	284	(36)	4	(1)	0	(0)	782
15	Lafayette	0	(0)	5	(1)	442	(81)	99	(18)	0	(0)	0	(0)	546
	Saline	0	(0)	1	(0)	246	(78)	70	(22)	0	(0)	0	(0)	317
	Circuit Total	0	(0)	6	(1)	688	(80)	169	(20)	0	(0)	0	(0)	863
16	Jackson	0	(0)	20	(1)	1,307	(68)	587	(31)	0	(0)	3	(0)	1,917
	Circuit Total	0	(0)	20	(1)	1,307	(68)	587	(31)	0	(0)	3	(0)	1,917
17	Cass	0	(0)	8	(4)	131	(60)	79	(36)	0	(0)	1	(0)	219
	Johnson	0	(0)	1	(0)	341	(70)	147	(30)	0	(0)	0	(0)	489
	Circuit Total	0	(0)	9	(1)	472	(67)	226	(32)	0	(0)	1	(0)	708
18	Cooper	0	(0)	1	(0)	417	(68)	191	(31)	0	(0)	0	(0)	609
	Pettis	0	(0)	0	(0)	616	(66)	312	(34)	0	(0)	0	(0)	928
	Circuit Total	0	(0)	1	(0)	1,033	(67)	503	(33)	0	(0)	0	(0)	1,537
19	Cole	0	(0)	12	(0)	1,004	(42)	1,384	(58)	0	(0)	3	(0)	2,403
	Circuit Total	0	(0)	12	(0)	1,004	(42)	1,384	(58)	0	(0)	3	(0)	2,403
20	Franklin	1	(0)	19	(1)	1,455	(75)	462	(24)	0	(0)	0	(0)	1,937
	Gasconade	0	(0)	0	(0)	138	(62)	82	(37)	0	(0)	2	(1)	222
	Osage	0	(0)	1	(0)	152	(62)	81	(33)	0	(0)	10	(4)	244
	Circuit Total	1	(0)	20	(1)	1,745	(73)	625	(26)	0	(0)	12	(0)	2,403
21	St. Louis County	2	(0)	1	(0)	790	(22)	2,807	(78)	0	(0)	5	(0)	3,605
	Circuit Total	2	(0)	1	(0)	790	(22)	2,807	(78)	0	(0)	5	(0)	3,605
22	City of St. Louis	3	(0)	11	(2)	311	(52)	273	(45)	0	(0)	3	(0)	601
	Circuit Total	3	(0)	11	(2)	311	(52)	273	(45)	0	(0)	3	(0)	601
23	Jefferson	0	(0)	17	(1)	1,223	(66)	616	(33)	0	(0)	0	(0)	1,856
	Circuit Total	0	(0)	17	(1)	1,223	(66)	616	(33)	0	(0)	0	(0)	1,856
24	Madison	0	(0)	1	(0)	134	(53)	119	(47)	0	(0)	1	(0)	255
	St. Francois	0	(0)	7	(1)	387	(41)	546	(58)	0	(0)	3	(0)	943
	Ste. Genevieve	0	(0)	1	(0)	410	(72)	159	(28)	0	(0)	2	(0)	572
	Washington	0	(0)	0	(0)	164	(66)	79	(32)	0	(0)	6	(2)	249
	Circuit Total	0	(0)	9	(0)	1,095	(54)	903	(45)	0	(0)	12	(1)	2,019

Table 53
Circuit and Associate Court, FY 2020
Traffic Cases Disposed By Manner of Disposition

Cir. No.	County	With Trial		Without Trial				Total		
		By Court		Guilty		Dismissal			Other*	
		#	%	#	%	#	%	#	%	
1	Clark	0	(0)	1,268	(99)	10	(1)	0	(0)	1,278
	Schulyer	0	(0)	508	(97)	15	(3)	0	(0)	523
	Scotland	1	(1)	153	(96)	6	(4)	0	(0)	160
	Circuit Total	1	(0)	1,929	(98)	31	(2)	0	(0)	1,961
2	Adair	4	(0)	1,062	(96)	45	(4)	1	(0)	1,112
	Knox	0	(0)	119	(94)	8	(6)	0	(0)	127
	Lewis	0	(0)	1,144	(94)	73	(6)	4	(0)	1,221
	Circuit Total	4	(0)	2,325	(95)	126	(5)	5	(0)	2,460
3	Grundy	2	(0)	489	(96)	17	(3)	3	(1)	511
	Harrison	2	(0)	1,852	(96)	69	(4)	1	(0)	1,924
	Mercer	0	(0)	127	(95)	6	(5)	0	(0)	133
	Putnam	0	(0)	250	(95)	7	(3)	6	(2)	263
	Circuit Total	4	(0)	2,718	(96)	99	(3)	10	(0)	2,831
4	Atchison	0	(0)	860	(66)	438	(34)	0	(0)	1,298
	Gentry	0	(0)	193	(99)	2	(1)	0	(0)	195
	Holt	0	(0)	1,204	(95)	70	(5)	0	(0)	1,274
	Nodaway	0	(0)	1,026	(97)	35	(3)	0	(0)	1,061
	Worth	0	(0)	156	(93)	12	(7)	0	(0)	168
	Circuit Total	0	(0)	3,439	(86)	557	(14)	0	(0)	3,996
5	Andrew	3	(0)	1,026	(93)	80	(7)	0	(0)	1,109
	Buchanan	0	(0)	1,847	(95)	94	(5)	0	(0)	1,941
	Circuit Total	3	(0)	2,873	(94)	174	(6)	0	(0)	3,050
6	Platte	26	(0)	7,391	(95)	398	(5)	3	(0)	7,818
	Circuit Total	26	(0)	7,391	(95)	398	(5)	3	(0)	7,818
7	Clay	1	(0)	3,501	(86)	561	(14)	0	(0)	4,063
	Circuit Total	1	(0)	3,501	(86)	561	(14)	0	(0)	4,063
8	Carroll	0	(0)	183	(98)	4	(2)	0	(0)	187
	Ray	0	(0)	830	(96)	33	(4)	0	(0)	863
	Circuit Total	0	(0)	1,013	(96)	37	(4)	0	(0)	1,050
9	Chariton	1	(0)	244	(92)	21	(8)	0	(0)	266
	Linn	1	(0)	864	(93)	63	(7)	0	(0)	928
	Sullivan	2	(0)	443	(91)	42	(9)	0	(0)	487
	Circuit Total	4	(0)	1,551	(92)	126	(7)	0	(0)	1,681
10	Marion	3	(0)	1,534	(90)	160	(9)	1	(0)	1,698
	Monroe	1	(0)	589	(96)	22	(4)	1	(0)	613
	Ralls	0	(0)	1,187	(93)	92	(7)	0	(0)	1,279
	Circuit Total	4	(0)	3,310	(92)	274	(8)	2	(0)	3,590
11	St. Charles	0	(0)	299	(72)	117	(28)	1	(0)	417
	Circuit Total	0	(0)	299	(72)	117	(28)	1	(0)	417
12	Audrain	42	(7)	567	(89)	30	(5)	0	(0)	639
	Montgomery	0	(0)	709	(78)	201	(22)	0	(0)	910
	Warren	83	(8)	920	(91)	10	(1)	1	(0)	1,014
	Circuit Total	125	(5)	2,196	(86)	241	(9)	1	(0)	2,563
13	Boone	4	(0)	3,238	(94)	192	(6)	0	(0)	3,434
	Callaway	3	(0)	1,822	(93)	136	(7)	1	(0)	1,962
	Circuit Total	7	(0)	5,060	(94)	328	(6)	1	(0)	5,396
14	Howard	0	(0)	309	(99)	3	(1)	0	(0)	312
	Randolph	0	(0)	1,990	(98)	33	(2)	9	(0)	2,032
	Circuit Total	0	(0)	2,299	(98)	36	(2)	9	(0)	2,344
15	Lafayette	1	(0)	2,935	(88)	379	(11)	2	(0)	3,317
	Saline	0	(0)	689	(92)	23	(3)	40	(5)	752
	Circuit Total	1	(0)	3,624	(89)	402	(10)	42	(1)	4,069
16	Jackson	7	(0)	2,621	(91)	248	(9)	0	(0)	2,876
	Circuit Total	7	(0)	2,621	(91)	248	(9)	0	(0)	2,876
17	Cass	4	(0)	2,808	(93)	221	(7)	0	(0)	3,033
	Johnson	0	(0)	1,453	(80)	370	(20)	0	(0)	1,823
	Circuit Total	4	(0)	4,261	(88)	591	(12)	0	(0)	4,856
18	Cooper	0	(0)	832	(92)	75	(8)	0	(0)	907
	Pettis	0	(0)	967	(88)	85	(8)	47	(4)	1,099
	Circuit Total	0	(0)	1,799	(90)	160	(8)	47	(2)	2,006
19	Cole	0	(0)	1,578	(96)	60	(4)	0	(0)	1,638
	Circuit Total	0	(0)	1,578	(96)	60	(4)	0	(0)	1,638
20	Franklin	10	(0)	2,722	(96)	96	(3)	0	(0)	2,828
	Gasconade	0	(0)	221	(79)	60	(21)	0	(0)	281
	Osage	1	(0)	390	(85)	54	(12)	12	(3)	457
	Circuit Total	11	(0)	3,333	(93)	210	(6)	12	(0)	3,566
21	St. Louis County	2	(0)	3,133	(72)	1,213	(28)	6	(0)	4,354
	Circuit Total	2	(0)	3,133	(72)	1,213	(28)	6	(0)	4,354
22	City of St. Louis	0	(0)	0	(0)	13	(100)	0	(0)	13
	Circuit Total	0	(0)	0	(0)	13	(100)	0	(0)	13
23	Jefferson	1	(0)	2,778	(93)	213	(7)	0	(0)	2,992
	Circuit Total	1	(0)	2,778	(93)	213	(7)	0	(0)	2,992
24	Madison	0	(0)	833	(93)	67	(7)	0	(0)	900
	St. Francois	3	(0)	1,525	(85)	221	(12)	45	(3)	1,794
	Ste. Genevieve	2	(0)	2,720	(83)	482	(15)	92	(3)	3,296
	Washington	2	(0)	445	(89)	53	(11)	2	(0)	502
	Circuit Total	7	(0)	5,523	(85)	823	(13)	139	(2)	6,492

* Other disposition also includes Certified and Change of Venue.

Table 53
Circuit and Associate Court, FY 2020
Traffic Cases Disposed By Manner of Disposition

Cir. No.	County	With Trial		Without Trial				Total		
		By Court		Guilty		Dismissal			Other*	
		#	%	#	%	#	%	#	%	
25	Maries	0	(0)	236	(98)	6	(2)	0	(0)	242
	Phelps	0	(0)	4,268	(94)	276	(6)	0	(0)	4,544
	Pulaski	0	(0)	3,049	(93)	216	(7)	6	(0)	3,271
	Texas	2	(0)	2,305	(94)	134	(5)	0	(0)	2,441
	Circuit Total	2	(0)	9,858	(94)	632	(6)	6	(0)	10,498
26	Camden	0	(0)	702	(95)	33	(4)	1	(0)	736
	Laclede	1	(0)	1,441	(97)	34	(2)	2	(0)	1,478
	Miller	0	(0)	1,239	(90)	132	(10)	0	(0)	1,371
	Moniteau	4	(1)	443	(86)	66	(13)	0	(0)	513
	Morgan	0	(0)	297	(82)	64	(18)	0	(0)	361
	Circuit Total	5	(0)	4,122	(92)	329	(7)	3	(0)	4,459
27	Bates	0	(0)	1,282	(97)	38	(3)	0	(0)	1,320
	Henry	1	(0)	1,967	(98)	49	(2)	0	(0)	2,017
	St. Clair	0	(0)	871	(94)	56	(6)	0	(0)	927
	Circuit Total	1	(0)	4,120	(97)	143	(3)	0	(0)	4,264
28	Barton	0	(0)	865	(96)	38	(4)	0	(0)	903
	Cedar	2	(1)	158	(90)	15	(9)	0	(0)	175
	Dade	1	(1)	80	(88)	10	(11)	0	(0)	91
	Vernon	0	(0)	704	(89)	86	(11)	1	(0)	791
	Circuit Total	3	(0)	1,807	(92)	149	(8)	1	(0)	1,960
29	Jasper	0	(0)	2,997	(88)	396	(12)	1	(0)	3,394
	Circuit Total	0	(0)	2,997	(88)	396	(12)	1	(0)	3,394
30	Benton	0	(0)	532	(88)	75	(12)	0	(0)	607
	Dallas	0	(0)	706	(91)	68	(9)	0	(0)	774
	Hickory	0	(0)	30	(100)	0	(0)	0	(0)	30
	Polk	1	(0)	2,035	(82)	457	(18)	0	(0)	2,493
	Webster	1	(0)	2,192	(85)	387	(15)	0	(0)	2,580
	Circuit Total	2	(0)	5,495	(85)	987	(15)	0	(0)	6,484
31	Greene	1	(0)	3,231	(78)	893	(22)	1	(0)	4,126
	Circuit Total	1	(0)	3,231	(78)	893	(22)	1	(0)	4,126
32	Bollinger	1	(0)	273	(93)	21	(7)	0	(0)	295
	Cape Girardeau	1	(0)	1,644	(97)	47	(3)	0	(0)	1,692
	Perry	0	(0)	765	(98)	16	(2)	0	(0)	781
	Circuit Total	2	(0)	2,682	(97)	84	(3)	0	(0)	2,768
33	Mississippi	1	(0)	903	(95)	44	(5)	0	(0)	948
	Scott	4	(0)	774	(92)	58	(7)	2	(0)	838
	Circuit Total	5	(0)	1,677	(94)	102	(6)	2	(0)	1,786
34	New Madrid	0	(0)	909	(85)	154	(14)	5	(0)	1,068
	Pemiscot	0	(0)	2,103	(68)	996	(32)	2	(0)	3,101
	Circuit Total	0	(0)	3,012	(72)	1,150	(28)	7	(0)	4,169
35	Dunklin	1	(0)	830	(76)	256	(24)	0	(0)	1,087
	Stoddard	0	(0)	431	(79)	115	(21)	0	(0)	546
	Circuit Total	1	(0)	1,261	(77)	371	(23)	0	(0)	1,633
36	Butler	0	(0)	1,675	(89)	213	(11)	0	(0)	1,888
	Ripley	0	(0)	331	(84)	64	(16)	0	(0)	395
	Circuit Total	0	(0)	2,006	(88)	277	(12)	0	(0)	2,283
37	Carter	0	(0)	797	(93)	61	(7)	1	(0)	859
	Howell	0	(0)	2,377	(93)	172	(7)	0	(0)	2,549
	Oregon	0	(0)	110	(68)	48	(30)	3	(2)	161
	Shannon	0	(0)	525	(95)	26	(5)	0	(0)	551
	Circuit Total	0	(0)	3,809	(92)	307	(7)	4	(0)	4,120
38	Christian	6	(0)	2,015	(89)	240	(11)	0	(0)	2,261
	Circuit Total	6	(0)	2,015	(89)	240	(11)	0	(0)	2,261
39	Barry	2	(0)	631	(79)	99	(12)	63	(8)	795
	Lawrence	0	(0)	573	(90)	65	(10)	0	(0)	638
	Stone	0	(0)	415	(87)	64	(13)	0	(0)	479
	Circuit Total	2	(0)	1,619	(85)	228	(12)	63	(3)	1,912
40	McDonald	4	(1)	588	(91)	56	(9)	0	(0)	648
	Newton	6	(0)	2,760	(87)	358	(11)	35	(1)	3,159
	Circuit Total	10	(0)	3,348	(88)	414	(11)	35	(1)	3,807
41	Macon	0	(0)	973	(96)	43	(4)	0	(0)	1,016
	Shelby	0	(0)	511	(97)	16	(3)	0	(0)	527
	Circuit Total	0	(0)	1,484	(96)	59	(4)	0	(0)	1,543
42	Crawford	0	(0)	2,148	(96)	79	(4)	1	(0)	2,228
	Dent	44	(6)	609	(87)	42	(6)	7	(1)	702
	Iron	0	(0)	272	(95)	12	(4)	2	(1)	286
	Reynolds	0	(0)	111	(83)	21	(16)	1	(1)	133
	Wayne	0	(0)	733	(60)	489	(40)	0	(0)	1,222
	Circuit Total	44	(1)	3,873	(85)	643	(14)	11	(0)	4,571
43	Caldwell	5	(0)	994	(98)	16	(2)	0	(0)	1,015
	Clinton	1	(0)	1,426	(95)	68	(5)	0	(0)	1,495
	Daviess	1	(0)	777	(99)	9	(1)	0	(0)	787
	DeKalb	0	(0)	574	(98)	10	(2)	0	(0)	584
	Livingston	1	(0)	1,359	(94)	79	(5)	2	(0)	1,441
	Circuit Total	8	(0)	5,130	(96)	182	(3)	2	(0)	5,322
44	Douglas	0	(0)	397	(82)	89	(18)	0	(0)	486
	Ozark	2	(0)	475	(71)	189	(28)	2	(0)	668
	Wright	0	(0)	1,459	(90)	163	(10)	0	(0)	1,622
	Circuit Total	2	(0)	2,331	(84)	441	(16)	2	(0)	2,776
45	Lincoln	2	(0)	1,133	(94)	60	(5)	14	(1)	1,209
	Pike	4	(1)	332	(91)	30	(8)	0	(0)	366
	Circuit Total	6	(0)	1,465	(93)	90	(6)	14	(1)	1,575
46	Taney	0	(0)	1,355	(92)	116	(8)	0	(0)	1,471
	Circuit Total	0	(0)	1,355	(92)	116	(8)	0	(0)	1,471
	STATE TOTAL	312	(0)	137,251	(90)	15,271	(10)	430	(0)	153,264

NOTE: This table does not include cases disposed by the Fine Collection Center (FCC).

* Other disposition also includes Certified and Change of Venue.

Table 54
Associate Court, FY 2020
Ordinance Cases Disposed by Manner of Disposition

Cir. No.	County	With Trial		Without Trial				Total		
		By Court		Guilty Plea	Dismissal	Other*				
		#	%	#	%	#	%			
1	Clark	0	(0)	10	(59)	7	(41)	0	(0)	17
	Schulyer	1	(1)	68	(94)	3	(4)	0	(0)	72
	Scotland	0	(0)	5	(62)	3	(37)	0	(0)	8
	Circuit Total	1	(1)	83	(86)	13	(13)	0	(0)	97
2	Adair	4	(1)	581	(87)	82	(12)	0	(0)	667
	Knox	0	(0)	0	(0)	0	(0)	0	(0)	0
	Lewis	0	(0)	2	(40)	3	(60)	0	(0)	5
	Circuit Total	4	(1)	583	(87)	85	(13)	0	(0)	672
3	Grundy	6	(2)	249	(67)	118	(32)	1	(0)	374
	Harrison	3	(2)	109	(84)	16	(12)	1	(1)	129
	Mercer	2	(40)	3	(60)	0	(0)	0	(0)	5
	Putnam	0	(0)	5	(42)	7	(58)	0	(0)	12
	Circuit Total	11	(2)	366	(70)	141	(27)	2	(0)	520
4	Atchison	0	(0)	1	(100)	0	(0)	0	(0)	1
	Gentry	1	(8)	10	(83)	1	(8)	0	(0)	12
	Holt	0	(0)	11	(73)	4	(27)	0	(0)	15
	Nodaway	0	(0)	1	(100)	0	(0)	0	(0)	1
	Circuit Total	1	(3)	23	(79)	5	(17)	0	(0)	29
5	Andrew	0	(0)	183	(85)	33	(15)	0	(0)	216
	Circuit Total	0	(0)	183	(85)	33	(15)	0	(0)	216
6	Platte	1	(0)	786	(83)	157	(17)	1	(0)	945
	Circuit Total	1	(0)	786	(83)	157	(17)	1	(0)	945
7	Clay	0	(0)	1,569	(76)	491	(24)	0	(0)	2,060
	Circuit Total	0	(0)	1,569	(76)	491	(24)	0	(0)	2,060
8	Carroll	0	(0)	86	(70)	37	(30)	0	(0)	123
	Ray	0	(0)	1	(17)	5	(83)	0	(0)	6
	Circuit Total	0	(0)	87	(67)	42	(33)	0	(0)	129
9	Chariton	2	(5)	37	(84)	5	(11)	0	(0)	44
	Linn	19	(3)	446	(81)	85	(15)	0	(0)	550
	Sullivan	0	(0)	30	(83)	6	(17)	0	(0)	36
	Circuit Total	21	(3)	513	(81)	96	(15)	0	(0)	630
10	Monroe	0	(0)	0	(0)	0	(0)	0	(0)	0
	Ralls	2	(2)	80	(63)	45	(35)	0	(0)	127
	Circuit Total	2	(2)	80	(63)	45	(35)	0	(0)	127
12	Audrain	0	(0)	72	(89)	9	(11)	0	(0)	81
	Montgomery	8	(4)	164	(82)	28	(14)	0	(0)	200
	Warren	0	(0)	252	(93)	19	(7)	0	(0)	271
	Circuit Total	8	(1)	488	(88)	56	(10)	0	(0)	552
13	Boone	0	(0)	710	(85)	122	(15)	1	(0)	833
	Callaway	11	(1)	757	(83)	139	(15)	1	(0)	908
	Circuit Total	11	(1)	1,467	(84)	261	(15)	2	(0)	1,741
14	Howard	1	(1)	175	(96)	7	(4)	0	(0)	183
	Randolph	2	(0)	406	(84)	73	(15)	0	(0)	481
	Circuit Total	3	(0)	581	(88)	80	(12)	0	(0)	664
15	Lafayette	4	(2)	155	(90)	13	(8)	0	(0)	172
	Saline	0	(0)	23	(59)	16	(41)	0	(0)	39
	Circuit Total	4	(2)	178	(84)	29	(14)	0	(0)	211
16	Jackson	4	(0)	1,187	(87)	179	(13)	1	(0)	1,371
	Circuit Total	4	(0)	1,187	(87)	179	(13)	1	(0)	1,371
17	Cass	5	(0)	1,114	(82)	241	(18)	0	(0)	1,360
	Johnson	15	(2)	388	(60)	244	(38)	0	(0)	647
	Circuit Total	20	(1)	1,502	(75)	485	(24)	0	(0)	2,007
18	Cooper	1	(0)	1,153	(65)	631	(35)	0	(0)	1,785
	Pettis	0	(0)	40	(69)	18	(31)	0	(0)	58
	Circuit Total	1	(0)	1,193	(65)	649	(35)	0	(0)	1,843
19	Cole	0	(0)	35	(87)	5	(12)	0	(0)	40
	Circuit Total	0	(0)	35	(88)	5	(13)	0	(0)	40
20	Franklin	0	(0)	614	(93)	49	(7)	0	(0)	663
	Gasconade	0	(0)	206	(73)	75	(27)	0	(0)	281
	Osage	0	(0)	186	(71)	77	(29)	0	(0)	263
	Circuit Total	0	(0)	1,006	(83)	201	(17)	0	(0)	1,207
21	St. Louis County	0	(0)	5	(1)	679	(99)	0	(0)	684
	Circuit Total	0	(0)	5	(1)	679	(99)	0	(0)	684
22	City of St Louis	0	(0)	0	(0)	0	(0)	0	(0)	0
	Circuit Total	0	(0)	0	(0)	0	(0)	0	(0)	0
23	Jefferson	0	(0)	361	(85)	63	(15)	0	(0)	424
	Circuit Total	0	(0)	361	(0)	63	(0)	0	(0)	424
24	Madison	0	(0)	0	(0)	0	(0)	0	(0)	0
	St Francois	3	(0)	1,231	(68)	566	(31)	0	(0)	1,800
	Ste. Genevieve	3	(1)	255	(84)	47	(15)	0	(0)	305
	Washington	0	(0)	328	(75)	111	(25)	0	(0)	439
	Circuit Total	6	(0)	1,814	(71)	724	(28)	0	(0)	2,544

* Other disposition also includes Certified and Change of Venue.

Table 54
Associate Court, FY 2020
Ordinance Cases Disposed by Manner of Disposition

Cir. No.	County	With Trial		Without Trial				Total		
		By Court		Guilty Plea	Dismissal	Other*				
		#	%	#	%	#	%			
25	Maries	0	(0)	376	(93)	28	(7)	0	(0)	404
	Phelps	2	(0)	614	(91)	57	(8)	0	(0)	673
	Pulaski	0	(0)	0	(0)	0	(0)	0	(0)	0
	Circuit Total	2	(0)	990	(92)	85	(8)	0	(0)	1,077
26	Camden	0	(0)	574	(92)	51	(8)	0	(0)	625
	Laclede	0	(0)	10	(22)	35	(76)	1	(2)	46
	Miller	0	(0)	103	(75)	35	(25)	0	(0)	138
	Moniteau	0	(0)	170	(82)	36	(17)	1	(0)	207
	Morgan	0	(0)	152	(88)	20	(12)	0	(0)	172
	Circuit Total	0	(0)	1,009	(85)	177	(15)	2	(0)	1,188
27	Bates	0	(0)	132	(69)	58	(31)	0	(0)	190
	Henry	2	(1)	174	(62)	103	(37)	0	(0)	279
	St. Clair	1	(0)	288	(88)	38	(12)	0	(0)	327
	Circuit Total	3	(0)	594	(75)	199	(25)	0	(0)	796
28	Barton	0	(0)	9	(75)	3	(25)	0	(0)	12
	Cedar	5	(6)	66	(78)	14	(16)	0	(0)	85
	Dade	0	(0)	0	(0)	0	(0)	0	(0)	0
	Vernon	0	(0)	0	(0)	3	(100)	0	(0)	3
	Circuit Total	5	(5)	75	(75)	20	(20)	0	(0)	100
29	Jasper	0	(0)	660	(73)	247	(27)	0	(0)	907
	Circuit Total	0	(0)	660	(73)	247	(27)	0	(0)	907
30	Benton	0	(0)	9	(75)	3	(25)	0	(0)	12
	Dallas	1	(2)	32	(78)	7	(17)	1	(2)	41
	Polk	1	(1)	153	(85)	25	(14)	0	(0)	179
	Webster	0	(0)	41	(84)	8	(16)	0	(0)	49
	Circuit Total	2	(1)	235	(84)	43	(15)	1	(0)	281
31	Greene	0	(0)	121	(47)	130	(51)	4	(2)	255
	Circuit Total	0	(0)	121	(47)	130	(51)	4	(2)	255
32	Bollinger	0	(0)	47	(67)	23	(33)	0	(0)	70
	Cape Girardeau	0	(0)	6	(100)	0	(0)	0	(0)	6
	Perry	0	(0)	2	(100)	0	(0)	0	(0)	2
	Circuit Total	0	(0)	55	(71)	23	(29)	0	(0)	78
33	Mississippi	0	(0)	0	(0)	0	(0)	0	(0)	0
	Scott	4	(1)	485	(78)	129	(21)	0	(0)	618
	Circuit Total	4	(1)	485	(78)	129	(21)	0	(0)	618
34	New Madrid	3	(3)	57	(62)	32	(35)	0	(0)	92
	Pemiscot	0	(0)	0	(0)	1	(100)	0	(0)	1
	Circuit Total	3	(3)	57	(61)	33	(35)	0	(0)	93
35	Dunklin	0	(0)	1	(3)	37	(97)	0	(0)	38
	Stoddard	0	(0)	6	(23)	20	(77)	0	(0)	26
	Circuit Total	0	(0)	7	(11)	57	(89)	0	(0)	64
36	Butler	0	(0)	283	(85)	51	(15)	0	(0)	334
	Ripley	0	(0)	180	(89)	23	(11)	0	(0)	203
	Circuit Total	0	(0)	463	(86)	74	(14)	0	(0)	537
37	Carter	0	(0)	1,528	(90)	177	(10)	0	(0)	1,705
	Oregon	0	(0)	57	(83)	12	(17)	0	(0)	69
	Shannon	0	(0)	8	(47)	9	(53)	0	(0)	17
	Circuit Total	0	(0)	1,593	(89)	198	(11)	0	(0)	1,791
38	Christian	0	(0)	126	(85)	22	(15)	0	(0)	148
	Circuit Total	0	(0)	126	(85)	22	(15)	0	(0)	148
39	Barry	0	(0)	2	(100)	0	(0)	0	(0)	2
	Lawrence	0	(0)	2	(100)	0	(0)	0	(0)	2
	Stone	0	(0)	84	(83)	17	(17)	0	(0)	101
	Circuit Total	0	(0)	88	(84)	17	(16)	0	(0)	105
40	McDonald	0	(0)	1	(14)	6	(86)	0	(0)	7
	Newton	0	(0)	0	(0)	0	(0)	0	(0)	0
	Circuit Total	0	(0)	1	(14)	6	(86)	0	(0)	7
41	Macon	7	(1)	501	(90)	49	(9)	1	(0)	558
	Shelby	0	(0)	2	(100)	0	(0)	0	(0)	2
	Circuit Total	7	(1)	503	(90)	49	(9)	1	(0)	560
42	Crawford	0	(0)	128	(82)	27	(17)	2	(1)	157
	Dent	1	(1)	147	(77)	44	(23)	0	(0)	192
	Iron	0	(0)	317	(86)	51	(14)	0	(0)	368
	Reynolds	0	(0)	116	(85)	21	(15)	0	(0)	137
	Circuit Total	1	(0)	708	(83)	143	(17)	2	(0)	854
43	Caldwell	0	(0)	325	(86)	52	(14)	0	(0)	377
	Clinton	0	(0)	0	(0)	1	(100)	0	(0)	1
	Daviess	0	(0)	29	(45)	36	(55)	0	(0)	65
	DeKalb	0	(0)	16	(89)	2	(11)	0	(0)	18
	Livingston	12	(2)	442	(74)	140	(24)	0	(0)	594
	Circuit Total	12	(1)	812	(77)	231	(22)	0	(0)	1,055
44	Douglas	0	(0)	194	(83)	39	(17)	0	(0)	233
	Ozark	0	(0)	26	(96)	1	(4)	0	(0)	27
	Wright	0	(0)	1	(50)	1	(50)	0	(0)	2
	Circuit Total	0	(0)	221	(84)	41	(16)	0	(0)	262
45	Lincoln	0	(0)	619	(76)	193	(24)	0	(0)	812
	Pike	28	(11)	184	(74)	37	(15)	0	(0)	249
	Circuit Total	28	(3)	803	(76)	230	(22)	0	(0)	1,061
46	Taney	0	(0)	132	(80)	32	(19)	1	(1)	165
	Circuit Total	0	(0)	132	(80)	32	(19)	1	(1)	165
	STATE TOTAL	165	(1)	23,828	(78)	6,705	(22)	17	(0)	30,715

* Other disposition also includes Certified and Change of Venue.

Table 55
Circuit and Associate Court, FY 2020
Municipal Certification/Trial De Novo Cases Disposed by Manner of Disposition

Cir. No.	County	With Trial				Guilty Plea #	%	Dismissed				Change of Venue		Other		Total
		By Jury		By Court				By State		By Court		#	%	#	%	
1	Clark	0	(0)	0	(0)	0	(0)	0	(0)	0	(0)	0	(0)	0	(0)	0
	Schulyer	0	(0)	0	(0)	0	(0)	0	(0)	0	(0)	0	(0)	0	(0)	0
	Scotland	0	(0)	0	(0)	0	(0)	0	(0)	0	(0)	0	(0)	0	(0)	0
	Circuit Total	0	(0)	0	(0)	0	(0)	0	(0)	0	(0)	0	(0)	0	(0)	0
2	Adair	0	(0)	0	(0)	0	(0)	0	(0)	0	(0)	0	(0)	0	(0)	0
	Knox	0	(0)	0	(0)	0	(0)	0	(0)	0	(0)	0	(0)	0	(0)	0
	Lewis	0	(0)	0	(0)	0	(0)	0	(0)	0	(0)	0	(0)	0	(0)	0
	Circuit Total	0	(0)	0	(0)	0	(0)	0	(0)	0	(0)	0	(0)	0	(0)	0
3	Grundy	0	(0)	0	(0)	0	(0)	0	(0)	0	(0)	0	(0)	0	(0)	0
	Harrison	0	(0)	0	(0)	0	(0)	0	(0)	0	(0)	0	(0)	0	(0)	0
	Mercer	0	(0)	0	(0)	0	(0)	0	(0)	0	(0)	0	(0)	0	(0)	0
	Putnam	0	(0)	0	(0)	0	(0)	0	(0)	0	(0)	0	(0)	0	(0)	0
	Circuit Total	0	(0)	0	(0)	0	(0)	0	(0)	0	(0)	0	(0)	0	(0)	0
4	Atchison	0	(0)	0	(0)	0	(0)	0	(0)	0	(0)	0	(0)	0	(0)	0
	Gentry	0	(0)	0	(0)	0	(0)	0	(0)	0	(0)	0	(0)	0	(0)	0
	Holt	0	(0)	0	(0)	0	(0)	0	(0)	0	(0)	0	(0)	0	(0)	0
	Nodaway	0	(0)	0	(0)	15	(88)	2	(12)	0	(0)	0	(0)	0	(0)	17
	Worth	0	(0)	0	(0)	0	(0)	0	(0)	0	(0)	0	(0)	0	(0)	0
	Circuit Total	0	(0)	0	(0)	15	(88)	2	(12)	0	(0)	0	(0)	0	(0)	17
5	Andrew	0	(0)	0	(0)	0	(0)	0	(0)	0	(0)	0	(0)	0	(0)	0
	Buchanan	0	(0)	0	(0)	0	(0)	1	(14)	0	(0)	0	(0)	6	(86)	7
	Circuit Total	0	(0)	0	(0)	0	(0)	1	(14)	0	(0)	0	(0)	6	(86)	7
6	Platte	0	(0)	1	(17)	0	(0)	2	(33)	3	(50)	0	(0)	0	(0)	6
	Circuit Total	0	(0)	1	(17)	0	(0)	2	(33)	3	(50)	0	(0)	0	(0)	6
7	Clay	1	(3)	0	(0)	13	(38)	3	(9)	3	(9)	0	(0)	14	(41)	34
	Circuit Total	1	(3)	0	(0)	13	(38)	3	(9)	3	(9)	0	(0)	14	(41)	34
8	Carroll	0	(0)	0	(0)	0	(0)	0	(0)	0	(0)	0	(0)	0	(0)	0
	Ray	0	(0)	0	(0)	2	(50)	2	(50)	0	(0)	0	(0)	0	(0)	4
	Circuit Total	0	(0)	0	(0)	2	(50)	2	(50)	0	(0)	0	(0)	0	(0)	4
9	Chariton	0	(0)	0	(0)	0	(0)	0	(0)	0	(0)	0	(0)	0	(0)	0
	Linn	0	(0)	0	(0)	0	(0)	0	(0)	0	(0)	0	(0)	0	(0)	0
	Sullivan	0	(0)	0	(0)	0	(0)	0	(0)	0	(0)	0	(0)	0	(0)	0
	Circuit Total	0	(0)	0	(0)	0	(0)	0	(0)	0	(0)	0	(0)	0	(0)	0
10	Marion	0	(0)	3	(33)	0	(0)	0	(0)	4	(44)	1	(11)	1	(11)	9
	Monroe	0	(0)	0	(0)	0	(0)	0	(0)	0	(0)	0	(0)	0	(0)	0
	Ralls	0	(0)	0	(0)	0	(0)	0	(0)	1	(100)	0	(0)	0	(0)	1
	Circuit Total	0	(0)	3	(30)	0	(0)	0	(0)	5	(50)	1	(10)	1	(10)	10
11	St. Charles	0	(0)	1	(4)	4	(15)	4	(15)	2	(7)	0	(0)	16	(59)	27
	Circuit Total	0	(0)	1	(4)	4	(15)	4	(15)	2	(7)	0	(0)	16	(59)	27
12	Audrain	0	(0)	0	(0)	0	(0)	0	(0)	0	(0)	0	(0)	0	(0)	0
	Montgomery	0	(0)	0	(0)	0	(0)	0	(0)	0	(0)	0	(0)	0	(0)	0
	Warren	0	(0)	0	(0)	0	(0)	1	(100)	0	(0)	0	(0)	0	(0)	1
	Circuit Total	0	(0)	0	(0)	0	(0)	1	(100)	0	(0)	0	(0)	0	(0)	1
13	Boone	0	(0)	0	(0)	4	(44)	3	(33)	0	(0)	0	(0)	2	(22)	9
	Callaway	0	(0)	0	(0)	1	(100)	0	(0)	0	(0)	0	(0)	0	(0)	1
	Circuit Total	0	(0)	0	(0)	5	(50)	3	(30)	0	(0)	0	(0)	2	(20)	10
14	Howard	0	(0)	0	(0)	0	(0)	0	(0)	0	(0)	0	(0)	0	(0)	0
	Randolph	0	(0)	0	(0)	0	(0)	0	(0)	0	(0)	0	(0)	0	(0)	0
	Circuit Total	0	(0)	0	(0)	0	(0)	0	(0)	0	(0)	0	(0)	0	(0)	0
15	Lafayette	0	(0)	0	(0)	0	(0)	0	(0)	0	(0)	0	(0)	0	(0)	0
	Saline	0	(0)	1	(100)	0	(0)	0	(0)	0	(0)	0	(0)	0	(0)	1
	Circuit Total	0	(0)	1	(100)	0	(0)	0	(0)	0	(0)	0	(0)	0	(0)	1
16	Jackson	0	(0)	40	(10)	85	(21)	27	(7)	42	(10)	0	(0)	213	(52)	407
	Circuit Total	0	(0)	40	(10)	85	(21)	27	(7)	42	(10)	0	(0)	213	(52)	407
17	Cass	0	(0)	5	(50)	0	(0)	4	(40)	1	(10)	0	(0)	0	(0)	10
	Johnson	0	(0)	0	(0)	0	(0)	1	(100)	0	(0)	0	(0)	0	(0)	1
	Circuit Total	0	(0)	5	(45)	0	(0)	5	(45)	1	(9)	0	(0)	0	(0)	11
18	Cooper	0	(0)	0	(0)	0	(0)	0	(0)	0	(0)	0	(0)	0	(0)	0
	Pettis	0	(0)	0	(0)	2	(67)	1	(33)	0	(0)	0	(0)	0	(0)	3
	Circuit Total	0	(0)	0	(0)	2	(67)	1	(33)	0	(0)	0	(0)	0	(0)	3
19	Cole	0	(0)	0	(0)	0	(0)	3	(100)	0	(0)	0	(0)	0	(0)	3
	Circuit Total	0	(0)	0	(0)	0	(0)	3	(100)	0	(0)	0	(0)	0	(0)	3
20	Franklin	0	(0)	0	(0)	1	(50)	1	(50)	0	(0)	0	(0)	0	(0)	2
	Gasconade	0	(0)	0	(0)	0	(0)	0	(0)	0	(0)	0	(0)	0	(0)	0
	Osage	0	(0)	0	(0)	0	(0)	0	(0)	0	(0)	0	(0)	0	(0)	0
	Circuit Total	0	(0)	0	(0)	1	(50)	1	(50)	0	(0)	0	(0)	0	(0)	2
21	St. Louis County	2	(0)	8	(2)	158	(34)	121	(26)	40	(9)	0	(0)	132	(29)	461
	Circuit Total	2	(0)	8	(2)	158	(34)	121	(26)	40	(9)	0	(0)	132	(29)	461
22	City of St. Louis	0	(0)	2	(25)	2	(25)	1	(12)	1	(12)	0	(0)	2	(25)	8
	Circuit Total	0	(0)	2	(25)	2	(25)	1	(12)	1	(12)	0	(0)	2	(25)	8
23	Jefferson	0	(0)	4	(20)	1	(5)	8	(40)	5	(25)	0	(0)	2	(10)	20
	Circuit Total	0	(0)	4	(20)	1	(5)	8	(40)	5	(25)	0	(0)	2	(10)	20
24	Madison	0	(0)	0	(0)	1	(100)	0	(0)	0	(0)	0	(0)	0	(0)	1
	St. Francois	0	(0)	0	(0)	1	(100)	0	(0)	0	(0)	0	(0)	0	(0)	1
	Ste. Genevieve	0	(0)	0	(0)	0	(0)	0	(0)	0	(0)	0	(0)	0	(0)	0
	Washington	0	(0)	0	(0)	0	(0)	0	(0)	0	(0)	0	(0)	0	(0)	0
	Circuit Total	0	(0)	0	(0)	2	(100)	0	(0)	0	(0)	0	(0)	0	(0)	2

Table 55
Circuit and Associate Court, FY 2020
Municipal Certification/Trial De Novo Cases Disposed by Manner of Disposition

Cir. No.	County	With Trial				Guilty Plea # %	Dismissed				Change of Venue		Other		Total
		By Jury		By Court			By State		By Court		#	%	#	%	
25	Maries	0	(0)	0	(0)	0	(0)	0	(0)	0	(0)	0	(0)	0	0
	Phelps	0	(0)	0	(0)	0	(0)	0	(0)	0	(0)	0	(0)	0	0
	Pulaski	0	(0)	0	(0)	0	(0)	0	(0)	0	(0)	0	(0)	0	0
	Texas	0	(0)	0	(0)	0	(0)	1	(100)	0	(0)	0	(0)	0	1
	Circuit Total	0	(0)	0	(0)	0	(0)	1	(100)	0	(0)	0	(0)	0	1
26	Camden	0	(0)	0	(0)	0	(0)	0	(0)	0	(0)	0	(0)	2	(100)
	Laclede	0	(0)	0	(0)	0	(0)	0	(0)	0	(0)	0	(0)	0	0
	Miller	0	(0)	1	(100)	0	(0)	0	(0)	0	(0)	0	(0)	0	1
	Moniteau	0	(0)	1	(100)	0	(0)	0	(0)	0	(0)	0	(0)	0	1
	Morgan	0	(0)	0	(0)	0	(0)	0	(0)	0	(0)	0	(0)	0	0
	Circuit Total	0	(0)	2	(50)	0	(0)	0	(0)	0	(0)	0	(0)	2	(50)
27	Bates	0	(0)	0	(0)	0	(0)	1	(100)	0	(0)	0	(0)	0	1
	Henry	0	(0)	0	(0)	4	(57)	3	(43)	0	(0)	0	(0)	0	7
	St. Clair	0	(0)	0	(0)	0	(0)	0	(0)	0	(0)	0	(0)	0	0
	Circuit Total	0	(0)	0	(0)	4	(50)	4	(50)	0	(0)	0	(0)	0	8
28	Barton	0	(0)	0	(0)	1	(100)	0	(0)	0	(0)	0	(0)	0	1
	Cedar	0	(0)	1	(12)	5	(62)	2	(25)	0	(0)	0	(0)	0	8
	Dade	0	(0)	0	(0)	0	(0)	0	(0)	0	(0)	0	(0)	0	0
	Vernon	0	(0)	1	(100)	0	(0)	0	(0)	0	(0)	0	(0)	0	1
	Circuit Total	0	(0)	2	(20)	6	(60)	2	(20)	0	(0)	0	(0)	0	10
29	Jasper	0	(0)	2	(33)	1	(17)	2	(33)	1	(17)	0	(0)	0	6
	Circuit Total	0	(0)	2	(33)	1	(17)	2	(33)	1	(17)	0	(0)	0	6
30	Benton	0	(0)	0	(0)	0	(0)	0	(0)	0	(0)	0	(0)	0	0
	Dallas	0	(0)	0	(0)	1	(100)	0	(0)	0	(0)	0	(0)	0	1
	Hickory	0	(0)	0	(0)	0	(0)	0	(0)	0	(0)	0	(0)	0	0
	Polk	0	(0)	0	(0)	0	(0)	0	(0)	0	(0)	0	(0)	0	0
	Webster	0	(0)	0	(0)	0	(0)	0	(0)	0	(0)	0	(0)	0	0
	Circuit Total	0	(0)	0	(0)	1	(100)	0	(0)	0	(0)	0	(0)	0	1
31	Greene	0	(0)	0	(0)	1	(20)	1	(20)	1	(20)	0	(0)	2	(40)
	Circuit Total	0	(0)	0	(0)	1	(20)	1	(20)	1	(20)	0	(0)	2	(40)
32	Bollinger	0	(0)	0	(0)	0	(0)	0	(0)	0	(0)	0	(0)	0	0
	Cape Girardeau	0	(0)	1	(17)	2	(33)	1	(17)	0	(0)	0	(0)	2	(33)
	Perry	0	(0)	0	(0)	0	(0)	0	(0)	0	(0)	0	(0)	0	0
	Circuit Total	0	(0)	1	(17)	2	(33)	1	(17)	0	(0)	0	(0)	2	(33)
33	Mississippi	0	(0)	1	(100)	0	(0)	0	(0)	0	(0)	0	(0)	0	1
	Scott	0	(0)	5	(100)	0	(0)	0	(0)	0	(0)	0	(0)	0	5
	Circuit Total	0	(0)	6	(100)	0	(0)	0	(0)	0	(0)	0	(0)	0	6
34	New Madrid	0	(0)	0	(0)	0	(0)	1	(100)	0	(0)	0	(0)	0	1
	Pemiscot	0	(0)	0	(0)	0	(0)	0	(0)	0	(0)	0	(0)	0	0
	Circuit Total	0	(0)	0	(0)	0	(0)	1	(100)	0	(0)	0	(0)	0	1
35	Dunklin	0	(0)	0	(0)	0	(0)	0	(0)	0	(0)	0	(0)	0	0
	Stoddard	0	(0)	0	(0)	0	(0)	0	(0)	0	(0)	0	(0)	0	0
	Circuit Total	0	(0)	0	(0)	0	(0)	0	(0)	0	(0)	0	(0)	0	0
36	Butler	0	(0)	0	(0)	0	(0)	0	(0)	0	(0)	0	(0)	0	0
	Ripley	0	(0)	0	(0)	0	(0)	0	(0)	0	(0)	0	(0)	0	0
	Circuit Total	0	(0)	0	(0)	0	(0)	0	(0)	0	(0)	0	(0)	0	0
37	Carter	0	(0)	0	(0)	0	(0)	0	(0)	0	(0)	0	(0)	0	0
	Howell	0	(0)	0	(0)	4	(31)	7	(54)	0	(0)	0	(0)	2	(15)
	Oregon	0	(0)	0	(0)	0	(0)	0	(0)	0	(0)	0	(0)	0	0
	Shannon	0	(0)	0	(0)	0	(0)	0	(0)	0	(0)	0	(0)	0	0
	Circuit Total	0	(0)	0	(0)	4	(31)	7	(54)	0	(0)	0	(0)	2	(15)
38	Christian	0	(0)	0	(0)	0	(0)	0	(0)	1	(50)	1	(50)	0	2
	Circuit Total	0	(0)	0	(0)	0	(0)	0	(0)	1	(50)	1	(50)	0	2
39	Barry	0	(0)	0	(0)	0	(0)	5	(50)	5	(50)	0	(0)	0	10
	Lawrence	0	(0)	1	(100)	0	(0)	0	(0)	0	(0)	0	(0)	0	1
	Stone	0	(0)	0	(0)	1	(100)	0	(0)	0	(0)	0	(0)	0	1
	Circuit Total	0	(0)	1	(8)	1	(8)	5	(42)	5	(42)	0	(0)	0	12
40	McDonald	0	(0)	0	(0)	0	(0)	0	(0)	0	(0)	0	(0)	0	0
	Newton	0	(0)	0	(0)	0	(0)	0	(0)	0	(0)	0	(0)	0	0
	Circuit Total	0	(0)	0	(0)	0	(0)	0	(0)	0	(0)	0	(0)	0	0
41	Macon	0	(0)	0	(0)	0	(0)	0	(0)	0	(0)	0	(0)	0	0
	Shelby	0	(0)	2	(100)	0	(0)	0	(0)	0	(0)	0	(0)	0	2
	Circuit Total	0	(0)	2	(100)	0	(0)	0	(0)	0	(0)	0	(0)	0	2
42	Crawford	0	(0)	0	(0)	0	(0)	0	(0)	0	(0)	0	(0)	0	0
	Dent	1	(50)	0	(0)	0	(0)	0	(0)	0	(0)	0	(0)	1	(50)
	Iron	0	(0)	0	(0)	0	(0)	0	(0)	0	(0)	0	(0)	0	0
	Reynolds	0	(0)	1	(100)	0	(0)	0	(0)	0	(0)	0	(0)	0	1
	Wayne	0	(0)	0	(0)	0	(0)	0	(0)	0	(0)	0	(0)	0	0
	Circuit Total	1	(33)	1	(33)	0	(0)	0	(0)	0	(0)	0	(0)	1	(33)
43	Caldwell	0	(0)	0	(0)	0	(0)	0	(0)	0	(0)	0	(0)	0	0
	Clinton	0	(0)	3	(43)	0	(0)	4	(57)	0	(0)	0	(0)	0	7
	Daviess	0	(0)	0	(0)	0	(0)	0	(0)	0	(0)	0	(0)	0	0
	DeKalb	0	(0)	0	(0)	0	(0)	0	(0)	0	(0)	0	(0)	0	0
	Livingston	0	(0)	0	(0)	0	(0)	0	(0)	0	(0)	0	(0)	0	0
	Circuit Total	0	(0)	3	(43)	0	(0)	4	(57)	0	(0)	0	(0)	0	7
44	Douglas	0	(0)	0	(0)	0	(0)	0	(0)	0	(0)	0	(0)	0	0
	Ozark	0	(0)	0	(0)	0	(0)	0	(0)	0	(0)	0	(0)	0	0
	Wright	0	(0)	0	(0)	0	(0)	0	(0)	0	(0)	0	(0)	0	0
	Circuit Total	0	(0)	0	(0)	0	(0)	0	(0)	0	(0)	0	(0)	0	0
45	Lincoln	0	(0)	0	(0)	0	(0)	3	(37)	3	(37)	0	(0)	2	(25)
	Pike	0	(0)	0	(0)	0	(0)	0	(0)	0	(0)	0	(0)	3	(100)
	Circuit Total	0	(0)	0	(0)	0	(0)	3	(27)	3	(27)	0	(0)	5	(45)
46	Taney	0	(0)	0	(0)	0	(0)	2	(67)	0	(0)	1	(33)	0	3
	Circuit Total	0	(0)	0	(0)	0	(0)	2	(67)	0	(0)	1	(33)	0	3
	STATE TOTAL	4	(0)	85	(7)	310	(27)	218	(19)	113	(10)	3	(0)	402	(35)

Table 56
Circuit Court, FY 2020
Juvenile Cases Disposed by Manner of Disposition*

Cir. No.	County	By Court Hearing		Dismissal Without Hearing		Certified To Adult Court		Transferred		Termination of Parental Rights		Termination of Jurisdiction		Committed to Dept of Youth Services		Other		Total
		#	%	#	%	#	%	#	%	#	%	#	%	#	%	#	%	
1	Clark	1	(3)	3	(10)	0	(0)	0	(0)	0	(0)	27	(87)	0	(0)	0	(0)	31
	Schulyer	2	(33)	0	(0)	0	(0)	0	(0)	0	(0)	3	(50)	1	(17)	0	(0)	6
	Scotland	0	(0)	2	(9)	0	(0)	3	(13)	0	(0)	17	(74)	1	(4)	0	(0)	23
	Circuit Total	3	(5)	5	(8)	0	(0)	3	(5)	0	(0)	47	(78)	2	(3)	0	(0)	60
2	Adair	21	(19)	11	(10)	1	(1)	1	(1)	11	(10)	56	(52)	6	(6)	1	(1)	108
	Knox	0	(0)	0	(0)	0	(0)	0	(0)	1	(14)	6	(86)	0	(0)	0	(0)	7
	Lewis	0	(0)	0	(0)	0	(0)	0	(0)	0	(0)	33	(97)	0	(0)	1	(3)	34
	Circuit Total	21	(14)	11	(7)	1	(1)	1	(1)	12	(8)	95	(64)	6	(4)	2	(1)	149
3	Grundy	6	(12)	3	(6)	0	(0)	0	(0)	2	(4)	36	(69)	5	(10)	0	(0)	52
	Harrison	6	(13)	0	(0)	0	(0)	1	(2)	5	(11)	33	(70)	2	(4)	0	(0)	47
	Mercer	1	(20)	0	(0)	0	(0)	0	(0)	1	(20)	2	(40)	1	(20)	0	(0)	5
	Putnam	4	(20)	1	(5)	0	(0)	1	(5)	2	(10)	11	(55)	1	(5)	0	(0)	20
	Circuit Total	17	(14)	4	(3)	0	(0)	2	(2)	10	(8)	82	(66)	9	(7)	0	(0)	124
4	Atchison	2	(22)	0	(0)	0	(0)	0	(0)	0	(0)	7	(78)	0	(0)	0	(0)	9
	Gentry	3	(10)	1	(3)	0	(0)	0	(0)	2	(7)	23	(79)	0	(0)	0	(0)	29
	Holt	2	(11)	2	(11)	0	(0)	0	(0)	5	(26)	10	(53)	0	(0)	0	(0)	19
	Nodaway	6	(8)	11	(15)	0	(0)	0	(0)	1	(1)	50	(69)	3	(4)	1	(1)	72
	Worth	3	(30)	1	(10)	0	(0)	0	(0)	0	(0)	6	(60)	0	(0)	0	(0)	10
	Circuit Total	16	(12)	15	(11)	0	(0)	0	(0)	8	(6)	96	(69)	3	(2)	1	(1)	139
5	Andrew	5	(56)	0	(0)	0	(0)	0	(0)	0	(0)	4	(44)	0	(0)	0	(0)	9
	Buchanan	35	(18)	27	(14)	0	(0)	1	(1)	22	(11)	101	(51)	14	(7)	0	(0)	200
	Circuit Total	40	(19)	27	(13)	0	(0)	1	(0)	22	(11)	105	(50)	14	(7)	0	(0)	209
6	Platte	18	(21)	13	(15)	0	(0)	0	(0)	2	(2)	42	(48)	3	(3)	9	(10)	87
	Circuit Total	18	(21)	13	(15)	0	(0)	0	(0)	2	(2)	42	(48)	3	(3)	9	(10)	87
7	Clay	44	(25)	16	(9)	0	(0)	3	(2)	11	(6)	80	(45)	11	(6)	13	(7)	178
	Circuit Total	44	(25)	16	(9)	0	(0)	3	(2)	11	(6)	80	(45)	11	(6)	13	(7)	178
8	Carroll	1	(33)	1	(33)	0	(0)	0	(0)	0	(0)	1	(33)	0	(0)	0	(0)	3
	Ray	5	(21)	4	(17)	1	(4)	1	(4)	0	(0)	6	(25)	3	(13)	4	(17)	24
	Circuit Total	6	(22)	5	(19)	1	(4)	1	(4)	0	(0)	7	(26)	3	(11)	4	(15)	27
9	Chariton	0	(0)	0	(0)	0	(0)	0	(0)	0	(0)	14	(93)	1	(7)	0	(0)	15
	Linn	10	(19)	4	(8)	0	(0)	2	(4)	6	(12)	30	(58)	0	(0)	0	(0)	52
	Sullivan	6	(20)	0	(0)	0	(0)	0	(0)	7	(23)	17	(57)	0	(0)	0	(0)	30
	Circuit Total	16	(16)	4	(4)	0	(0)	2	(2)	13	(13)	61	(63)	1	(1)	0	(0)	97
10	Marion	18	(17)	4	(4)	0	(0)	0	(0)	8	(8)	67	(63)	5	(5)	4	(4)	106
	Monroe	3	(17)	0	(0)	0	(0)	0	(0)	2	(11)	11	(61)	0	(0)	2	(11)	18
	Ralls	4	(36)	0	(0)	0	(0)	0	(0)	0	(0)	7	(64)	0	(0)	0	(0)	11
	Circuit Total	25	(19)	4	(3)	0	(0)	0	(0)	10	(7)	85	(63)	5	(4)	6	(4)	135
11	St. Charles	85	(27)	29	(9)	0	(0)	6	(2)	49	(15)	136	(43)	13	(4)	2	(1)	320
	Circuit Total	85	(27)	29	(9)	0	(0)	6	(2)	49	(15)	136	(43)	13	(4)	2	(1)	320
12	Audrain	6	(9)	4	(6)	0	(0)	0	(0)	8	(12)	46	(70)	0	(0)	2	(3)	66
	Montgomery	6	(21)	3	(10)	0	(0)	0	(0)	5	(17)	15	(52)	0	(0)	0	(0)	29
	Warren	18	(24)	6	(8)	0	(0)	1	(1)	12	(16)	35	(47)	1	(1)	2	(3)	75
Circuit Total	30	(18)	13	(8)	0	(0)	1	(1)	25	(15)	96	(56)	1	(1)	4	(2)	170	
13	Boone	113	(34)	29	(9)	1	(0)	1	(0)	13	(4)	162	(49)	10	(3)	3	(1)	332
	Callaway	23	(18)	4	(3)	0	(0)	0	(0)	10	(8)	81	(64)	8	(6)	1	(1)	127
	Circuit Total	136	(30)	33	(7)	1	(0)	1	(0)	23	(5)	243	(53)	18	(4)	4	(1)	459
14	Howard	0	(0)	0	(0)	0	(0)	0	(0)	0	(0)	22	(85)	0	(0)	4	(15)	26
	Randolph	24	(24)	1	(1)	0	(0)	0	(0)	4	(4)	68	(68)	3	(3)	0	(0)	100
	Circuit Total	24	(19)	1	(1)	0	(0)	0	(0)	4	(3)	90	(71)	3	(2)	4	(3)	126
15	Lafayette	12	(32)	1	(3)	0	(0)	0	(0)	7	(19)	13	(35)	4	(11)	0	(0)	37
	Saline	9	(24)	0	(0)	0	(0)	0	(0)	1	(3)	25	(66)	3	(8)	0	(0)	38
	Circuit Total	21	(28)	1	(1)	0	(0)	0	(0)	8	(11)	38	(51)	7	(9)	0	(0)	75
16	Jackson	507	(28)	57	(3)	8	(0)	5	(0)	154	(8)	1,034	(57)	24	(1)	26	(1)	1,815
	Circuit Total	507	(28)	57	(3)	8	(0)	5	(0)	154	(8)	1,034	(57)	24	(1)	26	(1)	1,815
17	Cass	50	(21)	20	(8)	0	(0)	1	(0)	5	(2)	157	(65)	6	(3)	1	(0)	240
	Johnson	21	(16)	20	(15)	0	(0)	0	(0)	11	(8)	80	(59)	1	(1)	2	(1)	135
	Circuit Total	71	(19)	40	(11)	0	(0)	1	(0)	16	(4)	237	(63)	7	(2)	3	(1)	375
18	Cooper	2	(9)	7	(32)	0	(0)	0	(0)	0	(0)	10	(45)	2	(9)	1	(5)	22
	Pettis	27	(22)	2	(2)	0	(0)	0	(0)	18	(15)	65	(53)	10	(8)	0	(0)	122
	Circuit Total	29	(20)	9	(6)	0	(0)	0	(0)	18	(13)	75	(52)	12	(8)	1	(1)	144
19	Cole	21	(12)	12	(7)	1	(1)	0	(0)	4	(2)	119	(67)	7	(4)	14	(8)	178
	Circuit Total	21	(12)	12	(7)	1	(1)	0	(0)	4	(2)	119	(67)	7	(4)	14	(8)	178
20	Franklin	81	(28)	8	(3)	0	(0)	7	(2)	52	(18)	135	(47)	2	(1)	0	(0)	285
	Gasconade	6	(26)	0	(0)	0	(0)	0	(0)	4	(17)	8	(35)	0	(0)	5	(22)	23
	Osage	6	(29)	0	(0)	0	(0)	0	(0)	2	(10)	13	(62)	0	(0)	0	(0)	21
Circuit Total	93	(28)	8	(2)	0	(0)	7	(2)	58	(18)	156	(47)	2	(1)	5	(2)	329	
21	St. Louis County	216	(21)	209	(21)	2	(0)	14	(1)	91	(9)	467	(46)	8	(1)	0	(0)	1,007
	Circuit Total	216	(21)	209	(21)	2	(0)	14	(1)	91	(9)	467	(46)	8	(1)	0	(0)	1,007
22	City of St. Louis	64	(12)	66	(12)	3	(1)	23	(4)	54	(10)	291	(55)	26	(5)	2	(0)	529
	Circuit Total	64	(12)	66	(12)	3	(1)	23	(4)	54	(10)	291	(55)	26	(5)	2	(0)	529
23	Jefferson	103	(18)	53	(9)	2	(0)	8	(1)	36	(6)	361	(62)	15	(3)	2	(0)	580
	Circuit Total	103	(18)	53	(9)	2	(0)	8	(1)	36	(6)	361	(62)	15</				

Table 56
Circuit Court, FY 2020
Juvenile Cases Disposed by Manner of Disposition*

Cir. No.	County	By Court Hearing		Dismissal Without Hearing		Certified To Adult Court		Transferred		Termination of Parental Rights		Termination of Jurisdiction		Committed to Dept of Youth Services		Other		Total
		#	%	#	%	#	%	#	%	#	%	#	%	#	%	#	%	
25	Maries	9	(39)	1	(4)	0	(0)	0	(0)	0	(0)	11	(48)	0	(0)	2	(9)	23
	Phelps	42	(24)	12	(7)	0	(0)	4	(2)	13	(7)	95	(54)	3	(2)	8	(5)	177
	Pulaski	70	(32)	5	(2)	0	(0)	5	(2)	20	(9)	118	(53)	3	(1)	1	(0)	222
	Texas	16	(31)	6	(12)	0	(0)	0	(0)	4	(8)	25	(48)	0	(0)	1	(2)	52
	Circuit Total	137	(29)	24	(5)	0	(0)	9	(2)	37	(8)	249	(53)	6	(1)	12	(3)	474
26	Camden	23	(18)	4	(3)	0	(0)	8	(6)	8	(6)	78	(62)	1	(1)	3	(2)	125
	Laclede	40	(40)	6	(6)	0	(0)	3	(3)	4	(4)	44	(44)	4	(4)	0	(0)	101
	Miller	7	(21)	2	(6)	0	(0)	3	(9)	4	(12)	18	(53)	0	(0)	0	(0)	34
	Moniteau	7	(50)	0	(0)	0	(0)	1	(7)	0	(0)	0	(0)	3	(21)	3	(21)	14
	Morgan	0	(0)	1	(3)	0	(0)	0	(0)	0	(0)	22	(61)	4	(11)	9	(25)	36
	Circuit Total	77	(25)	13	(4)	0	(0)	15	(5)	16	(5)	162	(52)	12	(4)	15	(5)	310
27	Bates	11	(22)	3	(6)	0	(0)	0	(0)	4	(8)	28	(55)	2	(4)	3	(6)	51
	Henry	27	(28)	62	(65)	0	(0)	2	(2)	2	(2)	1	(1)	1	(1)	0	(0)	95
	St. Clair	2	(15)	2	(15)	0	(0)	0	(0)	0	(0)	8	(62)	0	(0)	1	(8)	13
	Circuit Total	40	(25)	67	(42)	0	(0)	2	(1)	6	(4)	37	(23)	3	(2)	4	(3)	159
28	Barton	5	(17)	5	(17)	0	(0)	0	(0)	2	(7)	15	(52)	2	(7)	0	(0)	29
	Cedar	4	(27)	0	(0)	1	(7)	0	(0)	0	(0)	10	(67)	0	(0)	0	(0)	15
	Dade	2	(17)	1	(8)	0	(0)	0	(0)	0	(0)	7	(58)	2	(17)	0	(0)	12
	Vernon	14	(24)	10	(17)	0	(0)	0	(0)	2	(3)	29	(49)	3	(5)	1	(2)	59
	Circuit Total	25	(22)	16	(14)	1	(1)	0	(0)	4	(3)	61	(53)	7	(6)	1	(1)	115
29	Jasper	92	(22)	23	(5)	0	(0)	8	(2)	0	(0)	275	(65)	23	(5)	0	(0)	421
	Circuit Total	92	(22)	23	(5)	0	(0)	8	(2)	0	(0)	275	(65)	23	(5)	0	(0)	421
30	Benton	3	(30)	3	(30)	1	(10)	0	(0)	0	(0)	3	(30)	0	(0)	0	(0)	10
	Dallas	2	(5)	3	(7)	0	(0)	0	(0)	0	(0)	19	(43)	1	(2)	19	(43)	44
	Hickory	5	(28)	0	(0)	0	(0)	0	(0)	0	(0)	11	(61)	2	(11)	0	(0)	18
	Polk	9	(21)	7	(17)	0	(0)	0	(0)	4	(10)	20	(48)	0	(0)	2	(5)	42
	Webster	20	(36)	0	(0)	0	(0)	0	(0)	0	(0)	36	(64)	0	(0)	0	(0)	56
	Circuit Total	39	(23)	13	(8)	1	(1)	0	(0)	4	(2)	89	(52)	3	(2)	21	(12)	170
31	Greene	185	(23)	102	(13)	0	(0)	6	(1)	153	(19)	345	(42)	23	(3)	0	(0)	814
	Circuit Total	185	(23)	102	(13)	0	(0)	6	(1)	153	(19)	345	(42)	23	(3)	0	(0)	814
32	Bollinger	5	(10)	0	(0)	0	(0)	4	(8)	2	(4)	37	(77)	0	(0)	0	(0)	48
	Cape Girardeau	57	(24)	31	(13)	1	(0)	3	(1)	13	(5)	129	(54)	5	(2)	0	(0)	239
	Perry	9	(12)	8	(10)	0	(0)	0	(0)	11	(14)	48	(62)	1	(1)	0	(0)	77
	Circuit Total	71	(20)	39	(11)	1	(0)	7	(2)	26	(7)	214	(59)	6	(2)	0	(0)	364
33	Mississippi	5	(13)	3	(8)	1	(3)	1	(3)	0	(0)	26	(68)	2	(5)	0	(0)	38
	Scott	21	(19)	3	(3)	1	(1)	11	(10)	0	(0)	67	(60)	8	(7)	0	(0)	111
	Circuit Total	26	(17)	6	(4)	2	(1)	12	(8)	0	(0)	93	(62)	10	(7)	0	(0)	149
34	New Madrid	7	(9)	4	(5)	1	(1)	0	(0)	4	(5)	59	(76)	2	(3)	1	(1)	78
	Pemiscot	6	(5)	8	(7)	0	(0)	1	(1)	1	(1)	85	(77)	4	(4)	6	(5)	111
	Circuit Total	13	(7)	12	(6)	1	(1)	1	(1)	5	(3)	144	(76)	6	(3)	7	(4)	189
35	Dunklin	29	(16)	47	(25)	0	(0)	2	(1)	1	(1)	100	(54)	1	(1)	5	(3)	185
	Stoddard	37	(15)	28	(12)	1	(0)	2	(1)	1	(0)	168	(70)	4	(2)	0	(0)	241
	Circuit Total	66	(15)	75	(18)	1	(0)	4	(1)	2	(0)	268	(63)	5	(1)	5	(1)	426
36	Butler	54	(22)	27	(11)	1	(0)	2	(1)	40	(16)	117	(48)	4	(2)	0	(0)	245
	Ripley	20	(29)	12	(17)	0	(0)	0	(0)	5	(7)	32	(46)	1	(1)	0	(0)	70
	Circuit Total	74	(23)	39	(12)	1	(0)	2	(1)	45	(14)	149	(47)	5	(2)	0	(0)	315
37	Carter	2	(15)	4	(31)	0	(0)	0	(0)	0	(0)	6	(46)	0	(0)	1	(8)	13
	Howell	2	(3)	5	(6)	0	(0)	2	(3)	0	(0)	68	(87)	1	(1)	0	(0)	78
	Oregon	1	(2)	1	(2)	0	(0)	2	(4)	0	(0)	27	(57)	1	(2)	15	(32)	47
	Shannon	12	(25)	0	(0)	0	(0)	0	(0)	0	(0)	35	(73)	0	(0)	1	(2)	48
	Circuit Total	17	(9)	10	(5)	0	(0)	4	(2)	0	(0)	136	(73)	2	(1)	17	(9)	186
38	Christian	47	(32)	2	(1)	1	(1)	0	(0)	21	(14)	68	(46)	6	(4)	2	(1)	147
	Circuit Total	47	(32)	2	(1)	1	(1)	0	(0)	21	(14)	68	(46)	6	(4)	2	(1)	147
39	Barry	41	(26)	14	(9)	0	(0)	0	(0)	13	(8)	84	(54)	0	(0)	3	(2)	155
	Lawrence	39	(24)	5	(3)	1	(1)	0	(0)	33	(20)	79	(49)	4	(2)	0	(0)	161
	Stone	24	(27)	2	(2)	1	(1)	0	(0)	11	(13)	49	(56)	1	(1)	0	(0)	88
	Circuit Total	104	(26)	21	(5)	2	(0)	0	(0)	57	(14)	212	(52)	5	(1)	3	(1)	404
40	McDonald	24	(18)	4	(3)	0	(0)	0	(0)	3	(2)	95	(70)	7	(5)	3	(2)	136
	Newton	60	(28)	3	(1)	0	(0)	2	(1)	8	(4)	102	(48)	2	(1)	36	(17)	213
	Circuit Total	84	(24)	7	(2)	0	(0)	2	(1)	11	(3)	197	(56)	9	(3)	39	(11)	349
41	Macon	12	(21)	1	(2)	0	(0)	0	(0)	11	(19)	32	(55)	2	(3)	0	(0)	58
	Shelby	0	(0)	1	(4)	0	(0)	1	(4)	1	(4)	24	(86)	1	(4)	0	(0)	28
	Circuit Total	12	(14)	2	(2)	0	(0)	1	(1)	12	(14)	56	(65)	3	(3)	0	(0)	86
42	Crawford	18	(18)	3	(3)	0	(0)	3	(3)	8	(8)	64	(65)	1	(1)	1	(1)	98
	Dent	26	(35)	0	(0)	0	(0)	3	(4)	7	(9)	34	(46)	4	(5)	0	(0)	74
	Iron	9	(20)	0	(0)	0	(0)	0	(0)	3	(7)	31	(70)	0	(0)	1	(2)	44
	Reynolds	2	(11)	0	(0)	0	(0)	0	(0)	1	(6)	15	(83)	0	(0)	0	(0)	18
	Wayne	2	(5)	7	(18)	1	(3)	0	(0)	5	(13)	20	(53)	0	(0)	3	(8)	38
	Circuit Total	57	(21)	10	(4)	1	(0)	6	(2)	24	(9)	164	(60)	5	(2)	5	(2)	272
43	Caldwell	16	(43)	0	(0)	0	(0)	0	(0)	0	(0)	18	(49)	3	(8)	0	(0)	37
	Clinton	14	(25)	3	(5)	0	(0)	0	(0)	4	(7)	32	(57)	1	(2)	2	(4)	56
	Daviess	4	(31)	0	(0)	0	(0)	0	(0)	0	(0)	7	(54)	2	(15)	0	(0)	13
	DeKalb	4	(13)	0	(0)	0	(0)	0	(0)	0	(0)	26	(87)	0	(0)	0	(0)	30
	Livingston	8	(28)	2	(7)	0	(0)	0	(0)	0	(0)	17	(59)	2	(7)	0	(0)	29
	Circuit Total	46	(28)	5	(3)	0	(0)	0	(0)									

“THIS PAGE WAS INTENTIONALLY LEFT BLANK.”

CIRCUIT COURT

Jury Trial and Judge Type Data

FY 2020 - Statewide Data on Jury Trials

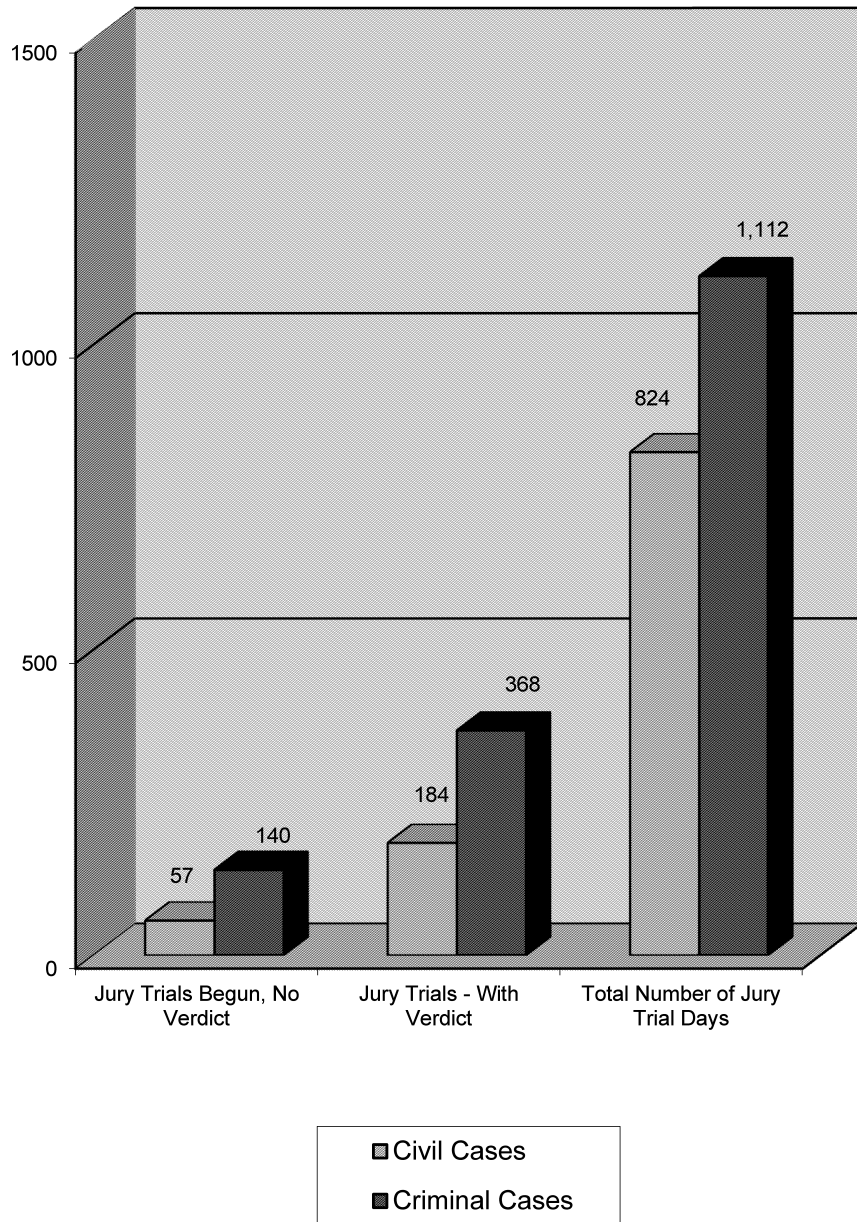


Table 57
Circuit Court, FY 2020
Jury Trial Information in Civil and Criminal Cases

Cir. No.	County	*Trial Begun, No Verdict		Verdict Returned		Total Jury Days	
		Civil	Criminal	Civil	Criminal	Civil	Criminal
1	Clark	0	1	0	2	0	3
	Schulyer	0	0	0	0	0	0
	Scotland	0	0	0	0	0	0
	Circuit Total	0	1	0	2	0	3
2	Adair	0	0	0	5	0	9
	Knox	0	0	0	0	0	0
	Lewis	0	0	1	0	3	0
	Circuit Total	0	0	1	5	3	9
3	Grundy	0	0	0	0	0	0
	Harrison	0	0	0	0	0	0
	Mercer	0	0	0	1	0	1
	Putnam	0	0	0	1	0	1
	Circuit Total	0	0	0	2	0	2
4	Atchison	0	0	0	0	0	0
	Gentry	0	0	1	1	8	1
	Holt	0	0	0	0	0	0
	Nodaway	0	0	0	3	0	4
	Worth	0	0	0	0	0	0
	Circuit Total	0	0	1	4	8	5
5	Andrew	0	0	0	0	0	0
	Buchanan	0	0	3	12	15	30
	Circuit Total	0	0	3	12	15	30
6	Platte	0	0	2	7	7	32
	Circuit Total	0	0	2	7	7	32
7	Clay	2	2	14	6	46	17
	Circuit Total	2	2	14	6	46	17
8	Carroll	0	0	0	1	0	2
	Ray	1	0	3	1	19	4
	Circuit Total	1	0	3	2	19	6
9	Chariton	0	0	0	2	0	2
	Linn	0	1	1	1	4	3
	Sullivan	0	0	0	1	0	3
	Circuit Total	0	1	1	4	4	8
10	Marion	0	0	2	0	8	0
	Monroe	0	0	0	1	0	3
	Ralls	0	0	0	0	0	0
	Circuit Total	0	0	2	1	8	3
11	St. Charles	6	0	7	6	34	19
	Circuit Total	6	0	7	6	34	19
12	Audrain	0	0	0	0	0	0
	Montgomery	0	1	0	3	0	6
	Warren	0	3	1	7	4	13
	Circuit Total	0	4	1	10	4	19
13	Boone	0	4	4	10	8	29
	Callaway	0	0	0	4	0	5
	Circuit Total	0	4	4	14	8	34
14	Howard	1	0	0	0	2	0
	Randolph	0	1	1	7	3	8
	Circuit Total	1	1	1	7	5	8
15	Lafayette	1	3	0	1	1	6
	Saline	0	1	0	1	0	4
	Circuit Total	1	4	0	2	1	10
16	Jackson	6	6	32	31	185	143
	Circuit Total	6	6	32	31	185	143
17	Cass	0	6	3	3	17	14
	Johnson	0	2	0	4	0	12
	Circuit Total	0	8	3	7	17	26
18	Cooper	0	0	0	1	0	1
	Pettis	1	1	1	4	8	8
	Circuit Total	1	1	1	5	8	9
19	Cole	1	0	2	5	6	8
	Circuit Total	1	0	2	5	6	8
20	Franklin	0	1	0	0	0	1
	Gasconade	0	0	0	0	0	0
	Osage	0	0	0	0	0	0
	Circuit Total	0	1	0	0	0	1
21	St. Louis County	8	9	39	27	167	100
	Circuit Total	8	9	39	27	167	100
22	City of St. Louis	10	32	28	70	134	297
	Circuit Total	10	32	28	70	134	297
23	Jefferson	2	3	4	8	13	24
	Circuit Total	2	3	4	8	13	24
24	Madison	1	0	0	1	1	1
	St. Francois	0	4	2	4	4	9
	Ste. Genevieve	0	0	0	0	0	0
	Washington	0	0	0	2	0	2
	Circuit Total	1	4	2	7	5	12

* Includes: Voir dire began but jury selection was not completed-jury was not sworn; jury was sworn but parties agreed to settlement before jury verdict; and jury was sworn but mistrial, hung jury or directed verdict.

Table 57
Circuit Court, FY 2020
Jury Trial Information in Civil and Criminal Cases

Cir. No.	County	*Trial Begun, No Verdict		Verdict Returned		Total Jury Days	
		Civil	Criminal	Civil	Criminal	Civil	Criminal
25	Maries	0	1	0	0	0	1
	Phelps	0	1	2	12	9	16
	Pulaski	0	2	0	4	0	6
	Texas	0	0	0	1	0	1
	Circuit Total	0	4	2	17	9	24
26	Camden	0	2	0	1	0	5
	Laclede	0	0	0	0	0	0
	Miller	0	1	1	0	1	1
	Moniteau	0	0	0	0	0	0
	Morgan	1	0	0	1	1	1
	Circuit Total	1	3	1	2	2	7
27	Bates	0	0	0	2	0	5
	Henry	0	4	0	6	0	29
	St. Clair	0	1	0	1	0	2
	Circuit Total	0	5	0	9	0	36
28	Barton	0	0	0	1	0	1
	Cedar	0	0	0	0	0	0
	Dade	0	0	0	2	0	2
	Vernon	0	1	0	1	0	3
	Circuit Total	0	1	0	4	0	6
29	Jasper	0	4	3	2	14	11
	Circuit Total	0	4	3	2	14	11
30	Benton	1	0	1	1	3	3
	Dallas	1	2	0	1	1	6
	Hickory	0	0	0	2	0	3
	Polk	0	2	0	1	0	3
	Webster	1	3	0	3	1	9
	Circuit Total	3	7	1	8	5	24
31	Greene	2	7	9	17	20	58
	Circuit Total	2	7	9	17	20	58
32	Bollinger	0	0	0	0	0	0
	Cape Girardeau	1	4	2	9	18	18
	Perry	0	1	0	0	0	1
	Circuit Total	1	5	2	9	18	19
33	Mississippi	0	1	0	2	0	3
	Scott	0	0	0	3	0	4
	Circuit Total	0	1	0	5	0	7
34	New Madrid	0	3	0	2	0	4
	Pemiscot	0	0	0	2	0	2
	Circuit Total	0	3	0	4	0	6
35	Dunklin	1	0	3	3	5	3
	Stoddard	0	1	0	1	0	3
	Circuit Total	1	1	3	4	5	6
36	Butler	0	3	1	3	6	8
	Ripley	0	0	0	0	0	0
	Circuit Total	0	3	1	3	6	8
37	Carter	2	0	1	1	5	1
	Howell	0	2	0	6	0	10
	Oregon	0	0	1	0	2	0
	Shannon	0	0	0	0	0	0
	Circuit Total	2	2	2	7	7	11
38	Christian	0	1	3	0	9	2
	Circuit Total	0	1	3	0	9	2
39	Barry	0	1	1	0	5	1
	Lawrence	0	2	1	3	1	6
	Stone	0	1	1	1	3	2
	Circuit Total	0	4	3	4	9	9
40	McDonald	2	4	0	2	2	9
	Newton	1	2	0	3	5	7
	Circuit Total	3	6	0	5	7	16
41	Macon	0	0	0	2	0	2
	Shelby	0	0	0	1	0	2
	Circuit Total	0	0	0	3	0	4
42	Crawford	1	0	1	1	3	2
	Dent	0	0	1	1	3	1
	Iron	0	0	0	3	0	3
	Reynolds	0	0	0	1	0	1
	Wayne	0	0	0	0	0	0
	Circuit Total	1	0	2	6	6	7
43	Caldwell	0	0	0	0	0	0
	Clinton	0	0	0	1	0	2
	Daviess	0	1	0	5	0	11
	DeKalb	0	0	0	0	0	0
	Livingston	0	0	0	4	0	4
	Circuit Total	0	1	0	10	0	17
44	Douglas	1	0	0	0	2	0
	Ozark	0	0	0	1	0	2
	Wright	0	0	0	0	0	0
	Circuit Total	1	0	0	1	2	2
45	Lincoln	1	1	1	2	7	4
	Pike	1	0	0	1	1	1
	Circuit Total	2	1	1	3	8	5
46	Taney	0	0	0	1	0	2
	Circuit Total	0	0	0	1	0	2
	STATE TOTAL	57	140	184	368	824	1,112

* Includes: Voir dire began but jury selection was not completed-jury was not sworn; jury was sworn but parties agreed to settlement before jury verdict; and jury was sworn but mistrial, hung jury or directed verdict.

Table 58
Circuit Court, FY 2020
Circuit Civil Dispositions by Judge Type

Circuit	Resident Circuit Judge (%)		Transferred Circuit Judge (%)		Resident Associate Judge (%)		Transferred Assoc. Judge Within Circ (%)		Transferred Assoc. Judge Outside Circ (%)		No Judge (%)		Special Judge (%)		Court Commis/Other (%)		TOTAL
1	0	(0)	3	(6)	5	(10)	5	(10)	3	(6)	0	(0)	33	(67)	0	(0)	49
2	66	(71)	0	(0)	17	(18)	9	(10)	0	(0)	0	(0)	1	(1)	0	(0)	93
3	78	(86)	0	(0)	9	(10)	2	(2)	1	(1)	1	(1)	0	(0)	0	(0)	91
4	79	(85)	0	(0)	9	(10)	4	(4)	0	(0)	1	(1)	0	(0)	0	(0)	93
5	382	(87)	0	(0)	15	(3)	0	(0)	0	(0)	44	(10)	0	(0)	0	(0)	441
6	334	(98)	0	(0)	4	(1)	0	(0)	0	(0)	4	(1)	0	(0)	0	(0)	342
7	625	(83)	1	(0)	119	(16)	0	(0)	2	(0)	10	(1)	0	(0)	0	(0)	757
8	99	(77)	4	(3)	21	(16)	4	(3)	0	(0)	0	(0)	1	(1)	0	(0)	129
9	62	(89)	3	(4)	1	(1)	3	(4)	1	(1)	0	(0)	0	(0)	0	(0)	70
10	135	(88)	1	(1)	9	(6)	5	(3)	3	(2)	0	(0)	0	(0)	0	(0)	153
11	895	(78)	3	(0)	236	(21)	0	(0)	3	(0)	2	(0)	2	(0)	0	(0)	1,141
12	159	(83)	6	(3)	6	(3)	8	(4)	6	(3)	2	(1)	5	(3)	0	(0)	192
13	420	(65)	5	(1)	8	(1)	0	(0)	1	(0)	7	(1)	209	(32)	0	(0)	650
14	75	(68)	2	(2)	21	(19)	3	(3)	9	(8)	0	(0)	0	(0)	0	(0)	110
15	202	(77)	0	(0)	59	(22)	2	(1)	0	(0)	0	(0)	0	(0)	0	(0)	263
16	3170	(91)	2	(0)	229	(7)	0	(0)	0	(0)	13	(0)	60	(2)	0	(0)	3,474
17	346	(58)	2	(0)	244	(41)	0	(0)	1	(0)	2	(0)	0	(0)	0	(0)	595
18	225	(91)	2	(1)	17	(7)	1	(0)	0	(0)	1	(0)	0	(0)	0	(0)	246
19	472	(98)	2	(0)	1	(0)	0	(0)	4	(1)	1	(0)	2	(0)	0	(0)	482
20	229	(81)	5	(2)	43	(15)	1	(0)	2	(1)	0	(0)	2	(1)	0	(0)	282
21	3631	(84)	0	(0)	538	(12)	0	(0)	0	(0)	8	(0)	165	(4)	0	(0)	4,342
22	1962	(17)	0	(0)	0	(0)	9,334	(83)	0	(0)	11	(0)	2	(0)	0	(0)	11,309
23	571	(73)	2	(0)	197	(25)	0	(0)	3	(0)	7	(1)	1	(0)	0	(0)	781
24	154	(45)	2	(1)	166	(48)	19	(6)	0	(0)	1	(0)	1	(0)	0	(0)	343
25	439	(89)	4	(1)	41	(8)	1	(0)	3	(1)	1	(0)	6	(1)	0	(0)	495
26	113	(20)	1	(0)	104	(18)	8	(1)	2	(0)	335	(58)	16	(3)	0	(0)	579
27	70	(47)	2	(1)	12	(8)	6	(4)	0	(0)	2	(1)	58	(39)	0	(0)	150
28	83	(73)	1	(1)	24	(21)	5	(4)	0	(0)	0	(0)	0	(0)	0	(0)	113
29	369	(98)	0	(0)	4	(1)	0	(0)	0	(0)	3	(1)	0	(0)	0	(0)	376
30	211	(72)	3	(1)	46	(16)	28	(10)	3	(1)	1	(0)	0	(0)	0	(0)	292
31	1122	(68)	10	(1)	497	(30)	0	(0)	0	(0)	15	(1)	8	(0)	0	(0)	1,652
32	327	(79)	0	(0)	17	(4)	17	(4)	3	(1)	1	(0)	50	(12)	0	(0)	415
33	141	(79)	5	(3)	20	(11)	7	(4)	1	(1)	0	(0)	4	(2)	0	(0)	178
34	108	(86)	1	(1)	12	(10)	2	(2)	2	(2)	0	(0)	0	(0)	0	(0)	125
35	151	(73)	2	(1)	28	(13)	12	(6)	4	(2)	2	(1)	9	(4)	0	(0)	208
36	177	(84)	4	(2)	16	(8)	9	(4)	2	(1)	0	(0)	2	(1)	0	(0)	210
37	166	(70)	4	(2)	35	(15)	29	(12)	4	(2)	0	(0)	0	(0)	0	(0)	238
38	202	(81)	7	(3)	39	(16)	0	(0)	1	(0)	1	(0)	0	(0)	0	(0)	250
39	120	(22)	4	(1)	389	(72)	19	(4)	2	(0)	4	(1)	1	(0)	0	(0)	539
40	193	(77)	0	(0)	45	(18)	2	(1)	0	(0)	11	(4)	0	(0)	0	(0)	251
41	47	(81)	0	(0)	8	(14)	1	(2)	2	(3)	0	(0)	0	(0)	0	(0)	58
42	165	(79)	0	(0)	35	(17)	5	(2)	1	(0)	3	(1)	0	(0)	0	(0)	209
43	191	(82)	0	(0)	10	(4)	30	(13)	1	(0)	0	(0)	0	(0)	0	(0)	232
44	109	(72)	2	(1)	29	(19)	11	(7)	1	(1)	0	(0)	0	(0)	0	(0)	152
45	131	(68)	2	(1)	34	(18)	8	(4)	5	(3)	0	(0)	14	(7)	0	(0)	194
46	203	(81)	18	(7)	25	(10)	0	(0)	3	(1)	0	(0)	1	(0)	0	(0)	250
Total	19,209	(57)	115	(0)	3,444	(10)	9,600	(29)	79	(0)	494	(1)	653	(2)	0	(0)	33,594

() : percentage of circuit total

Table 59
Circuit Court, FY 2020
Domestic Relations Dispositions by Judge Type

Circuit	Resident Circuit Judge (%)		Transferred Circuit Judge (%)		Resident Associate Judge (%)		Transferred Assoc. Judge Within Circ (%)		Transferred Assoc. Judge Outside Circ (%)		No Judge (%)		Special Judge (%)		Court Commis/Other (%)		TOTAL
1	0	(0)	0	(0)	136	(54)	13	(5)	1	(0)	17	(7)	83	(33)	0	(0)	250
2	1	(0)	0	(0)	336	(82)	56	(14)	16	(4)	1	(0)	0	(0)	0	(0)	410
3	7	(1)	0	(0)	491	(94)	17	(3)	2	(0)	4	(1)	0	(0)	0	(0)	521
4	167	(34)	0	(0)	297	(60)	27	(5)	0	(0)	1	(0)	0	(0)	0	(0)	492
5	1,429	(83)	0	(0)	284	(17)	0	(0)	0	(0)	7	(0)	0	(0)	0	(0)	1,720
6	606	(56)	0	(0)	444	(41)	0	(0)	2	(0)	21	(2)	0	(0)	0	(0)	1,073
7	513	(16)	0	(0)	2,014	(63)	0	(0)	0	(0)	3	(0)	0	(0)	661	(21)	3,191
8	129	(29)	1	(0)	292	(67)	14	(3)	3	(1)	0	(0)	0	(0)	0	(0)	439
9	124	(36)	0	(0)	208	(60)	10	(3)	3	(1)	3	(1)	0	(0)	0	(0)	348
10	234	(27)	0	(0)	604	(69)	33	(4)	1	(0)	1	(0)	0	(0)	0	(0)	873
11	1,153	(30)	0	(0)	2,587	(67)	0	(0)	0	(0)	108	(3)	16	(0)	0	(0)	3,864
12	102	(10)	0	(0)	705	(72)	170	(17)	1	(0)	3	(0)	1	(0)	0	(0)	982
13	266	(9)	0	(0)	2,120	(74)	11	(0)	1	(0)	399	(14)	1	(0)	53	(2)	2,851
14	11	(2)	0	(0)	118	(19)	471	(77)	6	(1)	2	(0)	0	(0)	0	(0)	608
15	224	(28)	0	(0)	576	(71)	7	(1)	1	(0)	2	(0)	0	(0)	0	(0)	810
16	3,074	(29)	0	(0)	6,294	(59)	0	(0)	0	(0)	1,222	(11)	45	(0)	6	(0)	10,641
17	29	(1)	0	(0)	1,956	(98)	2	(0)	1	(0)	3	(0)	1	(0)	0	(0)	1,992
18	17	(2)	0	(0)	957	(92)	30	(3)	1	(0)	30	(3)	0	(0)	0	(0)	1,035
19	1,560	(99)	0	(0)	3	(0)	0	(0)	14	(1)	3	(0)	0	(0)	0	(0)	1,580
20	321	(17)	0	(0)	1,442	(74)	112	(6)	0	(0)	15	(1)	46	(2)	0	(0)	1,936
21	3,392	(34)	0	(0)	4,655	(47)	0	(0)	0	(0)	1	(0)	2	(0)	1,889	(19)	9,939
22	1,214	(23)	0	(0)	0	(0)	3,895	(75)	0	(0)	59	(1)	1	(0)	0	(0)	5,169
23	1,677	(55)	0	(0)	1,326	(44)	0	(0)	0	(0)	41	(1)	3	(0)	0	(0)	3,047
24	38	(2)	0	(0)	1,786	(92)	100	(5)	0	(0)	16	(1)	0	(0)	0	(0)	1,940
25	1	(0)	0	(0)	1,995	(95)	67	(3)	3	(0)	29	(1)	16	(1)	0	(0)	2,111
26	16	(1)	0	(0)	2,251	(95)	68	(3)	0	(0)	24	(1)	0	(0)	0	(0)	2,359
27	2	(0)	1	(0)	696	(91)	62	(8)	0	(0)	4	(1)	1	(0)	0	(0)	766
28	13	(2)	0	(0)	756	(89)	77	(9)	0	(0)	4	(0)	0	(0)	0	(0)	850
29	9	(0)	0	(0)	505	(23)	0	(0)	1	(0)	1,645	(76)	0	(0)	1	(0)	2,161
30	2	(0)	0	(0)	1,376	(97)	35	(2)	3	(0)	5	(0)	0	(0)	0	(0)	1,421
31	277	(5)	1	(0)	315	(5)	0	(0)	3	(0)	266	(5)	4	(0)	4,865	(85)	5,731
32	849	(56)	0	(0)	424	(28)	174	(11)	1	(0)	13	(1)	58	(4)	0	(0)	1,519
33	2	(0)	0	(0)	869	(91)	64	(7)	6	(1)	7	(1)	3	(0)	0	(0)	951
34	185	(32)	0	(0)	388	(67)	4	(1)	1	(0)	3	(1)	0	(0)	0	(0)	581
35	15	(1)	0	(0)	1,035	(89)	56	(5)	2	(0)	4	(0)	53	(5)	0	(0)	1,165
36	31	(2)	0	(0)	1,239	(95)	30	(2)	2	(0)	2	(0)	1	(0)	0	(0)	1,305
37	676	(48)	1	(0)	472	(34)	245	(18)	1	(0)	3	(0)	0	(0)	0	(0)	1,398
38	211	(19)	0	(0)	914	(80)	0	(0)	4	(0)	8	(1)	1	(0)	0	(0)	1,138
39	0	(0)	0	(0)	1,527	(98)	11	(1)	6	(0)	8	(1)	1	(0)	0	(0)	1,553
40	713	(55)	0	(0)	553	(43)	6	(0)	12	(1)	6	(0)	1	(0)	0	(0)	1,291
41	22	(8)	0	(0)	171	(60)	92	(32)	0	(0)	2	(1)	0	(0)	0	(0)	287
42	409	(36)	0	(0)	641	(56)	90	(8)	1	(0)	6	(1)	1	(0)	0	(0)	1,148
43	319	(48)	0	(0)	281	(42)	62	(9)	1	(0)	4	(1)	0	(0)	0	(0)	667
44	200	(32)	0	(0)	390	(62)	27	(4)	2	(0)	12	(2)	0	(0)	0	(0)	631
45	250	(21)	0	(0)	834	(71)	31	(3)	3	(0)	4	(0)	51	(4)	0	(0)	1,173
46	20	(2)	0	(0)	898	(97)	0	(0)	6	(1)	1	(0)	2	(0)	0	(0)	927
Total	20,510	(24)	4	(0)	48,161	(55)	6,169	(7)	111	(0)	4,022	(5)	392	(0)	7,475	(9)	86,844

() : percentage of circuit total

Table 60
Circuit Court, FY 2020
Felony Dispositions by Judge Type

Circuit	Resident Circuit Judge (%)	Transferred Circuit Judge (%)	Resident Associate Judge (%)	Transferred Associate Judge Within Circuit (%)	Transferred Associate Judge Outside Circuit (%)	No Judge (%)	Special Judge (%)	Court Commis/Other (%)	Total
1	0 (0)	2 (2)	27 (22)	7 (6)	0 (0)	2 (2)	83 (69)	0 (0)	121
2	276 (85)	1 (0)	5 (2)	27 (8)	14 (4)	0 (0)	0 (0)	0 (0)	323
3	185 (96)	1 (1)	5 (3)	0 (0)	2 (1)	0 (0)	0 (0)	0 (0)	193
4	227 (89)	0 (0)	15 (6)	11 (4)	0 (0)	1 (0)	0 (0)	0 (0)	254
5	566 (80)	0 (0)	139 (20)	0 (0)	0 (0)	0 (0)	0 (0)	0 (0)	705
6	329 (97)	0 (0)	9 (3)	0 (0)	0 (0)	0 (0)	0 (0)	0 (0)	338
7	648 (96)	0 (0)	6 (1)	0 (0)	0 (0)	0 (0)	0 (0)	20 (3)	674
8	256 (92)	0 (0)	8 (3)	10 (4)	4 (1)	0 (0)	1 (0)	0 (0)	279
9	155 (58)	4 (1)	90 (33)	19 (7)	1 (0)	0 (0)	0 (0)	0 (0)	269
10	115 (48)	2 (1)	82 (34)	41 (17)	2 (1)	0 (0)	0 (0)	0 (0)	242
11	1,096 (93)	0 (0)	83 (7)	0 (0)	2 (0)	1 (0)	0 (0)	0 (0)	1,182
12	597 (86)	11 (2)	21 (3)	59 (8)	4 (1)	0 (0)	5 (1)	0 (0)	697
13	1,106 (80)	1 (0)	15 (1)	0 (0)	0 (0)	6 (0)	260 (19)	0 (0)	1,388
14	112 (30)	3 (1)	64 (17)	178 (47)	19 (5)	0 (0)	0 (0)	0 (0)	376
15	450 (81)	5 (1)	96 (17)	2 (0)	1 (0)	2 (0)	0 (0)	0 (0)	556
16	1,977 (58)	0 (0)	1,159 (34)	0 (0)	2 (0)	133 (4)	26 (1)	133 (4)	3,430
17	138 (20)	0 (0)	555 (80)	1 (0)	0 (0)	1 (0)	1 (0)	0 (0)	696
18	767 (93)	1 (0)	37 (5)	14 (2)	0 (0)	2 (0)	0 (0)	0 (0)	821
19	542 (90)	0 (0)	1 (0)	0 (0)	5 (1)	1 (0)	54 (9)	0 (0)	603
20	718 (99)	3 (0)	2 (0)	0 (0)	3 (0)	1 (0)	1 (0)	0 (0)	728
21	2,504 (95)	0 (0)	2 (0)	0 (0)	0 (0)	4 (0)	115 (4)	0 (0)	2,625
22	1,262 (96)	0 (0)	0 (0)	46 (4)	1 (0)	1 (0)	0 (0)	1 (0)	1,311
23	1,005 (100)	0 (0)	4 (0)	0 (0)	1 (0)	0 (0)	0 (0)	0 (0)	1,010
24	820 (92)	0 (0)	60 (7)	6 (1)	0 (0)	4 (0)	0 (0)	0 (0)	890
25	1,490 (95)	2 (0)	53 (3)	10 (1)	3 (0)	0 (0)	13 (1)	0 (0)	1,571
26	1,423 (94)	1 (0)	42 (3)	0 (0)	0 (0)	46 (3)	7 (0)	0 (0)	1,519
27	231 (46)	1 (0)	54 (11)	30 (6)	0 (0)	19 (4)	163 (33)	0 (0)	498
28	460 (92)	6 (1)	9 (2)	26 (5)	0 (0)	0 (0)	0 (0)	0 (0)	501
29	706 (99)	0 (0)	7 (1)	0 (0)	0 (0)	0 (0)	0 (0)	0 (0)	713
30	72 (8)	8 (1)	797 (85)	51 (5)	2 (0)	0 (0)	6 (1)	0 (0)	936
31	1,331 (86)	1 (0)	208 (13)	0 (0)	1 (0)	0 (0)	3 (0)	0 (0)	1,544
32	761 (87)	0 (0)	40 (5)	15 (2)	0 (0)	0 (0)	59 (7)	0 (0)	875
33	571 (68)	2 (0)	221 (26)	37 (4)	8 (1)	1 (0)	4 (0)	0 (0)	844
34	456 (97)	0 (0)	14 (3)	1 (0)	1 (0)	0 (0)	0 (0)	0 (0)	472
35	815 (95)	1 (0)	29 (3)	4 (0)	4 (0)	2 (0)	0 (0)	0 (0)	855
36	581 (97)	0 (0)	3 (1)	11 (2)	2 (0)	0 (0)	0 (0)	0 (0)	597
37	317 (52)	8 (1)	122 (20)	151 (25)	11 (2)	5 (1)	0 (0)	0 (0)	614
38	388 (97)	2 (1)	7 (2)	0 (0)	1 (0)	0 (0)	0 (0)	0 (0)	398
39	671 (69)	16 (2)	219 (23)	47 (5)	3 (0)	2 (0)	8 (1)	0 (0)	966
40	301 (70)	1 (0)	92 (21)	12 (3)	0 (0)	0 (0)	25 (6)	0 (0)	431
41	132 (86)	3 (2)	15 (10)	1 (1)	1 (1)	1 (1)	0 (0)	0 (0)	153
42	687 (92)	3 (0)	51 (7)	4 (1)	2 (0)	2 (0)	0 (0)	0 (0)	749
43	419 (88)	4 (1)	30 (6)	22 (5)	0 (0)	0 (0)	0 (0)	0 (0)	475
44	383 (94)	5 (1)	12 (3)	6 (1)	0 (0)	0 (0)	0 (0)	0 (0)	406
45	519 (66)	2 (0)	174 (22)	76 (10)	4 (1)	4 (1)	12 (2)	0 (0)	791
46	206 (43)	5 (1)	264 (55)	0 (0)	5 (1)	2 (0)	0 (0)	0 (0)	482
Total	28,771 (80)	105 (0)	4,948 (14)	925 (3)	109 (0)	243 (1)	846 (2)	154 (0)	36,101

() : percentage of circuit total

Table 61
Circuit Court, FY 2020
Judicial Transfers Into a Court

Circuit	Number of Transfers				Number of Cases Assigned (If Transfer Involved Specific Cases)				Number of Days Transferred (If Transfer Involved Specific Time Period)			
	Circuit Judges	Associate Judges	*Retired/Other Judges	Total	Circuit Judges	Associate Judges	*Retired/Other Judges	Total	Circuit Judges	Associate Judges	*Retired/Other Judges	Total
1	8	14	1	23	8	15	1	24	0	240	0	240
2	10	47	0	57	12	58	0	70	0	17	0	17
3	1	9	0	10	1	9	0	10	0	0	0	0
4	0	15	1	16	0	17	0	17	0	0	40	40
5	0	0	0	0	0	0	0	0	0	0	0	0
6	0	2	1	3	0	2	1	3	0	0	0	0
7	3	0	0	3	4	0	0	4	0	0	0	0
8	5	12	7	24	5	11	4	20	0	2	3	5
9	9	29	10	48	13	35	0	48	0	240	322	562
10	7	57	2	66	10	89	1	100	0	0	0	0
11	4	5	8	17	4	5	8	17	0	0	2	2
12	25	57	10	92	27	72	4	103	0	0	241	241
13	6	4	25	35	7	5	4	16	0	1	920	921
14	6	22	5	33	6	36	2	44	0	0	152	152
15	7	5	0	12	9	8	0	17	0	0	0	0
16	4	9	5	18	4	8	6	18	0	2	1	3
17	2	3	18	23	2	4	1	7	0	0	640	640
18	2	17	19	38	2	27	1	30	0	240	720	960
19	6	14	5	25	33	27	5	65	0	0	0	0
20	10	16	6	32	14	30	1	45	0	0	121	121
21	6	3	6	15	6	6	3	15	0	0	4	4
22	0	1	2	3	0	1	1	2	0	0	18	18
23	3	9	14	26	3	9	3	15	0	0	440	440
24	6	15	1	22	6	23	1	30	0	240	0	240
25	7	33	22	62	7	46	4	57	0	0	740	740
26	1	1	13	15	2	1	8	11	0	0	242	242
27	7	63	23	93	7	88	30	125	0	265	14	279
28	1	2	7	10	3	1	0	4	0	240	280	520
29	3	6	1	10	5	6	1	12	0	0	0	0
30	22	82	13	117	24	112	0	136	0	240	480	720
31	6	4	15	25	9	5	2	16	0	0	560	560
32	3	8	19	30	3	8	9	20	0	0	480	480
33	15	94	6	115	15	142	6	163	0	0	0	0
34	1	10	2	13	1	10	0	11	0	0	280	280
35	6	50	2	58	7	52	2	61	0	1	0	1
36	8	42	15	65	8	48	1	57	0	0	720	720
37	15	148	2	165	16	247	1	264	0	1	40	41
38	5	5	13	23	10	3	2	15	0	7	17	24
39	19	41	8	68	27	63	1	91	0	0	240	240
40	6	38	9	53	6	48	20	74	0	0	0	0
41	3	8	3	14	3	7	0	10	0	240	3	243
42	5	14	12	31	5	14	2	21	0	240	401	641
43	10	18	6	34	11	29	5	45	180	240	3	423
44	3	15	0	18	3	15	0	18	0	240	0	240
45	12	86	26	124	13	151	25	189	0	0	240	240
46	15	122	6	143	16	312	3	331	0	0	11	11
**ED	0	0	3	3	0	0	1	1	0	0	120	120
**SD	0	0	0	0	0	0	0	0	0	0	0	0
**WD	0	2	4	6	0	5	0	5	0	0	242	242
**SC	0	0	0	0	0	0	0	0	0	0	0	0
TOTAL	303	1,257	376	1,936	377	1,910	170	2,457	180	2,696	8,737	11,613

NOTE: Transfers are for specific cases or periods of time and are reflected in either the number of cases assigned or number of days transferred, but not in both categories. Number of days transferred indicates the number of days judges were available to work, not the actual number of days worked.

* Retired/Other judges includes appellate judges, commissioners and supreme court judges.

** Denotes Eastern District, Southern District, Western District and Supreme Court, respectively.

Table 62
Circuit Court, FY 2020
Judicial Transfers Out of a Court

Circuit	Number of Transfers				Number of Cases Assigned (If Transfer Involved Specific Cases)				Number of Days Transferred (If Transfer Involved Specific Time Period)			
	Circuit Judges	Associate Judges	*Retired/Other Judges	Total	Circuit Judges	Associate Judges	*Retired/Other Judges	Total	Circuit Judges	Associate Judges	*Retired/Other Judges	Total
No Home	0	0	366	366	0	0	166	166	0	0	8,175	8,175
1	3	37	0	40	4	42	0	46	0	257	0	257
2	10	13	0	23	11	13	0	24	0	0	0	0
3	6	0	0	6	7	0	0	7	0	0	0	0
4	3	18	0	21	3	20	0	23	0	0	0	0
5	3	0	0	3	3	0	0	3	0	0	0	0
6	4	2	0	6	5	5	0	10	0	0	0	0
7	3	2	0	5	3	2	0	5	0	0	0	0
8	4	9	0	13	6	9	0	15	0	0	0	0
9	10	46	0	56	10	60	0	70	0	240	0	240
10	6	68	0	74	6	109	0	115	0	0	0	0
11	12	0	0	12	14	0	0	14	0	0	0	0
12	9	61	0	70	10	82	0	92	0	0	0	0
13	10	5	0	15	10	9	0	19	0	0	0	0
14	4	2	0	6	6	1	0	7	0	1	0	1
15	0	6	0	6	0	5	0	5	0	240	0	240
16	2	1	0	3	2	0	0	2	0	1	0	1
17	3	2	0	5	3	2	0	5	0	0	0	0
18	2	32	0	34	3	54	0	57	0	0	0	0
19	8	4	0	12	35	5	0	40	0	0	0	0
20	1	39	0	40	1	60	0	61	0	0	0	0
21	3	2	0	5	3	2	0	5	0	0	0	0
22	4	3	0	7	4	4	0	8	0	0	0	0
23	9	0	0	9	11	0	0	11	0	0	0	0
24	5	26	0	31	5	33	0	38	0	240	0	240
25	12	15	0	27	13	16	0	29	0	1	0	1
26	0	8	0	8	0	14	0	14	0	0	0	0
27	6	50	0	56	6	73	0	79	0	264	0	264
28	5	29	0	34	8	35	0	43	0	240	0	240
29	18	4	0	22	25	4	0	29	0	0	0	0
30	2	82	0	84	2	109	0	111	0	241	0	241
31	15	0	0	15	18	0	0	18	0	0	0	0
32	5	16	0	21	5	17	0	22	0	0	0	0
33	1	89	1	91	1	135	0	136	0	0	240	240
34	14	11	0	25	15	11	0	26	0	0	0	0
35	6	37	3	46	6	39	0	45	0	1	280	281
36	8	35	0	43	9	42	0	51	0	0	0	0
37	10	148	0	158	10	247	0	257	0	1	0	1
38	15	14	0	29	17	17	0	34	0	7	0	7
39	0	39	0	39	0	58	0	58	0	0	0	0
40	9	27	0	36	9	36	0	45	0	0	0	0
41	6	14	0	20	8	15	0	23	0	240	0	240
42	7	24	0	31	7	28	0	35	0	240	0	240
43	16	32	0	48	20	42	0	62	180	242	0	422
44	6	13	0	19	7	13	0	20	0	240	0	240
45	10	82	0	92	11	147	0	158	0	0	0	0
46	8	110	0	118	15	295	0	310	0	0	0	0
**ED	0	0	2	2	0	0	3	3	0	0	0	0
**SD	0	0	0	0	0	0	0	0	0	0	0	0
**WD	0	0	2	2	0	0	1	1	0	0	40	40
**SC	0	0	2	2	0	0	0	0	0	0	2	2
TOTAL	303	1,257	376	1,936	377	1,910	170	2,457	180	2,696	8,737	11,613

NOTE: Transfers are for specific cases or periods of time and are reflected in either the number of cases assigned or number of days transferred, but not in both categories. Number of days transferred indicates the number of days judges were available to work, not the actual number of days worked.

* Retired/Other judges includes appellate judges, commissioners and supreme court judges.

** Denotes Eastern District, Southern District, Western District and Supreme Court, respectively.

CIRCUIT COURT

Time Standards

Case Processing Time Standards Age of Case At Disposition FY 2020				
Time Standard Category	Standard for Age of Case at Disposition	Actual Performance Statewide	Percent Change from FY 2019	Circuits Meeting Both Standards in FY 2020
Circuit Civil				
In 24 months	90%	80%	-1%	1, 4, 5, 10, 14, 16, 30, 40, 45
In 30 months	95%	87%	1%	
Domestic Relations				
In 10 months	90%	88%	0%	1, 2, 3, 5, 10, 13, 14, 16, 18, 19, 26, 30, 36
In 14 months	95%	93%	0%	
Circuit Felony				
In 10 months	90%	79%	-1%	1, 3, 5, 14, 15, 25, 43, 44
In 14 months	95%	88%	0%	
Associate Civil				
In 6 months	90%	83%	-2%	2, 3, 4, 9, 10, 14, 15, 25, 30, 31, 33, 41, 44
In 12 months	95%	97%	-1%	
Associate Criminal				
In 6 months	90%	77%	-1%	2, 3, 4, 5, 10, 25, 32, 33, 34, 35, 41, 44
In 8 months	95%	85%	-1%	
All 10 Standards				
No circuits met all 10 standards:				0

Table 63
Circuit Court, FY 2020
Age of Cases at Disposition, Circuit Civil Cases, Excluding Domestic Relations

Cir. No.	County	90% in 24 months			95% in 30 months			Over 30 months			Total Cases Disposed	Average Age in Days
		No.	%	Cum. %	No.	%	Cum. %	No.	%	Cum. %		
1	Clark	17	77%	77%	3	14%	91%	2	9%	100%	22	311
	Schulyer	12	100%	100%	0	0%	100%	0	0%	100%	12	153
	Scotland	15	100%	100%	0	0%	100%	0	0%	100%	15	181
	Circuit Total	44	90%	100%	3	6%	96%	2	4%	100%	49	232
2	Adair	59	91%	91%	1	2%	92%	5	8%	100%	65	286
	Knox	6	100%	100%	0	0%	100%	0	0%	100%	6	170
	Lewis	16	73%	73%	4	18%	91%	2	9%	100%	22	420
	Circuit Total	81	87%	87%	5	5%	92%	7	8%	100%	93	310
3	Grundy	28	100%	100%	0	0%	100%	0	0%	100%	28	224
	Harrison	24	77%	77%	2	6%	84%	5	16%	100%	31	415
	Mercer	9	90%	90%	0	0%	90%	1	10%	100%	10	206
	Putnam	20	91%	91%	1	5%	95%	1	5%	100%	22	315
	Circuit Total	81	89%	89%	3	3%	92%	7	8%	100%	91	309
4	Atchison	18	90%	90%	2	10%	100%	0	0%	100%	20	233
	Gentry	21	91%	91%	1	4%	96%	1	4%	100%	23	261
	Holt	17	94%	94%	1	6%	100%	0	0%	100%	18	242
	Nodaway	26	93%	93%	2	7%	100%	0	0%	100%	28	191
	Worth	6	86%	86%	0	0%	86%	1	14%	100%	7	327
	Circuit Total	88	92%	92%	6	6%	98%	2	2%	100%	96	236
5	Andrew	43	98%	98%	1	2%	100%	0	0%	100%	44	156
	Buchanan	374	94%	94%	10	3%	96%	15	4%	100%	399	234
	Circuit Total	417	94%	94%	11	2%	97%	15	3%	100%	443	226
6	Platte	301	88%	88%	20	6%	94%	21	6%	100%	342	318
	Circuit Total	301	88%	88%	20	6%	94%	21	6%	100%	342	318
7	Clay	620	81%	81%	68	9%	90%	73	10%	100%	761	355
	Circuit Total	620	81%	81%	68	9%	90%	73	10%	100%	761	355
8	Carroll	26	90%	90%	1	3%	93%	2	7%	100%	29	286
	Ray	71	72%	72%	5	5%	78%	22	22%	100%	98	531
	Circuit Total	97	76%	76%	6	5%	81%	24	19%	100%	127	475
9	Chariton	20	95%	95%	1	5%	100%	0	0%	100%	21	199
	Linn	29	88%	88%	2	6%	94%	2	6%	100%	33	323
	Sullivan	13	81%	81%	1	6%	88%	2	13%	100%	16	411
	Circuit Total	62	89%	89%	4	6%	94%	4	6%	100%	70	306
10	Marion	77	91%	91%	6	7%	98%	2	2%	100%	85	271
	Monroe	25	93%	93%	1	4%	96%	1	4%	100%	27	217
	Ralls	38	90%	90%	4	10%	100%	0	0%	100%	42	231
	Circuit Total	140	91%	91%	11	7%	98%	3	2%	100%	154	251
11	St. Charles	984	86%	86%	61	5%	91%	104	9%	100%	1,149	342
	Circuit Total	984	86%	86%	61	5%	91%	104	9%	100%	1,149	342
12	Audrain	43	84%	84%	1	2%	86%	7	14%	100%	51	412
	Montgomery	36	75%	75%	4	8%	83%	8	17%	100%	48	1239
	Warren	75	81%	81%	7	8%	88%	11	12%	100%	93	430
	Circuit Total	154	80%	80%	12	6%	86%	26	14%	100%	192	628
13	Boone	438	83%	83%	25	5%	88%	62	12%	100%	525	385
	Callaway	106	83%	83%	4	3%	86%	18	14%	100%	128	350
	Circuit Total	544	83%	83%	29	4%	88%	80	12%	100%	653	378
14	Howard	17	89%	89%	1	5%	95%	1	5%	100%	19	207
	Randolph	88	95%	95%	4	4%	99%	1	1%	100%	93	240
	Circuit Total	105	94%	94%	5	4%	98%	2	2%	100%	112	234
15	Lafayette	137	87%	87%	8	5%	92%	13	8%	100%	158	296
	Saline	87	82%	82%	9	8%	91%	10	9%	100%	106	359
	Circuit Total	224	85%	85%	17	6%	91%	23	9%	100%	264	321
16	Jackson	3,228	93%	93%	115	3%	96%	138	4%	100%	3,481	292
	Circuit Total	3,228	93%	93%	115	3%	96%	138	4%	100%	3,481	292
17	Cass	243	79%	79%	22	7%	87%	41	13%	100%	306	438
	Johnson	264	91%	91%	16	6%	97%	9	3%	100%	289	183
	Circuit Total	507	85%	85%	38	6%	92%	50	8%	100%	595	314
18	Cooper	40	82%	82%	4	8%	90%	5	10%	100%	49	389
	Pettis	176	89%	89%	7	4%	93%	14	7%	100%	197	356
	Circuit Total	216	88%	88%	11	4%	92%	19	8%	100%	246	363
19	Cole	382	79%	79%	21	4%	83%	80	17%	100%	483	490
	Circuit Total	382	79%	79%	21	4%	83%	80	17%	100%	483	490
20	Franklin	170	71%	71%	25	11%	82%	43	18%	100%	238	503
	Gasconade	23	85%	85%	3	11%	96%	1	4%	100%	27	334
	Osage	17	85%	85%	1	5%	90%	2	10%	100%	20	346
	Circuit Total	210	74%	74%	29	10%	84%	46	16%	100%	285	476
21	St. Louis County	3,587	83%	83%	310	7%	90%	450	10%	100%	4,347	391
	Circuit Total	3,587	83%	83%	310	7%	90%	450	10%	100%	4,347	391
22	City of St. Louis	7,830	70%	70%	926	8%	78%	2,483	22%	100%	11,239	510
	Circuit Total	7,830	70%	70%	926	8%	78%	2,483	22%	100%	11,239	510
23	Jefferson	649	83%	83%	47	6%	89%	85	11%	100%	781	419
	Circuit Total	649	83%	83%	47	6%	89%	85	11%	100%	781	419
24	Madison	21	88%	88%	0	0%	88%	3	13%	100%	24	446
	St. Francois	151	82%	82%	11	6%	88%	23	12%	100%	185	468
	Ste. Genevieve	46	85%	85%	6	11%	96%	2	4%	100%	54	322
	Washington	67	79%	79%	4	5%	84%	14	16%	100%	85	457
	Circuit Total	285	82%	82%	21	6%	88%	42	12%	100%	348	441

Table 63
Circuit Court, FY 2020
Age of Cases at Disposition, Circuit Civil Cases, Excluding Domestic Relations

Cir. No.	County	90% in 24 months			95% in 30 months			Over 30 months			Total Cases Disposed	Average Age in Days
		No.	%	Cum. %	No.	%	Cum. %	No.	%	Cum. %		
25	Maries	17	85%	85%	1	5%	90%	2	10%	100%	20	316
	Phelps	249	93%	93%	9	3%	96%	10	4%	100%	268	246
	Pulaski	104	81%	81%	11	9%	89%	14	11%	100%	129	445
	Texas	72	92%	92%	4	5%	97%	2	3%	100%	78	217
	Circuit Total	442	89%	89%	25	5%	94%	28	6%	100%	495	296
26	Camden	219	85%	85%	13	5%	90%	25	10%	100%	257	358
	Laclede	101	95%	95%	2	2%	97%	3	3%	100%	106	284
	Miller	71	84%	84%	4	5%	88%	10	12%	100%	85	502
	Moniteau	34	94%	94%	0	0%	94%	2	6%	100%	36	245
	Morgan	78	81%	81%	10	10%	92%	8	8%	100%	96	387
	Circuit Total	503	87%	87%	29	5%	92%	48	8%	100%	580	363
27	Bates	44	94%	94%	1	2%	96%	2	4%	100%	47	236
	Henry	60	81%	81%	6	8%	89%	8	11%	100%	74	438
	St. Clair	22	79%	79%	3	11%	89%	3	11%	100%	28	383
	Circuit Total	126	85%	85%	10	7%	91%	13	9%	100%	149	364
28	Barton	25	89%	89%	0	0%	89%	3	11%	100%	28	378
	Cedar	16	94%	94%	0	0%	94%	1	6%	100%	17	236
	Dade	24	92%	92%	2	8%	100%	0	0%	100%	26	266
	Vernon	38	88%	88%	0	0%	88%	5	12%	100%	43	410
	Circuit Total	103	90%	90%	2	2%	92%	9	8%	100%	114	343
29	Jasper	300	80%	80%	29	8%	88%	47	13%	100%	376	421
	Circuit Total	300	80%	80%	29	8%	88%	47	13%	100%	376	421
30	Benton	45	90%	90%	3	6%	96%	2	4%	100%	50	280
	Dallas	45	88%	88%	4	8%	96%	2	4%	100%	51	315
	Hickory	20	83%	83%	1	4%	88%	3	13%	100%	24	347
	Polk	72	95%	95%	4	5%	100%	0	0%	100%	76	223
	Webster	86	93%	93%	4	4%	98%	2	2%	100%	92	249
	Circuit Total	268	91%	91%	16	5%	97%	9	3%	100%	293	267
31	Greene	1,377	83%	83%	110	7%	90%	163	10%	100%	1,650	391
	Circuit Total	1,377	83%	83%	110	7%	90%	163	10%	100%	1,650	391
32	Bollinger	23	100%	100%	0	0%	100%	0	0%	100%	23	156
	Cape Girardeau	306	90%	90%	9	3%	93%	25	7%	100%	340	291
	Pery	50	91%	91%	5	9%	100%	0	0%	100%	55	253
	Circuit Total	379	91%	91%	14	3%	94%	25	6%	100%	418	279
33	Mississippi	46	73%	73%	5	8%	81%	12	19%	100%	63	419
	Scott	94	81%	81%	6	5%	86%	16	14%	100%	116	405
	Circuit Total	140	78%	78%	11	6%	84%	28	16%	100%	179	410
34	New Madrid	45	85%	85%	3	6%	91%	5	9%	100%	53	346
	Pemiscot	65	89%	89%	5	7%	96%	3	4%	100%	73	283
	Circuit Total	110	87%	87%	8	6%	94%	8	6%	100%	126	310
35	Dunklin	77	89%	89%	2	2%	91%	8	9%	100%	87	384
	Stoddard	92	75%	75%	9	7%	83%	21	17%	100%	122	878
	Circuit Total	169	81%	81%	11	5%	86%	29	14%	100%	209	672
36	Butler	148	88%	88%	10	6%	93%	11	7%	100%	169	325
	Ripley	38	93%	93%	2	5%	98%	1	2%	100%	41	226
	Circuit Total	186	89%	89%	12	6%	94%	12	6%	100%	210	306
37	Carter	11	69%	69%	1	6%	75%	4	25%	100%	16	588
	Howell	133	85%	85%	10	6%	91%	14	9%	100%	157	322
	Oregon	19	53%	53%	7	19%	72%	10	28%	100%	36	625
	Shannon	18	67%	67%	1	4%	70%	8	30%	100%	27	629
	Circuit Total	181	77%	77%	19	8%	85%	36	15%	100%	236	421
38	Christian	194	78%	78%	23	9%	87%	32	13%	100%	249	437
	Circuit Total	194	78%	78%	23	9%	87%	32	13%	100%	249	437
39	Barry	96	92%	92%	4	4%	96%	4	4%	100%	104	280
	Lawrence	119	76%	76%	10	6%	82%	28	18%	100%	157	484
	Stone	258	92%	92%	9	3%	95%	13	5%	100%	280	302
	Circuit Total	473	87%	87%	23	4%	92%	45	8%	100%	541	351
40	McDonald	79	94%	94%	2	2%	96%	3	4%	100%	84	281
	Newton	153	91%	91%	7	4%	95%	8	5%	100%	168	249
	Circuit Total	232	92%	92%	9	4%	96%	11	4%	100%	252	260
41	Macon	41	77%	77%	7	13%	91%	5	9%	100%	53	337
	Shelby	3	60%	60%	0	0%	60%	2	40%	100%	5	504
	Circuit Total	44	76%	76%	7	12%	88%	7	12%	100%	58	351
42	Crawford	64	86%	86%	6	8%	95%	4	5%	100%	74	344
	Dent	46	81%	81%	7	12%	93%	4	7%	100%	57	448
	Iron	19	76%	76%	1	4%	80%	5	20%	100%	25	456
	Reynolds	9	82%	82%	2	18%	100%	0	0%	100%	11	341
	Wayne	39	93%	93%	2	5%	98%	1	2%	100%	42	240
	Circuit Total	177	85%	85%	18	9%	93%	14	7%	100%	209	365
43	Caldwell	26	81%	81%	1	3%	84%	5	16%	100%	32	387
	Clinton	65	76%	76%	1	1%	78%	19	22%	100%	85	523
	Daviess	19	95%	95%	0	0%	95%	1	5%	100%	20	284
	DeKalb	35	81%	81%	3	7%	88%	5	12%	100%	43	349
	Livingston	42	79%	79%	6	11%	91%	5	9%	100%	53	343
	Circuit Total	187	81%	81%	11	5%	85%	35	15%	100%	233	411
44	Douglas	39	81%	81%	6	13%	94%	3	6%	100%	48	356
	Ozark	40	87%	87%	2	4%	91%	4	9%	100%	46	341
	Wright	49	84%	84%	3	5%	90%	6	10%	100%	58	366
	Circuit Total	128	84%	84%	11	7%	91%	13	9%	100%	152	355
45	Lincoln	117	91%	91%	4	3%	95%	7	5%	100%	128	289
	Pike	63	94%	94%	2	3%	97%	2	3%	100%	67	253
	Circuit Total	180	92%	92%	6	3%	95%	9	5%	100%	195	277
46	Taney	207	83%	83%	15	6%	89%	28	11%	100%	250	416
	Circuit Total	207	83%	83%	15	6%	89%	28	11%	100%	250	416
STATE TOTAL		26,942	80%	80%	2,198	7%	87%	4,435	13%	100%	33,575	410

Table 64
Circuit Court, FY 2020
Age of Cases at Disposition, Domestic Relations Cases

Cir. No.	County	90% in 10 months			95% in 14 months			Over 14 months			Total Cases Disposed	Average Age (in days)
		No.	%	Cum. %	No.	%	Cum. %	No.	%	Cum. %		
1	Clark	129	87%	87%	11	7%	95%	8	5%	100%	148	95
	Schulyer	55	93%	93%	3	5%	98%	1	2%	100%	59	95
	Scotland	42	95%	95%	2	5%	100%	0	0%	100%	44	91
	Circuit Total	226	90%	90%	16	6%	96%	9	4%	100%	251	94
2	Adair	243	95%	95%	8	3%	98%	5	2%	100%	256	81
	Knox	29	81%	81%	5	14%	94%	2	6%	100%	36	163
	Lewis	108	92%	92%	7	6%	98%	2	2%	100%	117	96
	Circuit Total	380	93%	93%	20	5%	98%	9	2%	100%	409	96
3	Grundy	201	94%	94%	4	2%	96%	9	4%	100%	214	88
	Harrison	133	86%	86%	10	6%	92%	12	8%	100%	155	128
	Mercer	50	98%	98%	0	0%	98%	1	2%	100%	51	57
	Putnam	97	96%	96%	2	2%	98%	2	2%	100%	101	80
Circuit Total	481	92%	92%	16	3%	95%	24	5%	100%	521	95	
4	Atchison	27	77%	77%	2	6%	83%	6	17%	100%	35	185
	Gentry	124	88%	88%	5	4%	91%	12	9%	100%	141	100
	Holt	39	78%	78%	5	10%	88%	6	12%	100%	50	160
	Nodaway	169	86%	86%	15	8%	93%	13	7%	100%	197	116
	Worth	67	94%	94%	3	4%	99%	1	1%	100%	71	73
	Circuit Total	426	86%	86%	30	6%	92%	38	8%	100%	494	115
5	Andrew	257	88%	88%	14	5%	92%	22	8%	100%	293	136
	Buchanan	1,359	95%	95%	32	2%	98%	33	2%	100%	1,424	84
	Circuit Total	1,616	94%	94%	46	3%	97%	55	3%	100%	1,717	93
6	Platte	928	86%	86%	60	6%	92%	87	8%	100%	1,075	128
	Circuit Total	928	86%	86%	60	6%	92%	87	8%	100%	1,075	128
7	Clay	2,674	84%	84%	194	6%	90%	322	10%	100%	3,190	146
	Circuit Total	2,674	84%	84%	194	6%	90%	322	10%	100%	3,190	146
8	Carroll	85	80%	80%	7	7%	87%	14	13%	100%	106	146
	Ray	292	88%	88%	9	3%	90%	32	10%	100%	333	113
	Circuit Total	377	86%	86%	16	4%	90%	46	10%	100%	439	121
9	Chariton	44	86%	86%	6	12%	98%	1	2%	100%	51	150
	Linn	195	91%	91%	9	4%	95%	11	5%	100%	215	105
	Sullivan	71	87%	87%	5	6%	93%	6	7%	100%	82	107
	Circuit Total	310	89%	89%	20	6%	95%	18	5%	100%	348	112
10	Marion	604	96%	96%	19	3%	99%	9	1%	100%	632	83
	Monroe	76	97%	97%	1	1%	99%	1	1%	100%	78	105
	Ralls	164	98%	98%	3	2%	99%	1	1%	100%	168	62
	Circuit Total	844	96%	96%	23	3%	99%	11	1%	100%	878	81
11	St. Charles	3,214	83%	83%	204	5%	88%	448	12%	100%	3,866	156
	Circuit Total	3,214	83%	83%	204	5%	88%	448	12%	100%	3,866	156
12	Audrain	347	90%	90%	5	1%	92%	32	8%	100%	384	115
	Montgomery	116	85%	85%	4	3%	88%	17	12%	100%	137	120
	Warren	391	85%	85%	23	5%	90%	46	10%	100%	460	127
	Circuit Total	854	87%	87%	32	3%	90%	95	10%	100%	981	121
13	Boone	1,950	89%	89%	112	5%	94%	122	6%	100%	2,184	105
	Callaway	618	92%	92%	19	3%	95%	35	5%	100%	672	90
	Circuit Total	2,568	90%	90%	131	5%	95%	157	5%	100%	2,856	101
14	Howard	112	90%	90%	9	7%	98%	3	2%	100%	124	89
	Randolph	456	94%	94%	20	4%	98%	9	2%	100%	485	80
	Circuit Total	568	93%	93%	29	5%	98%	12	2%	100%	609	82
15	Lafayette	399	86%	86%	25	5%	91%	40	9%	100%	464	134
	Saline	304	88%	88%	15	4%	92%	28	8%	100%	347	112
	Circuit Total	703	87%	87%	40	5%	92%	68	8%	100%	811	124
16	Jackson	9,604	90%	90%	526	5%	95%	512	5%	100%	10,642	122
	Circuit Total	9,604	90%	90%	526	5%	95%	512	5%	100%	10,642	122
17	Cass	1,072	82%	82%	57	4%	86%	185	14%	100%	1,314	178
	Johnson	569	84%	84%	47	7%	91%	63	9%	100%	679	155
	Circuit Total	1,641	82%	82%	104	5%	88%	248	12%	100%	1,993	170
18	Cooper	153	88%	88%	8	5%	93%	13	7%	100%	174	117
	Pettis	801	93%	93%	30	3%	96%	32	4%	100%	863	86
	Circuit Total	954	92%	92%	38	4%	96%	45	4%	100%	1,037	91
19	Cole	1,481	94%	94%	37	2%	97%	53	3%	100%	1,571	72
	Circuit Total	1,481	94%	94%	37	2%	97%	53	3%	100%	1,571	72
20	Franklin	1,375	87%	87%	63	4%	91%	144	9%	100%	1,582	135
	Gasconade	155	85%	85%	5	3%	87%	23	13%	100%	183	156
	Osage	155	93%	93%	6	4%	97%	5	3%	100%	166	89
	Circuit Total	1,685	87%	87%	74	4%	91%	172	9%	100%	1,931	133
21	St. Louis County	8,838	89%	89%	562	6%	94%	561	6%	100%	9,961	118
	Circuit Total	8,838	89%	89%	562	6%	94%	561	6%	100%	9,961	118
22	City of St. Louis	4,304	83%	83%	237	5%	88%	633	12%	100%	5,174	215
	Circuit Total	4,304	83%	83%	237	5%	88%	633	12%	100%	5,174	215
23	Jefferson	2,570	85%	85%	149	5%	89%	320	11%	100%	3,039	168
	Circuit Total	2,570	85%	85%	149	5%	89%	320	11%	100%	3,039	168
24	Madison	256	92%	92%	6	2%	94%	16	6%	100%	278	110
	St. Francois	929	88%	88%	47	4%	92%	85	8%	100%	1,061	123
	Ste. Genevieve	193	88%	88%	9	4%	92%	17	8%	100%	219	209
	Washington	334	87%	87%	18	5%	92%	31	8%	100%	383	128
	Circuit Total	1,712	88%	88%	80	4%	92%	149	8%	100%	1,941	132

Table 64
Circuit Court, FY 2020
Age of Cases at Disposition, Domestic Relations Cases

Cir. No.	County	90% in 10 months			95% in 14 months			Over 14 months			Total Cases Disposed	Average Age (in days)
		No.	%	Cum. %	No.	%	Cum. %	No.	%	Cum. %		
25	Maries	73	76%	76%	11	11%	88%	12	13%	100%	96	161
	Phelps	610	87%	87%	33	5%	91%	61	9%	100%	704	142
	Pulaski	943	93%	93%	29	3%	96%	44	4%	100%	1,016	90
	Texas	264	88%	88%	16	5%	94%	19	6%	100%	299	101
	Circuit Total	1,890	89%	89%	89	4%	94%	136	6%	100%	2,115	112
26	Camden	662	89%	89%	30	4%	93%	49	7%	100%	741	125
	Laclede	771	95%	95%	27	3%	98%	16	2%	100%	814	76
	Miller	322	89%	89%	16	4%	94%	22	6%	100%	360	98
	Moniteau	170	90%	90%	9	5%	95%	9	5%	100%	188	98
	Morgan	215	83%	83%	17	7%	90%	27	10%	100%	259	185
Circuit Total	2,140	91%	91%	99	4%	95%	123	5%	100%	2,362	109	
27	Bates	182	85%	85%	10	5%	90%	21	10%	100%	213	140
	Henry	356	89%	89%	15	4%	93%	30	7%	100%	401	111
	St. Clair	135	93%	93%	3	2%	95%	7	5%	100%	145	101
Circuit Total	673	89%	89%	28	4%	92%	58	8%	100%	759	117	
28	Barton	147	93%	93%	3	2%	95%	8	5%	100%	158	100
	Cedar	239	94%	94%	5	2%	96%	10	4%	100%	254	77
	Dade	92	95%	95%	4	4%	99%	1	1%	100%	97	74
	Vernon	297	87%	87%	12	4%	90%	33	10%	100%	342	133
	Circuit Total	775	91%	91%	24	3%	94%	52	6%	100%	851	103
29	Jasper	1,867	86%	86%	102	5%	91%	195	9%	100%	2,164	133
	Circuit Total	1,867	86%	86%	102	5%	91%	195	9%	100%	2,164	133
30	Benton	200	93%	93%	7	3%	96%	9	4%	100%	216	94
	Dallas	163	84%	84%	17	9%	93%	13	7%	100%	193	131
	Hickory	124	93%	93%	8	6%	99%	2	1%	100%	134	80
	Polk	413	92%	92%	22	5%	97%	13	3%	100%	448	84
	Webster	394	92%	92%	22	5%	97%	12	3%	100%	428	94
	Circuit Total	1,294	91%	91%	76	5%	97%	49	3%	100%	1,419	95
31	Greene	5,122	89%	89%	201	4%	93%	418	7%	100%	5,741	117
	Circuit Total	5,122	89%	89%	201	4%	93%	418	7%	100%	5,741	117
32	Bollinger	153	88%	88%	11	6%	95%	9	5%	100%	173	114
	Cape Girardeau	960	85%	85%	68	6%	91%	98	9%	100%	1,126	164
	Perry	204	92%	92%	7	3%	95%	11	5%	100%	222	93
	Circuit Total	1,317	87%	87%	86	6%	92%	118	8%	100%	1,521	148
33	Mississippi	267	89%	89%	5	2%	91%	27	9%	100%	299	182
	Scott	590	90%	90%	24	4%	94%	38	6%	100%	652	99
	Circuit Total	857	90%	90%	29	3%	93%	65	7%	100%	951	125
34	New Madrid	233	91%	91%	11	4%	95%	13	5%	100%	257	110
	Pemiscot	295	91%	91%	7	2%	93%	21	7%	100%	323	83
	Circuit Total	528	91%	91%	18	3%	94%	34	6%	100%	580	95
35	Dunklin	404	87%	87%	19	4%	91%	42	9%	100%	465	157
	Stoddard	556	79%	79%	28	4%	83%	116	17%	100%	700	600
	Circuit Total	960	82%	82%	47	4%	86%	158	14%	100%	1,165	424
36	Butler	903	93%	93%	18	2%	95%	46	5%	100%	967	82
	Ripley	307	91%	91%	10	3%	94%	22	6%	100%	339	115
	Circuit Total	1,210	93%	93%	28	2%	95%	68	5%	100%	1,306	91
37	Carter	95	89%	89%	0	0%	89%	12	11%	100%	107	200
	Howell	852	91%	91%	33	4%	95%	48	5%	100%	933	100
	Oregon	143	80%	80%	7	4%	84%	29	16%	100%	179	194
	Shannon	164	90%	90%	10	5%	95%	9	5%	100%	183	99
	Circuit Total	1,254	89%	89%	50	4%	93%	98	7%	100%	1,402	119
38	Christian	933	82%	82%	62	5%	87%	145	13%	100%	1,140	170
	Circuit Total	933	82%	82%	62	5%	87%	145	13%	100%	1,140	170
39	Barry	558	87%	87%	29	5%	92%	53	8%	100%	640	122
	Lawrence	552	87%	87%	32	5%	92%	53	8%	100%	637	131
	Stone	223	81%	81%	12	4%	86%	39	14%	100%	274	151
	Circuit Total	1,333	86%	86%	73	5%	91%	145	9%	100%	1,551	131
40	McDonald	486	94%	94%	11	2%	97%	18	3%	100%	515	77
	Newton	666	85%	85%	30	4%	89%	83	11%	100%	779	150
	Circuit Total	1,152	89%	89%	41	3%	92%	101	8%	100%	1,294	121
41	Macon	181	87%	87%	9	4%	91%	18	9%	100%	208	136
	Shelby	75	95%	95%	3	4%	99%	1	1%	100%	79	78
	Circuit Total	256	89%	89%	12	4%	93%	19	7%	100%	287	120
42	Crawford	356	87%	87%	11	3%	90%	41	10%	100%	408	121
	Dent	274	92%	92%	6	2%	94%	17	6%	100%	297	92
	Iron	143	89%	89%	8	5%	94%	9	6%	100%	160	114
	Reynolds	69	87%	87%	6	8%	95%	4	5%	100%	79	152
	Wayne	192	92%	92%	7	3%	95%	10	5%	100%	209	82
	Circuit Total	1,034	90%	90%	38	3%	93%	81	7%	100%	1,153	108
43	Caldwell	82	77%	77%	7	7%	83%	18	17%	100%	107	241
	Clinton	126	82%	82%	10	6%	88%	18	12%	100%	154	240
	Daviess	67	88%	88%	4	5%	93%	5	7%	100%	76	102
	DeKalb	82	83%	83%	7	7%	90%	10	10%	100%	99	131
	Livingston	207	91%	91%	8	4%	94%	13	6%	100%	228	101
	Circuit Total	564	85%	85%	36	5%	90%	64	10%	100%	664	160
44	Douglas	166	88%	88%	7	4%	92%	15	8%	100%	188	164
	Ozark	147	87%	87%	10	6%	93%	12	7%	100%	169	111
	Wright	242	88%	88%	13	5%	93%	19	7%	100%	274	101
	Circuit Total	555	88%	88%	30	5%	93%	46	7%	100%	631	122
45	Lincoln	850	91%	91%	29	3%	94%	56	6%	100%	935	100
	Pike	224	93%	93%	5	2%	95%	11	5%	100%	240	84
	Circuit Total	1,074	91%	91%	34	3%	94%	67	6%	100%	1,175	97
46	Taney	832	90%	90%	25	3%	92%	71	8%	100%	928	134
	Circuit Total	832	90%	90%	25	3%	92%	71	8%	100%	928	134
STATE TOTAL		76,578	88%	88%	3,912	5%	93%	6,403	7%	100%	86,893	132

Table 65
Associate Court, FY 2020
Age of Cases at Disposition, Associate Civil Cases

Cir. No.	COUNTY	90% in 6 months			95% in 12 months			Over 12 months			Total Cases Disposed	Average Age (in days)
		NO.	%	CUM.%	NO.	%	CUM.%	NO.	%	CUM.%		
1	Clark	104	88%	88%	12	10%	98%	2	2%	100%	118	98
	Schulyer	98	85%	85%	14	12%	97%	3	3%	100%	115	97
	Scotland	55	95%	95%	3	5%	100%	0	0%	100%	58	68
	Circuit Total	257	88%	88%	29	10%	98%	5	2%	100%	291	91
2	Adair	687	98%	98%	10	1%	100%	2	0%	100%	699	75
	Knox	56	92%	92%	4	7%	98%	1	2%	100%	61	82
	Lewis	169	92%	92%	13	7%	99%	1	1%	100%	183	82
	Circuit Total	912	97%	97%	27	3%	100%	4	0%	100%	943	77
3	Grundy	140	95%	95%	6	4%	99%	2	1%	100%	148	90
	Harrison	206	88%	88%	23	10%	98%	4	2%	100%	233	93
	Mercer	42	86%	86%	7	14%	100%	0	0%	100%	49	100
	Putnam	93	88%	88%	13	12%	100%	0	0%	100%	106	95
Circuit Total	481	90%	90%	49	9%	99%	6	1%	100%	536	93	
4	Atchison	91	94%	94%	3	3%	97%	3	3%	100%	97	87
	Gentry	120	97%	97%	3	2%	99%	1	1%	100%	124	86
	Holt	111	95%	95%	5	4%	99%	1	1%	100%	117	77
	Nodaway	333	91%	91%	32	9%	100%	1	0%	100%	366	93
	Worth	38	95%	95%	2	5%	100%	0	0%	100%	40	85
	Circuit Total	693	93%	93%	45	6%	99%	6	1%	100%	744	88
5	Andrew	322	88%	88%	31	8%	96%	14	4%	100%	367	113
	Buchanan	2,913	81%	81%	575	16%	97%	105	3%	100%	3,593	106
	Circuit Total	3,235	82%	82%	606	15%	97%	119	3%	100%	3,960	106
6	Platte	2,138	89%	89%	231	10%	99%	23	1%	100%	2,392	88
	Circuit Total	2,138	89%	89%	231	10%	99%	23	1%	100%	2,392	88
7	Clay	6,820	87%	87%	967	12%	99%	68	1%	100%	7,855	96
	Circuit Total	6,820	87%	87%	967	12%	99%	68	1%	100%	7,855	96
8	Carroll	155	88%	88%	16	9%	97%	5	3%	100%	176	114
	Ray	491	83%	83%	85	14%	98%	13	2%	100%	589	103
	Circuit Total	646	84%	84%	101	13%	98%	18	2%	100%	765	106
9	Chariton	176	96%	96%	7	4%	100%	0	0%	100%	183	94
	Linn	189	85%	85%	21	9%	94%	13	6%	100%	223	115
	Sullivan	163	94%	94%	9	5%	99%	2	1%	100%	174	104
	Circuit Total	528	91%	91%	37	6%	97%	15	3%	100%	580	105
10	Marion	1,113	92%	92%	84	7%	99%	14	1%	100%	1,211	86
	Monroe	152	87%	87%	21	12%	99%	1	1%	100%	174	99
	Ralls	143	95%	95%	6	4%	99%	1	1%	100%	150	91
	Circuit Total	1,408	92%	92%	111	7%	99%	16	1%	100%	1,535	88
11	St. Charles	6,813	85%	85%	856	11%	96%	302	4%	100%	7,971	102
	Circuit Total	6,813	85%	85%	856	11%	96%	302	4%	100%	7,971	102
12	Audrain	442	82%	82%	52	10%	92%	45	8%	100%	539	121
	Montgomery	174	84%	84%	30	14%	99%	3	1%	100%	207	104
	Warren	599	85%	85%	89	13%	97%	20	3%	100%	708	106
	Circuit Total	1,215	84%	84%	171	12%	95%	68	5%	100%	1,454	111
13	Boone	3,542	81%	81%	742	17%	98%	84	2%	100%	4,368	106
	Callaway	1,019	94%	94%	52	5%	99%	16	1%	100%	1,087	84
	Circuit Total	4,561	84%	84%	794	15%	98%	100	2%	100%	5,455	102
14	Howard	188	89%	89%	23	11%	100%	1	0%	100%	212	101
	Randolph	1,111	94%	94%	64	5%	100%	5	0%	100%	1,180	87
	Circuit Total	1,299	93%	93%	87	6%	100%	6	0%	100%	1,392	89
15	Lafayette	617	94%	94%	36	6%	100%	0	0%	100%	653	82
	Saline	522	84%	84%	83	13%	98%	13	2%	100%	618	112
	Circuit Total	1,139	90%	90%	119	9%	99%	13	1%	100%	1,271	97
16	Jackson	19,825	74%	74%	6,129	23%	97%	709	3%	100%	26,663	125
	Circuit Total	19,825	74%	74%	6,129	23%	97%	709	3%	100%	26,663	125
17	Cass	2,196	85%	85%	323	13%	98%	56	2%	100%	2,575	103
	Johnson	597	76%	76%	146	18%	94%	47	6%	100%	790	132
	Circuit Total	2,793	83%	83%	469	14%	97%	103	3%	100%	3,365	109
18	Cooper	408	90%	90%	43	9%	99%	3	1%	100%	454	94
	Pettis	1,239	87%	87%	145	10%	98%	34	2%	100%	1,418	95
	Circuit Total	1,647	88%	88%	188	10%	98%	37	2%	100%	1,872	95
19	Cole	1,606	88%	88%	199	11%	99%	23	1%	100%	1,828	101
	Circuit Total	1,606	88%	88%	199	11%	99%	23	1%	100%	1,828	101
20	Franklin	2,108	82%	82%	367	14%	97%	85	3%	100%	2,560	106
	Gasconade	292	91%	91%	25	8%	99%	4	1%	100%	321	91
	Osage	251	90%	90%	24	9%	99%	4	1%	100%	279	84
	Circuit Total	2,651	84%	84%	416	13%	97%	93	3%	100%	3,160	102
21	St. Louis County	26,118	84%	84%	4,247	14%	98%	714	2%	100%	31,079	106
	Circuit Total	26,118	84%	84%	4,247	14%	98%	714	2%	100%	31,079	106
22	City of St. Louis	11,216	80%	80%	2,249	16%	95%	635	5%	100%	14,100	114
	Circuit Total	11,216	80%	80%	2,249	16%	95%	635	5%	100%	14,100	114
23	Jefferson	4,977	85%	85%	668	11%	97%	187	3%	100%	5,832	107
	Circuit Total	4,977	85%	85%	668	11%	97%	187	3%	100%	5,832	107
24	Madison	333	88%	88%	41	11%	99%	3	1%	100%	377	94
	St. Francois	1,398	80%	80%	244	14%	94%	96	6%	100%	1,738	122
	Ste. Genevieve	329	81%	81%	56	14%	95%	21	5%	100%	406	113
	Washington	584	79%	79%	108	15%	94%	47	6%	100%	739	134
	Circuit Total	2,644	81%	81%	449	14%	95%	167	5%	100%	3,260	120

Table 65
Associate Court, FY 2020
Age of Cases at Disposition, Associate Civil Cases

Cir. No.	COUNTY	90% in 6 months			95% in 12 months			Over 12 months			Total Cases Disposed	Average Age (in days)
		NO.	%	CUM.%	NO.	%	CUM.%	NO.	%	CUM.%		
25	Maries	138	95%	95%	7	5%	99%	1	1%	100%	146	83
	Phelps	815	89%	89%	90	10%	99%	11	1%	100%	916	92
	Pulaski	913	98%	98%	14	2%	99%	5	1%	100%	932	74
	Texas	314	83%	83%	49	13%	96%	16	4%	100%	379	118
	Circuit Total	2,180	92%	92%	160	7%	99%	33	1%	100%	2,373	89
26	Camden	947	86%	86%	126	11%	98%	24	2%	100%	1,097	105
	Laclede	872	93%	93%	57	6%	99%	6	1%	100%	935	117
	Miller	478	85%	85%	75	13%	99%	8	1%	100%	561	106
	Moniteau	189	84%	84%	31	14%	98%	4	2%	100%	224	110
	Morgan	319	86%	86%	49	13%	99%	4	1%	100%	372	101
	Circuit Total	2,805	88%	88%	338	11%	99%	46	1%	100%	3,189	109
27	Bates	261	76%	76%	49	14%	90%	33	10%	100%	343	151
	Henry	395	85%	85%	53	11%	96%	17	4%	100%	465	117
	St. Clair	154	90%	90%	13	8%	98%	4	2%	100%	171	102
	Circuit Total	810	83%	83%	115	12%	94%	54	6%	100%	979	126
28	Barton	140	78%	78%	31	17%	95%	9	5%	100%	180	131
	Cedar	257	84%	84%	42	14%	97%	8	3%	100%	307	110
	Dade	97	82%	82%	17	14%	97%	4	3%	100%	118	121
	Vernon	307	72%	72%	67	16%	87%	55	13%	100%	429	180
	Circuit Total	801	77%	77%	157	15%	93%	76	7%	100%	1,034	144
29	Jasper	3,647	85%	85%	507	12%	96%	158	4%	100%	4,312	113
	Circuit Total	3,647	85%	85%	507	12%	96%	158	4%	100%	4,312	113
30	Benton	313	79%	79%	74	19%	98%	9	2%	100%	396	125
	Dallas	291	93%	93%	23	7%	100%	0	0%	100%	314	96
	Hickory	115	85%	85%	20	15%	100%	0	0%	100%	135	110
	Polk	532	96%	96%	23	4%	100%	2	0%	100%	557	80
	Webster	847	97%	97%	21	2%	100%	1	0%	100%	869	81
	Circuit Total	2,098	92%	92%	161	7%	99%	12	1%	100%	2,271	93
31	Greene	8,105	90%	90%	751	8%	99%	118	1%	100%	8,974	88
	Circuit Total	8,105	90%	90%	751	8%	99%	118	1%	100%	8,974	88
32	Bollinger	176	83%	83%	37	17%	100%	0	0%	100%	213	111
	Cape Girardeau	1,998	89%	89%	216	10%	99%	28	1%	100%	2,242	97
	Perry	497	89%	89%	49	9%	98%	11	2%	100%	557	97
	Circuit Total	2,671	89%	89%	302	10%	99%	39	1%	100%	3,012	98
33	Mississippi	278	89%	89%	26	8%	97%	10	3%	100%	314	104
	Scott	985	96%	96%	35	3%	99%	7	1%	100%	1,027	82
	Circuit Total	1,263	94%	94%	61	5%	99%	17	1%	100%	1,341	87
34	New Madrid	343	81%	81%	55	13%	94%	27	6%	100%	425	142
	Pemiscot	411	95%	95%	21	5%	100%	1	0%	100%	433	78
	Circuit Total	754	88%	88%	76	9%	97%	28	3%	100%	858	110
35	Dunklin	918	88%	88%	103	10%	97%	28	3%	100%	1,049	105
	Stoddard	751	87%	87%	84	10%	97%	24	3%	100%	859	100
	Circuit Total	1,669	87%	87%	187	10%	97%	52	3%	100%	1,908	103
36	Butler	1,639	85%	85%	246	13%	97%	52	3%	100%	1,937	102
	Ripley	290	82%	82%	50	14%	96%	13	4%	100%	353	118
	Circuit Total	1,929	84%	84%	296	13%	97%	65	3%	100%	2,290	104
37	Carter	99	79%	79%	20	16%	95%	6	5%	100%	125	137
	Howell	905	84%	84%	159	15%	98%	18	2%	100%	1,082	114
	Oregon	72	61%	61%	37	31%	92%	10	8%	100%	119	181
	Shannon	135	81%	81%	32	19%	100%	0	0%	100%	167	116
	Circuit Total	1,211	81%	81%	248	17%	98%	34	2%	100%	1,493	121
38	Christian	1,274	77%	77%	308	19%	96%	71	4%	100%	1,653	127
	Circuit Total	1,274	77%	77%	308	19%	96%	71	4%	100%	1,653	127
39	Barry	609	84%	84%	95	13%	97%	25	3%	100%	729	108
	Lawrence	654	87%	87%	86	11%	98%	16	2%	100%	756	100
	Stone	393	86%	86%	54	12%	98%	8	2%	100%	455	113
	Circuit Total	1,656	85%	85%	235	12%	97%	49	3%	100%	1,940	106
40	McDonald	528	80%	80%	117	18%	98%	13	2%	100%	658	110
	Newton	1,303	80%	80%	245	15%	95%	87	5%	100%	1,635	122
	Circuit Total	1,831	80%	80%	362	16%	96%	100	4%	100%	2,293	119
41	Macon	356	90%	90%	37	9%	100%	1	0%	100%	394	90
	Shelby	103	91%	91%	10	9%	100%	0	0%	100%	113	82
Circuit Total	459	91%	91%	47	9%	100%	1	0%	100%	507	88	
42	Crawford	606	87%	87%	71	10%	97%	22	3%	100%	699	98
	Dent	282	90%	90%	29	9%	99%	2	1%	100%	313	95
	Iron	154	76%	76%	40	20%	96%	9	4%	100%	203	137
	Reynolds	108	78%	78%	29	21%	99%	2	1%	100%	139	127
	Wayne	261	75%	75%	71	21%	96%	14	4%	100%	346	136
	Circuit Total	1,411	83%	83%	240	14%	97%	49	3%	100%	1,700	112
43	Caldwell	143	87%	87%	16	10%	96%	6	4%	100%	165	99
	Clinton	418	90%	90%	48	10%	100%	1	0%	100%	467	96
	Daviess	107	83%	83%	11	9%	91%	11	9%	100%	129	121
	DeKalb	155	87%	87%	18	10%	97%	5	3%	100%	178	102
	Livingston	222	87%	87%	21	8%	96%	11	4%	100%	254	99
	Circuit Total	1,045	88%	88%	114	10%	97%	34	3%	100%	1,193	101
	44	Douglas	175	88%	88%	22	11%	99%	1	1%	100%	198
Ozark		115	89%	89%	13	10%	99%	1	1%	100%	129	103
Wright		327	96%	96%	14	4%	100%	1	0%	100%	342	80
Circuit Total		617	92%	92%	49	7%	100%	3	0%	100%	669	90
45	Lincoln	920	80%	80%	200	17%	97%	36	3%	100%	1,156	125
	Pike	233	86%	86%	33	12%	98%	6	2%	100%	272	110
	Circuit Total	1,153	81%	81%	233	16%	97%	42	3%	100%	1,428	122
46	Taney	1,057	82%	82%	176	14%	96%	57	4%	100%	1,290	115
	Circuit Total	1,057	82%	82%	176	14%	96%	57	4%	100%	1,290	115
STATE TOTAL		146,068	83%	83%	24,367	14%	97%	4,575	3%	100%	175,010	108

Table 66
Circuit Court, FY 2020
Age of Cases at Disposition, Circuit Felony Cases

Cir. No.	County	90% in 10 months			95% in 14 months			Over 14 months			Total Cases Disposed	Average Age (in Days)
		No.	%	Cum %	No.	%	Cum %	No.	%	Cum %		
1	Clark	71	90%	90%	5	6%	96%	3	4%	100%	79	145
	Schulyer	22	92%	92%	1	4%	96%	1	4%	100%	24	141
	Scotland	17	94%	94%	1	6%	100%	0	0%	100%	18	135
	Circuit Total	110	91%	91%	7	6%	97%	4	3%	100%	121	143
2	Adair	186	77%	77%	24	10%	86%	33	14%	100%	243	221
	Knox	10	45%	45%	4	18%	64%	8	36%	100%	22	1136
	Lewis	44	76%	76%	7	12%	88%	7	12%	100%	58	225
	Circuit Total	240	74%	74%	35	11%	85%	48	15%	100%	323	284
3	Grundy	63	98%	98%	0	0%	98%	1	2%	100%	64	57
	Harrison	70	93%	93%	4	5%	99%	1	1%	100%	75	98
	Mercer	16	100%	100%	0	0%	100%	0	0%	100%	16	73
	Putnam	35	92%	92%	2	5%	97%	1	3%	100%	38	145
Circuit Total	184	95%	95%	6	3%	98%	3	2%	100%	193	92	
4	Atchison	28	88%	88%	4	13%	100%	0	0%	100%	32	132
	Gentry	32	76%	76%	5	12%	88%	5	12%	100%	42	217
	Holt	22	63%	63%	4	11%	74%	9	26%	100%	35	239
	Nodaway	108	82%	82%	11	8%	91%	12	9%	100%	131	152
	Worth	10	71%	71%	1	7%	79%	3	21%	100%	14	260
	Circuit Total	200	79%	79%	25	10%	89%	29	11%	100%	254	178
5	Andrew	38	100%	100%	0	0%	100%	0	0%	100%	38	47
	Buchanan	636	96%	96%	13	2%	98%	11	2%	100%	660	96
	Circuit Total	674	97%	97%	13	2%	98%	11	2%	100%	698	93
6	Platte	229	68%	68%	31	9%	77%	78	23%	100%	338	282
	Circuit Total	229	68%	68%	31	9%	77%	78	23%	100%	338	282
7	Clay	491	75%	75%	76	12%	86%	91	14%	100%	658	221
	Circuit Total	491	75%	75%	76	12%	86%	91	14%	100%	658	221
8	Carroll	62	86%	86%	6	8%	94%	4	6%	100%	72	124
	Ray	168	81%	81%	20	10%	91%	19	9%	100%	207	178
	Circuit Total	230	82%	82%	26	9%	92%	23	8%	100%	279	164
9	Chariton	43	91%	91%	3	6%	98%	1	2%	100%	47	93
	Linn	143	79%	79%	10	6%	85%	28	15%	100%	181	187
	Sullivan	37	90%	90%	1	2%	93%	3	7%	100%	41	136
	Circuit Total	223	83%	83%	14	5%	88%	32	12%	100%	269	162
10	Marion	142	89%	89%	10	6%	96%	7	4%	100%	159	118
	Monroe	34	81%	81%	4	10%	90%	4	10%	100%	42	140
	Ralls	39	91%	91%	3	7%	98%	1	2%	100%	43	93
	Circuit Total	215	88%	88%	17	7%	95%	12	5%	100%	244	118
11	St. Charles	980	83%	83%	74	6%	89%	125	11%	100%	1,179	177
	Circuit Total	980	83%	83%	74	6%	89%	125	11%	100%	1,179	177
12	Audrain	252	94%	94%	3	1%	96%	12	4%	100%	267	119
	Montgomery	170	90%	90%	10	5%	95%	9	5%	100%	189	137
	Warren	179	74%	74%	23	10%	84%	39	16%	100%	241	226
	Circuit Total	601	86%	86%	36	5%	91%	60	9%	100%	697	161
13	Boone	781	79%	79%	87	9%	88%	115	12%	100%	983	189
	Callaway	312	77%	77%	35	9%	86%	58	14%	100%	405	208
	Circuit Total	1,093	79%	79%	122	9%	88%	173	12%	100%	1,388	194
14	Howard	70	90%	90%	6	8%	97%	2	3%	100%	78	102
	Randolph	268	90%	90%	22	7%	97%	8	3%	100%	298	133
	Circuit Total	338	90%	90%	28	7%	97%	10	3%	100%	376	127
15	Lafayette	339	97%	97%	7	2%	99%	3	1%	100%	349	79
	Saline	197	95%	95%	3	1%	97%	7	3%	100%	207	92
	Circuit Total	536	96%	96%	10	2%	98%	10	2%	100%	556	84
16	Jackson	2,799	82%	82%	306	9%	91%	324	9%	100%	3,429	168
	Circuit Total	2,799	82%	82%	306	9%	91%	324	9%	100%	3,429	168
17	Cass	346	79%	79%	46	11%	90%	45	10%	100%	437	150
	Johnson	241	93%	93%	12	5%	97%	7	3%	100%	260	121
	Circuit Total	587	84%	84%	58	8%	93%	52	7%	100%	697	139
18	Cooper	210	93%	93%	9	4%	96%	8	4%	100%	227	110
	Pettis	510	86%	86%	58	10%	96%	26	4%	100%	594	147
	Circuit Total	720	88%	88%	67	8%	96%	34	4%	100%	821	137
19	Cole	353	59%	59%	90	15%	73%	160	27%	100%	603	290
	Circuit Total	353	59%	59%	90	15%	73%	160	27%	100%	603	252
20	Franklin	343	62%	62%	75	14%	75%	137	25%	100%	555	297
	Gasconade	53	63%	63%	10	12%	75%	21	25%	100%	84	303
	Osage	46	64%	64%	9	13%	76%	17	24%	100%	72	304
	Circuit Total	442	62%	62%	94	13%	75%	175	25%	100%	711	298
21	St. Louis County	1,665	63%	63%	388	15%	78%	571	22%	100%	2,624	303
	Circuit Total	1,665	63%	63%	388	15%	78%	571	22%	100%	2,624	303
22	City of St. Louis	870	66%	66%	206	16%	82%	235	18%	100%	1,311	271
	Circuit Total	870	66%	66%	206	16%	82%	235	18%	100%	1,311	271
23	Jefferson	898	89%	89%	65	6%	95%	47	5%	100%	1,010	144
	Circuit Total	898	89%	89%	65	6%	95%	47	5%	100%	1,010	144
24	Madison	62	78%	78%	8	10%	89%	9	11%	100%	79	161
	St. Francois	296	72%	72%	34	8%	80%	81	20%	100%	411	258
	Ste. Genevieve	122	85%	85%	10	7%	92%	12	8%	100%	144	172
	Washington	223	87%	87%	19	7%	95%	14	5%	100%	256	155
	Circuit Total	703	79%	79%	71	8%	87%	116	13%	100%	890	206

Table 66
Circuit Court, FY 2020
Age of Cases at Disposition, Circuit Felony Cases

Cir. No.	County	90% in 10 months			95% in 14 months			Over 14 months			Total Cases Disposed	Average Age (in Days)
		No.	%	Cum %	No.	%	Cum %	No.	%	Cum %		
25	Maries	89	98%	98%	2	2%	100%	0	0%	100%	91	104
	Phelps	525	86%	86%	60	10%	96%	24	4%	100%	609	179
	Pulaski	548	93%	93%	24	4%	97%	18	3%	100%	590	140
	Texas	264	94%	94%	10	4%	98%	7	2%	100%	281	105
	Circuit Total	1,426	91%	91%	96	6%	97%	49	3%	100%	1,571	147
26	Camden	379	87%	87%	23	5%	93%	32	7%	100%	434	160
	Laclede	341	92%	92%	12	3%	95%	18	5%	100%	371	132
	Miller	251	74%	74%	33	10%	84%	54	16%	100%	338	229
	Moniteau	98	82%	82%	8	7%	88%	14	12%	100%	120	213
	Morgan	218	85%	85%	14	5%	91%	24	9%	100%	256	164
	Circuit Total	1,287	85%	85%	90	6%	91%	142	9%	100%	1,519	173
27	Bates	106	56%	56%	15	8%	64%	69	36%	100%	190	393
	Henry	148	68%	68%	16	7%	75%	54	25%	100%	218	287
	St. Clair	64	74%	74%	7	8%	83%	15	17%	100%	86	227
	Circuit Total	318	64%	64%	38	8%	72%	138	28%	100%	494	317
28	Barton	64	75%	75%	8	9%	85%	13	15%	100%	85	211
	Cedar	60	80%	80%	9	12%	92%	6	8%	100%	75	185
	Dade	48	80%	80%	7	12%	92%	5	8%	100%	60	171
	Vernon	230	82%	82%	13	5%	86%	38	14%	100%	281	154
	Circuit Total	402	80%	80%	37	7%	88%	62	12%	100%	501	171
29	Jasper	482	68%	68%	101	14%	82%	130	18%	100%	713	274
	Circuit Total	482	68%	68%	101	14%	82%	130	18%	100%	713	274
30	Benton	74	76%	76%	10	10%	86%	14	14%	100%	98	210
	Dallas	101	83%	83%	10	8%	91%	11	9%	100%	122	177
	Hickory	60	91%	91%	2	3%	94%	4	6%	100%	66	124
	Polk	281	84%	84%	29	9%	93%	24	7%	100%	334	168
	Webster	265	84%	84%	35	11%	96%	14	4%	100%	314	154
	Circuit Total	781	84%	84%	86	9%	93%	67	7%	100%	934	166
31	Greene	1,101	71%	71%	143	9%	81%	300	19%	100%	1,544	267
	Circuit Total	1,101	71%	71%	143	9%	81%	300	19%	100%	1,544	267
32	Bollinger	75	90%	90%	5	6%	96%	3	4%	100%	83	124
	Cape Girardeau	556	89%	89%	34	5%	95%	33	5%	100%	623	125
	Perry	149	88%	88%	9	5%	93%	11	7%	100%	169	131
	Circuit Total	780	89%	89%	48	5%	95%	47	5%	100%	875	126
33	Mississippi	181	87%	87%	6	3%	90%	20	10%	100%	207	169
	Scott	491	77%	77%	70	11%	88%	77	12%	100%	638	199
	Circuit Total	672	80%	80%	76	9%	89%	97	11%	100%	845	192
34	New Madrid	220	73%	73%	24	8%	81%	57	19%	100%	301	236
	Pemiscot	141	82%	82%	9	5%	87%	22	13%	100%	172	192
	Circuit Total	361	76%	76%	33	7%	83%	79	17%	100%	473	220
35	Dunklin	442	89%	89%	15	3%	92%	41	8%	100%	498	306
	Stoddard	296	83%	83%	26	7%	90%	35	10%	100%	357	149
	Circuit Total	738	86%	86%	41	5%	91%	76	9%	100%	855	240
36	Butler	447	88%	88%	35	7%	95%	28	5%	100%	510	146
	Ripley	79	91%	91%	4	5%	95%	4	5%	100%	87	124
	Circuit Total	526	88%	88%	39	7%	95%	32	5%	100%	597	143
37	Carter	40	74%	74%	8	15%	89%	6	11%	100%	54	217
	Howell	293	73%	73%	19	5%	78%	87	22%	100%	399	298
	Oregon	69	63%	63%	15	14%	76%	26	24%	100%	110	282
	Shannon	34	67%	67%	5	10%	76%	12	24%	100%	51	272
	Circuit Total	436	71%	71%	47	8%	79%	131	21%	100%	614	286
38	Christian	280	70%	70%	49	12%	83%	69	17%	100%	398	231
	Circuit Total	280	70%	70%	49	12%	83%	69	17%	100%	398	231
39	Barry	209	69%	69%	33	11%	79%	63	21%	100%	305	270
	Lawrence	292	70%	70%	46	11%	81%	78	19%	100%	416	250
	Stone	190	78%	78%	27	11%	89%	28	11%	100%	245	182
Circuit Total	691	72%	72%	106	11%	83%	169	17%	100%	966	239	
40	McDonald	111	75%	75%	10	7%	82%	27	18%	100%	148	195
	Newton	224	79%	79%	25	9%	88%	34	12%	100%	283	203
	Circuit Total	335	78%	78%	35	9%	86%	61	14%	100%	431	200
41	Macon	90	93%	93%	1	1%	94%	6	6%	100%	97	269
	Shelby	45	82%	82%	4	7%	89%	6	11%	100%	55	169
Circuit Total	135	89%	89%	5	3%	92%	12	8%	100%	152	233	
42	Crawford	227	77%	77%	19	6%	84%	47	16%	100%	293	213
	Dent	187	94%	94%	4	2%	96%	9	5%	100%	200	113
	Iron	50	70%	70%	10	14%	85%	11	15%	100%	71	234
	Reynolds	43	78%	78%	8	15%	93%	4	7%	100%	55	196
	Wayne	116	89%	89%	3	2%	92%	11	8%	100%	130	96
	Circuit Total	623	83%	83%	44	6%	89%	82	11%	100%	749	167
43	Caldwell	67	97%	97%	1	1%	99%	1	1%	100%	69	72
	Clinton	78	92%	92%	5	6%	98%	2	2%	100%	85	128
	Daviess	94	93%	93%	4	4%	97%	3	3%	100%	101	111
	DeKalb	77	95%	95%	3	4%	99%	1	1%	100%	81	96
	Livingston	138	99%	99%	1	1%	100%	0	0%	100%	139	57
	Circuit Total	454	96%	96%	14	3%	99%	7	1%	100%	475	90
44	Douglas	122	94%	94%	2	2%	95%	6	5%	100%	130	124
	Ozark	55	90%	90%	3	5%	95%	3	5%	100%	61	143
	Wright	200	93%	93%	9	4%	97%	6	3%	100%	215	99
	Circuit Total	377	93%	93%	14	3%	96%	15	4%	100%	406	113
45	Lincoln	452	74%	74%	71	12%	86%	84	14%	100%	607	226
	Pike	156	85%	85%	9	5%	90%	18	10%	100%	183	150
Circuit Total	608	77%	77%	80	10%	87%	102	13%	100%	790	208	
46	Taney	418	87%	87%	34	7%	94%	30	6%	100%	482	143
	Circuit Total	418	87%	87%	34	7%	94%	30	6%	100%	482	143
STATE TOTAL		28,612	79%	79%	3,121	9%	88%	4,320	12%	100%	36,053	199

Table 67
Associate Court, FY 2020
Age of Cases at Disposition, Associate Criminal Cases

Cir. No.	County	90% in 6 months			95% in 8 months			Over 8 months			Total Cases Disposed	Average Age (in Days)
		No.	%	Cum. %	No.	%	Cum. %	No.	%	Cum. %		
1	Clark	229	88%	88%	13	5%	93%	17	7%	100%	259	99
	Schulyer	170	85%	85%	12	6%	91%	17	9%	100%	199	84
	Scotland	58	81%	81%	13	18%	99%	1	1%	100%	72	101
	Circuit Total	457	86%	86%	38	7%	93%	35	7%	100%	530	94
2	Adair	1,068	98%	98%	14	1%	99%	8	1%	100%	1,090	65
	Knox	65	90%	90%	4	6%	96%	3	4%	100%	72	83
	Lewis	334	85%	85%	24	6%	91%	36	9%	100%	394	123
	Circuit Total	1,467	94%	94%	42	3%	97%	47	3%	100%	1,556	80
3	Grundy	296	99%	99%	2	1%	100%	1	0%	100%	299	50
	Harrison	277	96%	96%	7	2%	98%	5	2%	100%	289	66
	Mercer	110	96%	96%	4	4%	100%	0	0%	100%	114	69
	Putnam	145	86%	86%	11	7%	92%	13	8%	100%	169	91
	Circuit Total	828	95%	95%	24	3%	98%	19	2%	100%	871	66
4	Atchison	204	93%	93%	7	3%	96%	9	4%	100%	220	74
	Gentry	139	93%	93%	6	4%	97%	4	3%	100%	149	79
	Holt	217	95%	95%	3	1%	96%	8	4%	100%	228	67
	Nodaway	617	93%	93%	26	4%	97%	19	3%	100%	662	72
	Worth	100	78%	78%	9	7%	84%	20	16%	100%	129	129
	Circuit Total	1,277	92%	92%	51	4%	96%	60	4%	100%	1,388	77
5	Andrew	484	96%	96%	7	1%	97%	13	3%	100%	504	79
	Buchanan	2,232	96%	96%	57	2%	99%	33	1%	100%	2,322	62
	Circuit Total	2,716	96%	96%	64	2%	98%	46	2%	100%	2,826	65
6	Platte	1,969	71%	71%	276	10%	81%	543	19%	100%	2,788	152
	Circuit Total	1,969	71%	71%	276	10%	81%	543	19%	100%	2,788	152
7	Clay	2,582	75%	75%	440	13%	87%	436	13%	100%	3,458	142
	Circuit Total	2,582	75%	75%	440	13%	87%	436	13%	100%	3,458	142
8	Carroll	150	87%	87%	8	5%	91%	15	9%	100%	173	108
	Ray	416	66%	66%	97	15%	82%	113	18%	100%	626	158
	Circuit Total	566	71%	71%	105	13%	84%	128	16%	100%	799	147
9	Chariton	162	88%	88%	12	7%	95%	10	5%	100%	184	93
	Linn	448	83%	83%	51	9%	92%	43	8%	100%	542	110
	Sullivan	77	72%	72%	14	13%	85%	16	15%	100%	107	140
	Circuit Total	687	82%	82%	77	9%	92%	69	8%	100%	833	110
10	Marion	696	95%	95%	14	2%	97%	20	3%	100%	730	64
	Monroe	155	99%	99%	1	1%	100%	0	0%	100%	156	55
	Ralls	365	92%	92%	18	5%	97%	13	3%	100%	396	82
	Circuit Total	1,216	95%	95%	33	3%	97%	33	3%	100%	1,282	68
11	St. Charles	1,876	59%	59%	472	15%	73%	853	27%	100%	3,201	191
	Circuit Total	1,876	59%	59%	472	15%	73%	853	27%	100%	3,201	191
12	Audrain	685	86%	86%	66	8%	94%	47	6%	100%	798	98
	Montgomery	508	86%	86%	44	7%	94%	37	6%	100%	589	162
	Warren	561	77%	77%	77	11%	88%	88	12%	100%	726	123
	Circuit Total	1,754	83%	83%	187	9%	92%	172	8%	100%	2,113	124
13	Boone	2,782	67%	67%	506	12%	79%	877	21%	100%	4,165	154
	Callaway	1,437	84%	84%	131	8%	91%	146	9%	100%	1,714	97
	Circuit Total	4,219	72%	72%	637	11%	83%	1,023	17%	100%	5,879	138
14	Howard	199	79%	79%	36	14%	94%	16	6%	100%	251	113
	Randolph	884	81%	81%	108	10%	91%	96	9%	100%	1,088	104
	Circuit Total	1,083	81%	81%	144	11%	92%	112	8%	100%	1,339	105
15	Lafayette	693	79%	79%	77	9%	88%	102	12%	100%	872	208
	Saline	417	81%	81%	58	11%	92%	42	8%	100%	517	112
	Circuit Total	1,110	80%	80%	135	10%	90%	144	10%	100%	1,389	172
16	Jackson	4,047	70%	70%	691	12%	82%	1,068	18%	100%	5,806	180
	Circuit Total	4,047	70%	70%	691	12%	82%	1,068	18%	100%	5,806	180
17	Cass	378	43%	43%	104	12%	55%	392	45%	100%	874	251
	Johnson	563	81%	81%	64	9%	90%	71	10%	100%	698	132
	Circuit Total	941	60%	60%	168	11%	71%	463	29%	100%	1,572	198
18	Cooper	675	76%	76%	97	11%	87%	114	13%	100%	886	124
	Pettis	1,344	85%	85%	129	8%	93%	111	7%	100%	1,584	101
	Circuit Total	2,019	82%	82%	226	9%	91%	225	9%	100%	2,470	109
19	Cole	2,323	77%	77%	263	9%	85%	450	15%	100%	3,036	132
	Circuit Total	2,323	77%	77%	263	9%	85%	450	15%	100%	3,036	132
20	Franklin	1,203	47%	47%	248	10%	57%	1,084	43%	100%	2,535	279
	Gasconade	205	71%	71%	32	11%	82%	52	18%	100%	289	141
	Osage	219	80%	80%	20	7%	87%	35	13%	100%	274	128
	Circuit Total	1,627	53%	53%	300	10%	62%	1,171	38%	100%	3,098	253
21	St. Louis County	5,144	71%	71%	733	10%	81%	1,368	19%	100%	7,245	161
	Circuit Total	5,144	71%	71%	733	10%	81%	1,368	19%	100%	7,245	161
22	City of St. Louis	2,226	85%	85%	137	5%	90%	251	10%	100%	2,614	105
	Circuit Total	2,226	85%	85%	137	5%	90%	251	10%	100%	2,614	105
23	Jefferson	1,647	50%	50%	495	15%	65%	1,156	35%	100%	3,298	223
	Circuit Total	1,647	50%	50%	495	15%	65%	1,156	35%	100%	3,298	223
24	Madison	308	87%	87%	29	8%	95%	19	5%	100%	356	87
	St. Francois	1,036	69%	69%	121	8%	77%	340	23%	100%	1,497	171
	Ste. Genevieve	545	77%	77%	65	9%	86%	99	14%	100%	709	132
	Washington	487	89%	89%	33	6%	95%	30	5%	100%	550	97
	Circuit Total	2,376	76%	76%	248	8%	84%	488	16%	100%	3,112	140

Table 67
Associate Court, FY 2020
Age of Cases at Disposition, Associate Criminal Cases

Cir. No.	County	90% in 6 months			95% in 8 months			Over 8 months			Total Cases Disposed	Average Age (in Days)
		No.	%	Cum. %	No.	%	Cum. %	No.	%	Cum. %		
25	Maries	237	89%	89%	17	6%	95%	13	5%	100%	267	88
	Phelps	1,084	88%	88%	96	8%	96%	47	4%	100%	1,227	86
	Pulaski	1,552	95%	95%	52	3%	98%	27	2%	100%	1,631	69
	Texas	933	95%	95%	32	3%	98%	15	2%	100%	980	67
	Circuit Total	3,806	93%	93%	197	5%	98%	102	2%	100%	4,105	75
26	Camden	1,162	79%	79%	147	10%	89%	166	11%	100%	1,475	120
	Laclede	1,058	90%	90%	92	8%	97%	31	3%	100%	1,181	87
	Miller	1,092	70%	70%	168	11%	81%	293	19%	100%	1,553	141
	Moniteau	344	66%	66%	82	16%	81%	98	19%	100%	524	145
	Morgan	659	89%	89%	53	7%	97%	25	3%	100%	737	95
	Circuit Total	4,315	79%	79%	542	10%	89%	613	11%	100%	5,470	118
27	Bates	260	50%	50%	43	8%	58%	215	42%	100%	518	310
	Henry	349	54%	54%	95	15%	69%	199	31%	100%	643	214
	St. Clair	340	88%	88%	25	6%	94%	22	6%	100%	387	91
	Circuit Total	949	61%	61%	163	11%	72%	436	28%	100%	1,548	215
28	Barton	162	74%	74%	13	6%	80%	43	20%	100%	218	136
	Cedar	324	71%	71%	37	8%	80%	93	20%	100%	454	148
	Dade	130	82%	82%	14	9%	91%	14	9%	100%	158	135
	Vernon	663	74%	74%	75	8%	82%	160	18%	100%	898	140
	Circuit Total	1,279	74%	74%	139	8%	82%	310	18%	100%	1,728	141
29	Jasper	2,187	74%	74%	241	8%	82%	522	18%	100%	2,950	129
	Circuit Total	2,187	74%	74%	241	8%	82%	522	18%	100%	2,950	129
30	Benton	358	82%	82%	36	8%	91%	40	9%	100%	434	123
	Dallas	532	94%	94%	20	4%	97%	16	3%	100%	568	71
	Hickory	351	89%	89%	23	6%	94%	22	6%	100%	396	78
	Polk	1,550	90%	90%	111	6%	96%	69	4%	100%	1,730	90
	Webster	595	74%	74%	134	17%	90%	80	10%	100%	809	131
	Circuit Total	3,386	86%	86%	324	8%	94%	227	6%	100%	3,937	98
31	Greene	3,632	59%	59%	868	14%	73%	1,654	27%	100%	6,154	185
	Circuit Total	3,632	59%	59%	868	14%	73%	1,654	27%	100%	6,154	185
32	Bollinger	266	96%	96%	5	2%	98%	5	2%	100%	276	65
	Cape Girardeau	1,696	96%	96%	44	2%	98%	28	2%	100%	1,768	64
	Perry	538	83%	83%	50	8%	91%	57	9%	100%	645	119
	Circuit Total	2,500	93%	93%	99	4%	97%	90	3%	100%	2,689	77
33	Mississippi	425	94%	94%	21	5%	98%	7	2%	100%	453	86
	Scott	1,313	94%	94%	52	4%	98%	25	2%	100%	1,390	78
	Circuit Total	1,738	94%	94%	73	4%	98%	32	2%	100%	1,843	80
34	New Madrid	772	89%	89%	40	5%	94%	54	6%	100%	866	96
	Pemiscot	930	94%	94%	30	3%	97%	31	3%	100%	991	82
	Circuit Total	1,702	92%	92%	70	4%	95%	85	5%	100%	1,857	89
35	Dunklin	2,482	96%	96%	44	2%	98%	59	2%	100%	2,585	68
	Stoddard	1,098	93%	93%	28	2%	95%	60	5%	100%	1,186	77
	Circuit Total	3,580	95%	95%	72	2%	97%	119	3%	100%	3,771	71
36	Butler	1,708	89%	89%	103	5%	94%	111	6%	100%	1,922	90
	Ripley	570	88%	88%	34	5%	93%	44	7%	100%	648	90
	Circuit Total	2,278	89%	89%	137	5%	94%	155	6%	100%	2,570	90
37	Carter	307	74%	74%	30	7%	81%	77	19%	100%	414	277
	Howell	858	73%	73%	119	10%	83%	201	17%	100%	1,178	181
	Oregon	204	75%	75%	15	6%	81%	53	19%	100%	272	172
	Shannon	282	77%	77%	29	8%	85%	53	15%	100%	364	126
	Circuit Total	1,651	74%	74%	193	9%	83%	384	17%	100%	2,228	189
38	Christian	1,241	69%	69%	242	13%	82%	328	18%	100%	1,811	155
	Circuit Total	1,241	69%	69%	242	13%	82%	328	18%	100%	1,811	155
39	Barry	877	86%	86%	68	7%	92%	79	8%	100%	1,024	109
	Lawrence	660	75%	75%	74	8%	84%	144	16%	100%	878	139
	Stone	736	81%	81%	63	7%	88%	112	12%	100%	911	121
	Circuit Total	2,273	81%	81%	205	7%	88%	335	12%	100%	2,813	122
40	McDonald	765	80%	80%	61	6%	86%	131	14%	100%	957	116
	Newton	1,132	56%	56%	190	9%	65%	713	35%	100%	2,035	222
	Circuit Total	1,897	63%	63%	251	8%	72%	844	28%	100%	2,992	188
41	Macon	343	90%	90%	23	6%	96%	15	4%	100%	381	86
	Shelby	169	91%	91%	7	4%	95%	10	5%	100%	186	90
Circuit Total	512	90%	90%	30	5%	96%	25	4%	100%	567	87	
42	Crawford	953	74%	74%	141	11%	85%	186	15%	100%	1,280	134
	Dent	577	91%	91%	33	5%	96%	23	4%	100%	633	85
	Iron	254	81%	81%	16	5%	87%	42	13%	100%	312	151
	Reynolds	200	95%	95%	7	3%	98%	4	2%	100%	211	77
	Wayne	675	86%	86%	48	6%	92%	59	8%	100%	782	103
	Circuit Total	2,659	83%	83%	245	8%	90%	314	10%	100%	3,218	115
43	Caldwell	303	91%	91%	18	5%	96%	12	4%	100%	333	72
	Clinton	508	86%	86%	62	11%	97%	20	3%	100%	590	98
	Daviess	219	83%	83%	19	7%	90%	26	10%	100%	264	110
	DeKalb	328	83%	83%	27	7%	90%	39	10%	100%	394	123
	Livingston	535	94%	94%	21	4%	98%	12	2%	100%	568	69
	Circuit Total	1,893	88%	88%	147	7%	95%	109	5%	100%	2,149	92
44	Douglas	379	90%	90%	18	4%	94%	25	6%	100%	422	86
	Ozark	381	86%	86%	35	8%	94%	26	6%	100%	442	91
	Wright	575	95%	95%	20	3%	99%	9	1%	100%	604	71
	Circuit Total	1,335	91%	91%	73	5%	96%	60	4%	100%	1,468	81
45	Lincoln	574	61%	61%	100	11%	71%	270	29%	100%	944	196
	Pike	349	81%	81%	28	6%	87%	55	13%	100%	432	170
Circuit Total	923	67%	67%	128	9%	76%	325	24%	100%	1,376	188	
46	Taney	1,665	75%	75%	198	9%	84%	353	16%	100%	2,216	137
	Circuit Total	1,665	75%	75%	198	9%	84%	353	16%	100%	2,216	137
STATE TOTAL		93,558	77%	77%	10,623	9%	85%	17,782	15%	100%	121,963	136

Table 68
Age of Cases at Disposition, FY 2020
Percentage of Cases Within Time Standards Limits

Circuit	Circuit Civil		Domestic Relations		Circuit Felony		Associate Civil		Associate Criminal	
	90% in 24 mos	95% in 30 mos	90% in 10 mos	95% in 14 mos	90% in 10 mos	95% in 14 mos	90% in 6 mos	95% in 12 mos	90% in 6 mos	95% in 8 mos
1	90%	96%	90%	96%	91%	97%	88%	98%	86%	93%
2	87%	92%	93%	98%	74%	85%	97%	100%	94%	97%
3	89%	92%	92%	95%	95%	98%	90%	99%	95%	98%
4	92%	98%	86%	92%	79%	89%	93%	99%	92%	96%
5	94%	97%	94%	97%	97%	98%	82%	97%	96%	98%
6	88%	94%	86%	92%	68%	77%	89%	99%	71%	81%
7	81%	90%	84%	90%	75%	86%	87%	99%	75%	87%
8	76%	81%	86%	90%	82%	92%	84%	98%	71%	84%
9	89%	94%	89%	95%	83%	88%	91%	97%	82%	92%
10	91%	98%	96%	99%	88%	95%	92%	99%	95%	97%
11	86%	91%	83%	88%	83%	89%	85%	96%	59%	73%
12	80%	86%	87%	90%	86%	91%	84%	95%	83%	92%
13	83%	88%	90%	95%	79%	88%	84%	98%	72%	83%
14	94%	98%	93%	98%	90%	97%	93%	100%	81%	92%
15	85%	91%	87%	92%	96%	98%	90%	99%	80%	90%
16	93%	96%	90%	95%	82%	91%	74%	97%	70%	82%
17	85%	92%	82%	88%	84%	93%	83%	97%	60%	71%
18	88%	92%	92%	96%	88%	96%	88%	98%	82%	91%
19	79%	83%	94%	97%	59%	73%	88%	99%	77%	85%
20	74%	84%	87%	91%	62%	75%	84%	97%	53%	62%
21	83%	90%	89%	94%	63%	78%	84%	98%	71%	81%
22	70%	78%	83%	88%	66%	82%	80%	95%	85%	90%
23	83%	89%	85%	89%	89%	95%	85%	97%	50%	65%
24	82%	88%	88%	92%	79%	87%	81%	95%	76%	84%
25	89%	94%	89%	94%	91%	97%	92%	99%	93%	98%
26	87%	92%	91%	95%	85%	91%	88%	99%	79%	89%
27	85%	91%	89%	92%	64%	72%	83%	94%	61%	72%
28	90%	92%	91%	94%	80%	88%	77%	93%	74%	82%
29	80%	88%	86%	91%	68%	82%	85%	96%	74%	82%
30	91%	97%	91%	97%	84%	93%	92%	99%	86%	94%
31	83%	90%	89%	93%	71%	81%	90%	99%	59%	73%
32	91%	94%	87%	92%	89%	95%	89%	99%	93%	97%
33	78%	84%	90%	93%	80%	89%	94%	99%	94%	98%
34	87%	94%	91%	94%	76%	83%	88%	97%	92%	95%
35	81%	86%	82%	86%	86%	91%	87%	97%	95%	97%
36	89%	94%	93%	95%	88%	95%	84%	97%	89%	94%
37	77%	85%	89%	93%	71%	79%	81%	98%	74%	83%
38	78%	87%	82%	87%	70%	83%	77%	96%	69%	82%
39	87%	92%	86%	91%	72%	83%	85%	97%	81%	88%
40	92%	96%	89%	92%	78%	86%	80%	96%	63%	72%
41	76%	88%	89%	93%	89%	92%	91%	100%	90%	96%
42	85%	93%	90%	93%	83%	89%	83%	97%	83%	90%
43	81%	85%	85%	90%	96%	99%	88%	97%	88%	95%
44	84%	91%	88%	93%	93%	96%	92%	100%	91%	96%
45	92%	95%	91%	94%	77%	87%	81%	97%	67%	76%
46	83%	89%	90%	92%	87%	94%	82%	96%	75%	84%
State Total:	80%	87%	88%	93%	79%	88%	83%	97%	77%	85%

Data outlined represent achievement of time standards category.

Table 69
Circuit Court, FY20
Child Abuse and Neglect Hearings

Data are based on reports submitted by the presiding judge of each circuit as required by Court Operating Rule 23.01.

Circuit	Hearings Held Timely		Hearings Held Late		Hearings Due Not Held		Total Hearings
	# of Hearings	(%)	# of Hearings	(%)	# of Hearings	(%)	
1	285	100%	0	0%	0	0%	285
2	590	99%	1	0%	6	1%	597
3	364	96%	11	3%	6	2%	381
4	311	91%	29	9%	0	0%	340
5	503	98%	7	1%	1	0%	511
6	166	98%	2	1%	1	1%	169
7	544	90%	53	9%	8	1%	605
8	100	95%	5	5%	0	0%	105
9	431	95%	12	3%	13	3%	456
10	568	85%	49	7%	55	8%	672
11	960	88%	84	8%	42	4%	1,086
12	631	98%	12	2%	3	0%	646
13	1,753	97%	39	2%	20	1%	1,812
14	611	92%	35	5%	16	2%	662
15	317	94%	19	6%	0	0%	336
16	4,507	73%	782	13%	847	14%	6,136
17	949	92%	43	4%	38	4%	1,030
18	352	99%	3	1%	0	0%	355
19	733	98%	5	1%	7	1%	745
20	1,281	93%	67	5%	27	2%	1,375
21	3,969	91%	190	4%	186	4%	4,345
22	1,983	87%	150	7%	142	6%	2,275
23	2,421	95%	71	3%	61	2%	2,553
24	2,619	98%	47	2%	9	0%	2,675
25	2,056	98%	33	2%	0	0%	2,089
26	1,529	100%	0	0%	0	0%	1,529
27	465	98%	4	1%	7	1%	476
28	274	86%	36	11%	7	2%	317
29	1,637	97%	47	3%	9	1%	1,693
30	976	98%	11	1%	6	1%	993
31	2,768	98%	43	2%	6	0%	2,817
32	1,309	88%	148	10%	36	2%	1,493
33	740	96%	17	2%	13	2%	770
34	933	95%	37	4%	12	1%	982
35	1,197	92%	57	4%	53	4%	1,307
36	847	82%	125	12%	58	6%	1,030
37	624	83%	57	8%	73	10%	754
38	562	98%	6	1%	8	1%	576
39	1,417	100%	0	0%	0	0%	1,417
40	887	88%	92	9%	26	3%	1,005
41	488	100%	0	0%	0	0%	488
42	1,358	98%	24	2%	8	1%	1,390
43	521	92%	23	4%	24	4%	568
44	701	97%	1	0%	17	2%	719
45	696	96%	19	3%	9	1%	724
46	1,034	100%	0	0%	0	0%	1,034
Total	49,967	92%	2,496	5%	1860	3%	54,323

(): percentage of current circuit total

Table 70
Circuit Court, FY20
Child Abuse and Neglect Hearings
Reason for Delay

	Reason for Delay	
	# of Hearings	(%)
Unavailable Court Date	483	11.1%
Unavailable Judicial Officer	6	0.1%
Unavailable Counsel/GAL	160	3.7%
Unavailable Lay Witness	16	0.4%
Unavailable Professional Witness	9	0.2%
Unavailable Medical Evidence	29	0.7%
Other	450	10.3%
Unavailable Child Service Worker	19	0.4%
Unavailable Juvenile Officer	13	0.3%
Unavailable Parent	34	0.8%
Unavailable Report from Third Party	1	0.0%
Unavailable Report from DSS CD	47	1.1%
Change of Judge	36	0.8%
Contested Hearing Requested	222	5.1%
Parent Requesting Attorney	239	5.5%
Unsuccessful Service	90	2.1%
Order for Publication Issued	134	3.1%
Courthouse Closed by Judiciary	2263	52.0%
Error Made with Scheduling	105	2.4%
Reason Not Reported*	0	0
Total	4,356	100.0%

*Category "Reason Not Reported" is now being reported when delay reasons are not provided.

CIRCUIT COURT

Treatment Court

Table 71
Treatment Court, FY 2020
Admissions and Exits by Disposition Type*

Cir. No.	County	Admissions	Exits	Exit Disposition				Participants as of 6/30/2020
				Graduate	% Total	Termination**	% Total	
1	Clark	7	11	4	36.4%	7	63.6%	6
	Schuyler	0	0	0	0.0%	0	0.0%	0
	Scotland	0	0	0	0.0%	0	0.0%	0
	Circuit Total	7	11	4	36.4%	7	63.6%	6
2	Adair	1	0	0	0.0%	0	0.0%	49
	Knox	0	0	0	0.0%	0	0.0%	0
	Lewis	0	0	0	0.0%	0	0.0%	10
	Circuit Total	1	0	0	0.0%	0	0.0%	59
3	Grundy	20	11	5	45.5%	6	54.5%	18
	Harrison	5	6	5	83.3%	1	16.7%	4
	Mercer	0	1	0	0.0%	1	100.0%	0
	Putnam	2	2	2	100.0%	0	0.0%	3
	Circuit Total	27	20	12	60.0%	8	40.0%	25
4	Atchison	1	0	0	0.0%	0	0.0%	1
	Gentry	0	1	0	0.0%	1	100.0%	0
	Holt	1	0	0	0.0%	0	0.0%	1
	Nodaway	11	14	7	50.0%	7	50.0%	10
	Worth	0	0	0	0.0%	0	0.0%	0
	Circuit Total	13	15	7	46.7%	8	53.3%	12
5	Andrew	0	0	0	0.0%	0	0.0%	0
	Buchanan	80	58	36	62.1%	22	37.9%	137
	Circuit Total	80	58	36	62.1%	22	37.9%	137
6	Platte	11	20	20	100.0%	0	0.0%	16
	Circuit Total	11	20	20	100.0%	0	0.0%	16
7	Clay	21	23	21	91.3%	2	8.7%	47
	Circuit Total	21	23	21	91.3%	2	8.7%	47
8	Carroll	0	0	0	0.0%	0	0.0%	0
	Ray	13	12	8	66.7%	4	33.3%	15
	Circuit Total	13	12	8	66.7%	4	33.3%	15
9	Chariton	11	6	3	50.0%	3	50.0%	13
	Linn	24	19	11	57.9%	8	42.1%	30
	Sullivan	6	7	6	85.7%	1	14.3%	9
	Circuit Total	41	32	20	62.5%	12	37.5%	52
10	Marion	4	1	1	100.0%	0	0.0%	36
	Monroe	0	0	0	0.0%	0	0.0%	0
	Ralls	0	0	0	0.0%	0	0.0%	0
	Circuit Total	4	1	1	100.0%	0	0.0%	36
11	St. Charles	44	50	33	66.0%	17	34.0%	45
	Circuit Total	44	50	33	66.0%	17	34.0%	45
12	Audrain	5	10	8	80.0%	2	20.0%	13
	Montgomery	2	2	2	100.0%	0	0.0%	3
	Warren	7	5	3	60.0%	2	40.0%	11
	Circuit Total	14	17	13	76.5%	4	23.5%	27
13	Boone	124	71	55	77.5%	16	22.5%	132
	Callaway	3	13	9	69.2%	4	30.8%	19
	Circuit Total	127	84	64	76.2%	20	23.8%	151
14	Howard	0	0	0	0.0%	0	0.0%	0
	Randolph	10	5	3	60.0%	2	40.0%	11
	Circuit Total	10	5	3	60.0%	2	40.0%	11
15	Lafayette	7	13	6	46.2%	7	53.8%	11
	Saline	6	7	4	57.1%	3	42.9%	5
	Circuit Total	13	20	10	50.0%	10	50.0%	16
16	Jackson	374	275	177	64.4%	98	35.6%	1,336
	Circuit Total	374	275	177	64.4%	98	35.6%	1,336
17	Cass	11	9	9	100.0%	0	0.0%	26
	Johnson	25	8	6	75.0%	2	25.0%	29
	Circuit Total	36	17	15	88.2%	2	11.8%	55
18	Cooper	1	5	5	100.0%	0	0.0%	1
	Pettis	7	10	9	90.0%	1	10.0%	12
	Circuit Total	8	15	14	93.3%	1	6.7%	13
19	Cole	27	44	34	77.3%	10	22.7%	37
	Circuit Total	27	44	34	77.3%	10	22.7%	37
20	Franklin	22	14	11	78.6%	3	21.4%	23
	Gasconade	0	0	0	0.0%	0	0.0%	0
	Osage	9	13	8	61.5%	5	38.5%	10
	Circuit Total	31	27	19	70.4%	8	29.6%	33
21	St. Louis County	81	69	47	68.1%	22	31.9%	115
	Circuit Total	81	69	47	68.1%	22	31.9%	115
22	St. Louis City	104	122	67	54.9%	55	45.1%	221
	Circuit Total	104	122	67	54.9%	55	45.1%	221

*Includes reintegration, veterans, and adult, family and juvenile drug court participants.

**Termination includes termination and voluntary withdrawal docket types.

Table 71
Treatment Court, FY 2020
Admissions and Exits by Disposition Type*

Cir. No.	County	Admissions	Exits	Exit Disposition				Participants as of 6/30/2020
				Graduate	% Total	Termination**	% Total	
23	Jefferson	13	18	13	72.2%	5	27.8%	30
	Circuit Total	13	18	13	72.2%	5	27.8%	30
24	Madison	2	1	0	0.0%	1	100.0%	7
	St. Francois	18	15	5	33.3%	10	66.7%	26
	Ste. Genevieve	7	4	1	25.0%	3	75.0%	8
	Washington	6	13	5	38.5%	8	61.5%	10
	Circuit Total	33	33	11	33.3%	22	66.7%	51
25	Maries	0	0	0	0.0%	0	0.0%	0
	Phelps	7	2	2	100.0%	0	0.0%	22
	Pulaski	23	27	13	48.1%	14	51.9%	23
	Texas	0	0	0	0.0%	0	0.0%	0
	Circuit Total	30	29	15	51.7%	14	48.3%	45
26	Camden	16	12	6	50.0%	6	50.0%	14
	Miller	2	2	2	100.0%	0	0.0%	4
	Moniteau	2	2	2	100.0%	0	0.0%	2
	Circuit Total	20	16	10	0.0%	6	0.0%	20
27	Bates	3	6	6	100.0%	0	0.0%	6
	Henry	4	1	1	100.0%	0	0.0%	8
	St. Clair	2	2	2	100.0%	0	0.0%	1
	Circuit Total	9	9	9	100.0%	0	0.0%	15
28	Barton	2	2	1	50.0%	1	50.0%	2
	Cedar	2	3	3	100.0%	0	0.0%	3
	Dade	3	7	5	71.4%	2	28.6%	3
	Vernon	7	9	6	66.7%	3	33.3%	12
	Circuit Total	14	21	15	71.4%	6	28.6%	20
29	Jasper	42	23	21	91.3%	2	8.7%	78
	Circuit Total	42	23	21	91.3%	2	8.7%	78
30	Benton	2	0	0	0.0%	0	0.0%	5
	Dallas	0	0	0	0.0%	0	0.0%	0
	Hickory	0	0	0	0.0%	0	0.0%	0
	Polk	0	0	0	0.0%	0	0.0%	0
	Webster	8	12	1	8.3%	11	91.7%	11
	Circuit Total	10	12	1	8.3%	11	91.7%	16
31	Greene	56	230	182	79.1%	48	20.9%	374
	Circuit Total	56	230	182	79.1%	48	20.9%	374
32	Bollinger	0	0	0	0.0%	0	0.0%	0
	Cape Girardeau	20	14	5	35.7%	9	64.3%	29
	Perry	0	0	0	0.0%	0	0.0%	0
	Circuit Total	20	14	5	35.7%	9	64.3%	29
33	Mississippi	13	3	1	33.3%	2	66.7%	14
	Scott	33	16	7	43.8%	9	56.3%	46
	Circuit Total	46	19	8	42.1%	11	57.9%	60
34	New Madrid	5	4	2	50.0%	2	50.0%	5
	Pemiscot	0	0	0	0.0%	0	0.0%	0
	Circuit Total	5	4	2	50.0%	2	50.0%	5
35	Dunklin	22	46	35	76.1%	11	23.9%	36
	Stoddard	3	7	4	57.1%	3	42.9%	3
	Circuit Total	25	53	39	73.6%	14	26.4%	39
36	Butler	25	24	17	70.8%	7	29.2%	31
	Ripley	4	12	9	75.0%	3	25.0%	11
	Circuit Total	29	36	26	72.2%	10	27.8%	42
37	Carter	2	0	0	0.0%	0	0.0%	2
	Howell	12	15	4	26.7%	11	73.3%	12
	Oregon	6	3	0	0.0%	3	100.0%	3
	Shannon	3	3	0	0.0%	3	100.0%	4
	Circuit Total	23	21	4	19.0%	17	81.0%	21
38	Christian	17	17	13	76.5%	4	23.5%	24
	Circuit Total	17	17	13	76.5%	4	23.5%	24
39	Barry	11	12	8	66.7%	4	33.3%	20
	Lawrence	28	30	20	66.7%	10	33.3%	35
	Stone	22	26	18	69.2%	8	30.8%	54
	Circuit Total	61	68	46	67.6%	22	32.4%	109
40	McDonald	18	22	18	81.8%	4	18.2%	22
	Newton	10	10	7	70.0%	3	30.0%	13
	Circuit Total	28	32	25	78.1%	7	21.9%	35
41	Macon	4	6	5	83.3%	1	16.7%	18
	Shelby	0	0	0	0.0%	0	0.0%	0
	Circuit Total	4	6	5	83.3%	1	16.7%	18
42	Crawford	14	18	15	83.3%	3	16.7%	22
	Dent	8	7	2	28.6%	5	71.4%	21
	Iron	8	5	4	80.0%	1	20.0%	17
	Reynolds	16	6	1	16.7%	5	83.3%	17
	Wayne	10	12	5	41.7%	7	58.3%	19
	Circuit Total	56	48	27	56.3%	21	43.8%	96
44	Douglas	14	14	9	64.3%	5	35.7%	15
	Ozark	8	12	3	25.0%	9	75.0%	6
	Wright	23	30	18	60.0%	12	40.0%	27
	Circuit Total	45	56	30	53.6%	26	46.4%	48
45	Lincoln	39	27	17	63.0%	10	37.0%	54
	Pike	7	13	5	38.5%	8	61.5%	5
	Circuit Total	46	40	22	55.0%	18	45.0%	59
46	Taney	8	18	13	72.2%	5	27.8%	16
	Circuit Total	8	18	13	72.2%	5	27.8%	16
	STATE TOTAL	1,727	1,760	1,167	66.3%	593	33.7%	3,715

*Includes reintegration, veterans, and adult, family and juvenile drug court participants.
**Termination includes termination and voluntary withdrawal docket types.

Table 72
Treatment Court - DWI Case Types Only, FY 2020
Admissions and Exits by Disposition Type

Cir. No.	County	Admissions	Exits	Exit Disposition				Participants as of 6/30/2020
				Graduate	% Total	Termination*	% Total	
1	Clark	0	3	3	100.0%	0	0.0%	3
	Schuyler	0	0	0	0.0%	0	0.0%	0
	Scotland	0	0	0	0.0%	0	0.0%	0
	Circuit Total	0	3	3	100.0%	0	0.0%	3
2	Adair	0	0	0	0.0%	0	0.0%	1
	Knox	0	0	0	0.0%	0	0.0%	0
	Lewis	0	0	0	0.0%	0	0.0%	0
	Circuit Total	0	0	0	0.0%	0	0.0%	1
3	Grundy	0	0	0	0.0%	0	0.0%	0
	Harrison	0	0	0	0.0%	0	0.0%	0
	Mercer	0	0	0	0.0%	0	0.0%	0
	Putnam	0	0	0	0.0%	0	0.0%	0
Circuit Total	0	0	0	0.0%	0	0.0%	0	
4	Atchison	0	0	0	0.0%	0	0.0%	0
	Gentry	0	0	0	0.0%	0	0.0%	0
	Holt	0	1	1	100.0%	0	0.0%	1
	Nodaway	2	0	0	0.0%	0	0.0%	3
	Worth	0	0	0	0.0%	0	0.0%	0
	Circuit Total	2	1	1	100.0%	0	0.0%	4
5	Andrew	0	0	0	0.0%	0	0.0%	0
	Buchanan	13	15	14	93.3%	1	6.7%	27
	Circuit Total	13	15	14	93.3%	1	6.7%	27
6	Platte	20	17	15	88.2%	2	11.8%	19
	Circuit Total	20	17	15	88.2%	2	11.8%	19
7	Clay	0	0	0	0.0%	0	0.0%	0
	Circuit Total	0	0	0	0.0%	0	0.0%	0
8	Carroll	0	0	0	0.0%	0	0.0%	0
	Ray	0	0	0	0.0%	0	0.0%	0
	Circuit Total	0	0	0	0.0%	0	0.0%	0
9	Chariton	0	0	0	0.0%	0	0.0%	0
	Linn	0	0	0	0.0%	0	0.0%	0
	Sullivan	0	1	1	100.0%	0	0.0%	0
	Circuit Total	0	1	1	100.0%	0	0.0%	0
10	Marion	0	0	0	0.0%	0	0.0%	0
	Monroe	0	0	0	0.0%	0	0.0%	0
	Ralls	0	0	0	0.0%	0	0.0%	0
	Circuit Total	0	0	0	0.0%	0	0.0%	0
11	St. Charles	48	51	45	88.2%	6	11.8%	64
	Circuit Total	48	51	45	88.2%	6	11.8%	64
12	Audrain	1	2	2	100.0%	0	0.0%	5
	Montgomery	1	0	0	0.0%	0	0.0%	2
	Warren	3	5	5	100.0%	0	0.0%	11
Circuit Total	5	7	7	100.0%	0	0.0%	18	
13	Boone	21	26	26	100.0%	0	0.0%	24
	Callaway	1	5	5	100.0%	0	0.0%	5
	Circuit Total	22	31	31	100.0%	0	0.0%	29
14	Howard	0	0	0	0.0%	0	0.0%	0
	Randolph	0	0	0	0.0%	0	0.0%	0
	Circuit Total	0	0	0	0.0%	0	0.0%	0
15	Lafayette	0	0	0	0.0%	0	0.0%	0
	Saline	0	0	0	0.0%	0	0.0%	0
	Circuit Total	0	0	0	0.0%	0	0.0%	0
16	Jackson	0	0	0	0.0%	0	0.0%	1
	Circuit Total	0	0	0	0.0%	0	0.0%	1
17	Cass	7	11	11	100.0%	0	0.0%	14
	Johnson	0	0	0	0.0%	0	0.0%	0
	Circuit Total	7	11	11	100.0%	0	0.0%	14
18	Cooper	0	0	0	0.0%	0	0.0%	0
	Pettis	0	0	0	0.0%	0	0.0%	0
	Circuit Total	0	0	0	0.0%	0	0.0%	0
19	Cole	16	24	23	95.8%	1	4.2%	24
	Circuit Total	16	24	23	95.8%	1	4.2%	24
20	Franklin	4	10	9	90.0%	1	10.0%	7
	Gasconade	0	0	0	0.0%	0	0.0%	0
	Osage	2	5	5	100.0%	0	0.0%	3
	Circuit Total	6	15	14	93.3%	1	6.7%	10
21	St. Louis County	50	48	46	95.8%	2	4.2%	124
	Circuit Total	50	48	46	95.8%	2	4.2%	124
22	St. Louis City	0	0	0	0.0%	0	0.0%	0
	Circuit Total	0	0	0	0.0%	0	0.0%	0

*Termination includes termination and voluntary withdrawal docket types.

Table 72
Treatment Court - DWI Case Types Only, FY 2020
Admissions and Exits by Disposition Type

Cir. No.	County	Admissions	Exits	Exit Disposition				Participants as of 6/30/2020
				Graduate	% Total	Termination*	% Total	
23	Jefferson	5	10	8	80.0%	2	20.0%	8
	Circuit Total	5	10	8	80.0%	2	20.0%	8
24	Madison	0	0	0	0.0%	0	0.0%	0
	St. Francois	3	1	0	0.0%	1	100.0%	4
	Ste. Genevieve	0	1	1	100.0%	0	0.0%	0
	Washington	0	0	0	0.0%	0	0.0%	0
	Circuit Total	3	2	1	50.0%	1	50.0%	4
25	Maries	0	0	0	0.0%	0	0.0%	0
	Phelps	0	0	0	0.0%	0	0.0%	0
	Pulaski	0	0	0	0.0%	0	0.0%	0
	Texas	0	0	0	0.0%	0	0.0%	0
	Circuit Total	0	0	0	0.0%	0	0.0%	0
26	Camden	9	12	11	91.7%	1	8.3%	12
	Miller	0	0	0	0.0%	0	0.0%	0
	Moniteau	0	0	0	0.0%	0	0.0%	0
	Circuit Total	9	12	11	91.7%	1	8.3%	12
27	Bates	0	0	0	0.0%	0	0.0%	0
	Henry	0	0	0	0.0%	0	0.0%	0
	St. Clair	0	0	0	0.0%	0	0.0%	0
	Circuit Total	0	0	0	0.0%	0	0.0%	0
28	Barton	0	0	0	0.0%	0	0.0%	1
	Cedar	1	0	0	0.0%	0	0.0%	3
	Dade	0	0	0	0.0%	0	0.0%	0
	Vernon	4	4	4	100.0%	0	0.0%	8
	Circuit Total	5	4	4	100.0%	0	0.0%	12
29	Jasper	10	15	15	100.0%	0	0.0%	22
	Circuit Total	10	15	15	100.0%	0	0.0%	22
30	Benton	0	0	0	0.0%	0	0.0%	0
	Dallas	0	0	0	0.0%	0	0.0%	0
	Hickory	0	0	0	0.0%	0	0.0%	0
	Polk	0	0	0	0.0%	0	0.0%	0
	Webster	0	0	0	0.0%	0	0.0%	0
	Circuit Total	0	0	0	0.0%	0	0.0%	0
31	Greene	16	67	58	86.6%	9	13.4%	89
	Circuit Total	16	67	58	86.6%	9	13.4%	89
32	Bollinger	0	0	0	0.0%	0	0.0%	0
	Cape Girardeau	4	2	2	100.0%	0	0.0%	10
	Perry	0	0	0	0.0%	0	0.0%	0
	Circuit Total	4	2	2	100.0%	0	0.0%	10
33	Mississippi	0	0	0	0.0%	0	0.0%	0
	Scott	2	5	3	60.0%	2	40.0%	4
	Circuit Total	2	5	3	60.0%	2	40.0%	4
35	Dunklin	6	5	3	60.0%	2	40.0%	8
	Stoddard	1	0	0	0.0%	0	0.0%	1
	Circuit Total	7	5	3	60.0%	2	40.0%	9
36	Butler	0	0	0	0.0%	0	0.0%	1
	Ripley	0	0	0	0.0%	0	0.0%	0
	Circuit Total	0	0	0	0.0%	0	0.0%	1
37	Carter	0	0	0	0.0%	0	0.0%	0
	Howell	0	0	0	0.0%	0	0.0%	0
	Oregon	0	0	0	0.0%	0	0.0%	0
	Shannon	0	0	0	0.0%	0	0.0%	0
	Circuit Total	0	0	0	0.0%	0	0.0%	0
38	Christian	12	15	13	86.7%	2	13.3%	17
	Circuit Total	12	15	13	86.7%	2	13.3%	17
39	Barry	2	8	8	100.0%	0	0.0%	5
	Lawrence	8	8	7	87.5%	1	12.5%	16
	Stone	5	3	2	66.7%	1	33.3%	11
	Circuit Total	15	19	17	89.5%	2	10.5%	32
40	McDonald	3	1	1	100.0%	0	0.0%	3
	Newton	5	6	6	100.0%	0	0.0%	9
	Circuit Total	8	7	7	100.0%	0	0.0%	12
41	Macon	0	0	0	0.0%	0	0.0%	0
	Shelby	0	0	0	0.0%	0	0.0%	0
	Circuit Total	0	0	0	0.0%	0	0.0%	0
42	Crawford	1	1	1	100.0%	0	0.0%	1
	Dent	0	3	3	100.0%	0	0.0%	0
	Iron	0	0	0	0.0%	0	0.0%	0
	Reynolds	1	0	0	0.0%	0	0.0%	2
	Wayne	0	0	0	0.0%	0	0.0%	0
	Circuit Total	2	4	4	100.0%	0	0.0%	3
44	Douglas	3	2	1	50.0%	1	50.0%	2
	Ozark	1	2	2	100.0%	0	0.0%	1
	Wright	1	3	2	66.7%	1	33.3%	2
	Circuit Total	5	7	5	71.4%	2	28.6%	5
45	Lincoln	6	16	15	93.8%	1	6.3%	9
	Pike	0	0	0	0.0%	0	0.0%	0
	Circuit Total	6	16	15	93.8%	1	6.3%	9
46	Taney	8	5	4	80.0%	1	20.0%	14
	Circuit Total	8	5	4	80.0%	1	20.0%	14
	STATE TOTAL	306	419	381	90.9%	38	9.1%	601

*Termination includes termination and voluntary withdrawal docket types.

“THIS PAGE WAS INTENTIONALLY LEFT BLANK.”

CIRCUIT COURT

Other Court Activity

Fiscal Year 2020 - Electronic Transfer of Court Records

Tables 73 and 74 summarize the transfer of electronic records from the judiciary to other governmental entities. Following is a brief explanation of each type of electronic transfer.

Table 73. Electronic Transfers - Criminal History, Traffic, NICS and Protection Orders¹

Electronic Criminal History Reporting. Each week, the Missouri judiciary reports criminal charge information from the circuit courts to the Missouri State Highway Patrol (MSHP) Criminal Records Repository. Reporting includes filing, disposition and sentencing information for all felony charges and qualifying misdemeanor and ordinance charges. Only dispositions with an Offense Cycle Number are reported. If even one charge on a case meets the criteria for reporting, all charges on that case will be reported to the MSHP.

Electronic Traffic Reporting. Each day (excluding weekends and holidays), the Missouri judiciary reports traffic offense dispositions to the Missouri Department of Revenue and the MSHP's Driving While Intoxicated Tracking System. Formerly referred to as Record(s) of Conviction, reportable information on traffic violations includes: a) tickets issued by the MSHP and county law enforcement; b) felonies and misdemeanors with associated sentence (e.g., driving while intoxicated, vehicular manslaughter, etc.); c) municipal ordinances adjudicated in a circuit court where the associate judge is a municipal judge; d) bond forfeitures; e) sentences on felonies, misdemeanors and ordinances when the defendant operated a vehicle in the commission of the violation; f) not guilty and suspended imposition of sentence dispositions involving alcohol and substance abuse; and g) dispositions amended updated and/or corrected by the court. Reporting includes those municipal division courts using the judiciary's statewide electronic case management system.

National Instant Criminal Background Check System (NICS). Monday through Friday (including holidays), the Missouri judiciary reports information on litigants, meeting the federal firearms prohibition to the MSHP's Criminal Records Repository (CRR). The CRR then reports this information to the federal government's NICS Index. Included in the reporting are defendants in criminal cases found not competent to proceed or not guilty by reason of mental disease, respondents in mental health cases who have been involuntarily committed to the Department of Mental Health, respondents in probate cases who have been declared fully incapacitated/disabled and limited incapacity/disability when the court ordered the firearm prohibition.

Electronic Protection Order Transfer. The Missouri judiciary reports court actions in adult abuse/stalking civil cases directly to law enforcement agencies. Information (i.e., temporary and full orders of protection, modifications, extensions, automatic renewals, dismissals and service) is immediately transferred upon entry into the circuit courts electronic case management system.

Table 74. Electronic Transfers – Prosecuting Attorney, and Missouri State Highway Patrol²

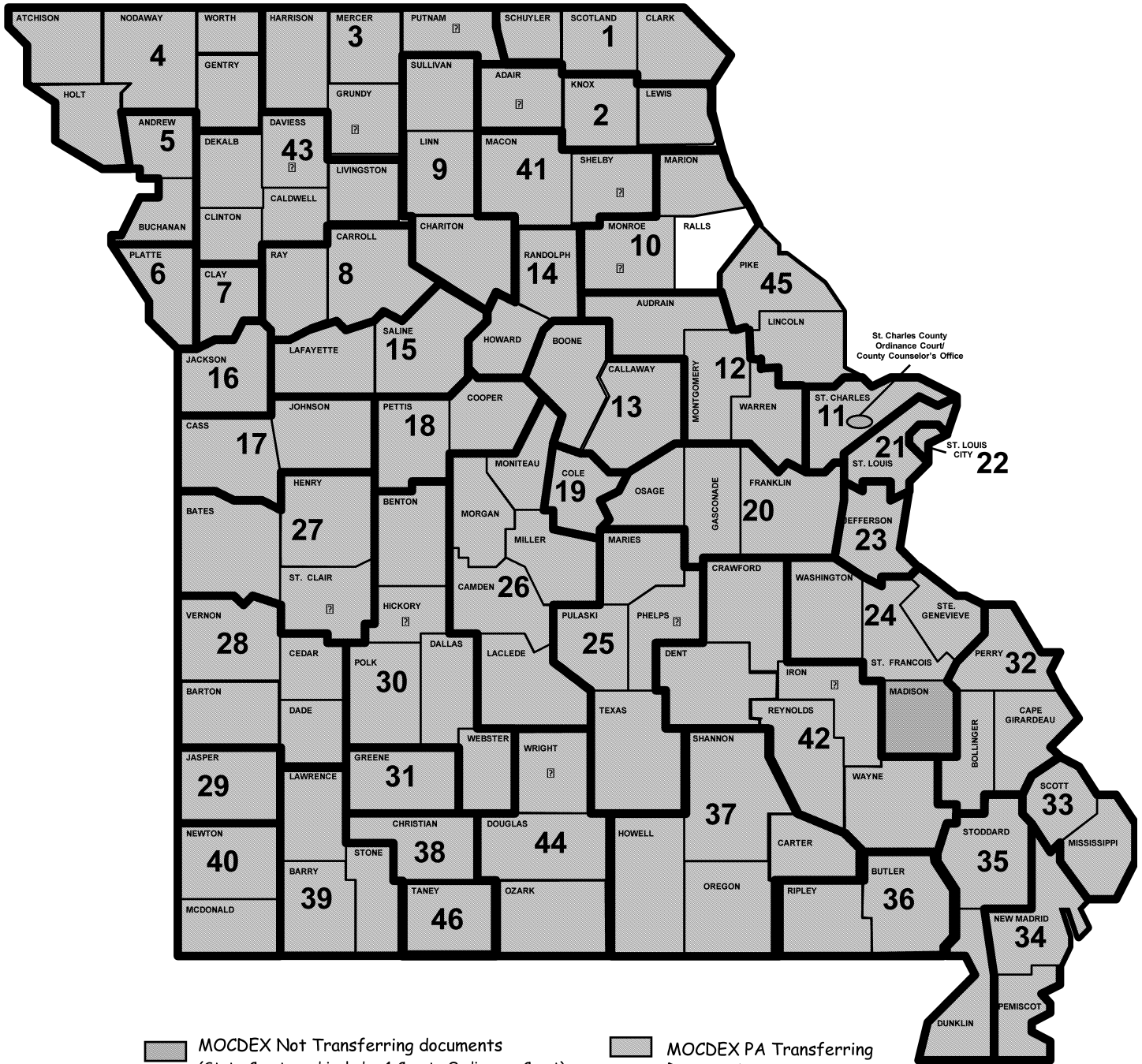
This table summarizes electronic transfers to the judiciary of: a) initial filings from prosecuting attorneys; and b) serious traffic offenses from the MSHP that cannot be processed through the FCC.

¹ Counts are the number of records, not cases, reported to the respective governmental entity. For example; a case with five criminal charges, an original sentence(s) of probation and subsequent suspension and reinstatement of probation may result in 15-20 Electronic Criminal History Reporting records.

² Counts are the number of records transferred to, but not necessarily accepted by, the court. Local court practice may require manual case entry and records not accepted within 90 days of transfer are automatically deleted from the queue. Only transfers from the originating agency to the court are included in the counts. For example, if a case originated with the MSHP but was transferred to the court by the Fine Collection Center, it would be counted as transferred by the MSHP.

PA Transfer of Initial Filings

September, 2020



- MOCDEX Not Transferring documents
(State Courts and includes 1 County Ordinance Court)
- MOCDEX PA Transferring Documents
- Implemented PA Transfer but Not Being Used
- Denotes MOPS Host County

Table 73
Circuit Court, FY 2020
Electronic Transfers to Criminal History, Traffic, NICS and Protection Orders*

Circuit	Criminal History Filings Reported to MSHP	Criminal History Dispositions Reported to MSHP	Electronic Traffic Reporting Dispositions to DOR and MSHP	National Instant Background Checks Reported	Electronic Protection Orders	Total
1	2,931	1,299	2,611	12	951	7,804
2	4,958	3,783	3,947	13	1,005	13,706
3	4,478	1,903	3,726	21	1,653	11,781
4	6,260	2,690	5,708	50	730	15,438
5	6,654	8,527	4,691	139	5,018	25,029
6	3,836	3,787	6,879	50	2,980	17,532
7	7,847	5,062	6,133	47	6,805	25,894
8	3,330	3,627	1,654	21	981	9,613
9	3,252	2,632	2,497	19	681	9,081
10	5,091	2,962	4,535	27	2,617	15,232
11	16,385	17,751	5,088	80	10,910	50,214
12	7,891	14,378	5,284	37	3,760	31,350
13	12,373	14,980	10,212	502	11,187	49,254
14	5,044	5,655	3,548	45	2,417	16,709
15	6,916	6,178	5,376	19	2,422	20,911
16	14,594	21,336	9,341	321	34,014	79,606
17	9,286	6,686	6,455	52	4,533	27,012
18	5,382	4,497	4,949	34	2,513	17,375
19	5,596	8,576	2,823	39	9,320	26,354
20	10,879	12,999	7,302	50	8,607	39,837
21	20,639	19,056	23,233	305	35,734	98,967
22	6,851	18,102	224	380	9,463	35,020
23	10,389	17,221	5,598	41	7,635	40,884
24	14,581	14,781	10,380	80	5,359	45,181
25	20,146	12,686	15,153	59	6,223	54,267
26	12,845	13,795	9,865	58	3,688	40,251
27	8,277	4,805	5,963	33	2,051	21,129
28	4,661	5,203	3,050	36	3,186	16,136
29	6,936	5,513	5,550	66	8,192	26,257
30	10,433	7,454	10,205	91	2,798	30,981
31	13,313	17,439	10,141	165	15,857	56,915
32	8,208	16,944	4,399	59	3,727	33,337
33	6,061	8,753	3,574	39	1,481	19,908
34	7,617	7,540	5,650	21	1,843	22,671
35	4,184	5,160	3,428	26	3,336	16,134
36	6,952	5,994	4,472	86	6,973	24,477
37	7,919	6,170	6,958	62	5,000	26,109
38	5,692	4,477	5,298	27	2,285	17,779
39	7,932	12,540	5,856	57	4,742	31,127
40	7,534	5,150	8,605	114	6,560	27,963
41	2,831	2,039	2,342	19	822	8,053
42	9,724	9,135	7,285	37	2,925	29,106
43	9,475	3,437	7,195	26	1,431	21,564
44	5,819	4,268	4,198	12	1,556	15,853
45	4,094	5,947	2,931	26	3,956	16,954
46	4,472	5,154	3,197	27	4,447	17,297
State Total	370,568	388,071	277,509	3,530	264,374	1,304,052

* Reported record is total number of records sent and NOT number of cases reported. For example, one criminal case with five charges, with probation, suspension and reinstatement reported for Criminal History will report at least 20 records.

Table 74
Circuit Court, FY 2020
Electronic Transfers from the Prosecuting Attorney, Fine Collection Center and Missouri State Highway Patrol*

Cir. No.	County	Prosecuting Attorney Electronic Filing to Court	Fine Collection Records Transferred to Court	MSHP Tickets Transferred to Court	Total
1	Clark	296	0	1,474	1,770
	Schulyer	405	0	567	972
	Scotland	240	0	202	442
	Circuit Total	941	0	2,243	3,184
2	Adair	1,723	0	1,690	3,413
	Knox	228	0	217	445
	Lewis	371	0	1,439	1,810
	Circuit Total	2,322	0	3,346	5,668
3	Grundy	222	0	638	860
	Harrison	237	0	2,292	2,529
	Mercer	124	0	191	315
	Putnam	441	0	408	849
	Circuit Total	1,024	0	3,529	4,553
4	Atchison	92	0	1,260	1,352
	Gentry	49	0	250	299
	Holt	49	0	1,717	1,766
	Nodaway	169	0	1,403	1,572
	Worth	73	0	261	334
	Circuit Total	432	0	4,891	5,323
5	Andrew	349	0	1,624	1,973
	Buchanan	1,942	2	2,985	4,929
	Circuit Total	2,291	2	4,609	6,902
6	Platte	896	8	2,157	3,061
	Circuit Total	896	8	2,157	3,061
7	Clay	2,772	0	5,690	8,462
	Circuit Total	2,772	0	5,690	8,462
8	Carroll	450	0	278	728
	Ray	825	0	1,632	2,457
	Circuit Total	1,275	0	1,910	3,185
9	Chariton	206	0	291	497
	Linn	415	0	1,130	1,545
	Sullivan	318	0	708	1,026
	Circuit Total	939	0	2,129	3,068
10	Marion	477	0	1,933	2,410
	Monroe	1	0	718	719
	Ralls	0	0	1,313	1,313
	Circuit Total	478	0	3,964	4,442
11	St. Charles	18,996	0	10,446	29,442
	Circuit Total	18,996	0	10,446	29,442
12	Audrain	1,140	0	923	2,063
	Montgomery	458	0	1,279	1,737
	Warren	2,652	0	1,567	4,219
	Circuit Total	4,250	0	3,769	8,019
13	Boone	8,851	0	4,217	13,068
	Callaway	4,139	0	3,331	7,470
	Circuit Total	12,990	0	7,548	20,538
14	Howard	263	0	428	691
	Randolph	1,009	0	2,565	3,574
	Circuit Total	1,272	0	2,993	4,265
15	Lafayette	801	0	3,113	3,914
	Saline	689	0	1,214	1,903
	Circuit Total	1,490	0	4,327	5,817
16	Jackson	30,773	0	5,342	36,115
	Circuit Total	30,773	0	5,342	36,115
17	Cass	1,206	0	3,300	4,506
	Johnson	739	0	2,056	2,795
	Circuit Total	1,945	0	5,356	7,301
18	Cooper	4,305	0	1,711	6,016
	Pettis	1,171	0	1,649	2,820
	Circuit Total	5,476	0	3,360	8,836
19	Cole	3,113	0	2,149	5,262
	Circuit Total	3,113	0	2,149	5,262
20	Franklin	3,340	0	5,760	9,100
	Gasconade	523	0	414	937
	Osage	630	0	471	1,101
	Circuit Total	4,493	0	6,645	11,138
21	St. Louis County	75,589	0	16,730	92,319
	Circuit Total	75,589	0	16,730	92,319
22	The City of St. Louis	2,797	0	29	2,826
	Circuit Total	2,797	0	29	2,826
23	Jefferson	4,184	0	5,826	10,010
	Circuit Total	4,184	0	5,826	10,010
24	Madison	0	0	1,105	1,105
	St. Francois	1,482	0	3,443	4,925
	Ste. Genevieve	698	0	3,510	4,208
	Washington	642	0	880	1,522
	Circuit Total	2,822	0	8,938	11,760

* Reported record is the number of records sent not the number of records accepted.

Table 74
Circuit Court, FY 2020
Electronic Transfers from the Prosecuting Attorney, Fine Collection Center and Missouri State Highway Patrol*

Cir. No.	County	Prosecuting Attorney	Fine Collection Records	MSHP Tickets	Total
		Electronic Filing to Court	Transferred to Court	Transferred to Court	
25	Maries	539	0	354	893
	Phelps	1,359	1	6,087	7,447
	Pulaski	1,265	0	4,400	5,665
	Texas	1,003	0	3,033	4,036
	Circuit Total	4,166	1	13,874	18,041
26	Camden	2,660	0	1,511	4,171
	Laclede	1,590	0	2,930	4,520
	Miller	1,194	0	2,341	3,535
	Moniteau	794	1	452	1,247
	Morgan	675	0	644	1,319
	Circuit Total	6,913	1	7,878	14,792
27	Bates	303	0	1,816	2,119
	Henry	2,780	0	2,699	5,479
	St. Clair	599	0	1,000	1,599
	Circuit Total	3,682	0	5,515	9,197
28	Barton	22	0	988	1,010
	Cedar	593	0	770	1,363
	Dade	316	0	47	363
	Vernon	1,061	0	801	1,862
	Circuit Total	1,992	0	2,606	4,598
29	Jasper	9,996	0	3,865	13,861
	Circuit Total	9,996	0	3,865	13,861
30	Benton	454	0	782	1,236
	Dallas	490	0	1,038	1,528
	Hickory	1	0	167	168
	Polk	3,370	0	2,610	5,980
	Webster	246	0	3,443	3,689
	Circuit Total	4,561	0	8,040	12,601
31	Greene	7,158	0	6,963	14,121
	Circuit Total	7,158	0	6,963	14,121
32	Bollinger	65	0	299	364
	Cape Girardeau	828	0	2,353	3,181
	Perry	658	0	1,181	1,839
	Circuit Total	1,551	0	3,833	5,384
33	Mississippi	600	0	1,321	1,921
	Scott	1,477	0	1,496	2,973
	Circuit Total	2,077	0	2,817	4,894
34	New Madrid	1,113	0	3,010	4,123
	Pemiscot	569	0	3,929	4,498
	Circuit Total	1,682	0	6,939	8,621
35	Dunklin	463	0	1,598	2,061
	Stoddard	1,264	0	1,451	2,715
	Circuit Total	1,727	0	3,049	4,776
36	Butler	1,366	0	3,721	5,087
	Ripley	956	0	1,275	2,231
	Circuit Total	2,322	0	4,996	7,318
37	Carter	129	0	1,308	1,437
	Howell	2,566	0	3,585	6,151
	Oregon	385	0	282	667
	Shannon	60	0	1,062	1,122
	Circuit Total	3,140	0	6,237	9,377
38	Christian	5,009	0	3,798	8,807
	Circuit Total	5,009	0	3,798	8,807
39	Barry	1,900	0	1,657	3,557
	Lawrence	1,166	0	1,009	2,175
	Stone	1,339	0	1,103	2,442
	Circuit Total	4,405	0	3,769	8,174
40	McDonald	2,363	0	1,262	3,625
	Newton	5,046	0	4,065	9,111
	Circuit Total	7,409	0	5,327	12,736
41	Macon	558	0	1,141	1,699
	Shelby	119	0	613	732
	Circuit Total	677	0	1,754	2,431
42	Crawford	1,803	0	4,213	6,016
	Dent	363	0	798	1,161
	Iron	456	0	605	1,061
	Reynolds	264	0	292	556
	Wayne	363	0	1,603	1,966
	Circuit Total	3,249	0	7,511	10,760
43	Caldwell	429	0	1,518	1,947
	Clinton	608	0	2,144	2,752
	Daviess	319	0	1,188	1,507
	DeKalb	606	0	1,016	1,622
	Livingston	892	0	1,416	2,308
	Circuit Total	2,854	0	7,282	10,136
44	Douglas	885	0	1,039	1,924
	Ozark	3	0	1,096	1,099
	Wright	677	0	2,147	2,824
	Circuit Total	1,565	0	4,282	5,847
45	Lincoln	1,595	0	1,505	3,100
	Pike	689	0	372	1,061
Circuit Total	2,284	0	1,877	4,161	
46	Taney	2,225	0	3,008	5,233
	Circuit Total	2,225	0	3,008	5,233
Fine Collection Center					0
STATE TOTAL		264,204	12	233,146	497,362

* Reported record is the number of records sent not the number of records accepted.

Table 75
Circuit Court, FY 2020
Garnishments and Executions

Cir. No.	County	Garnishments and Executions	Cir. No.	County	Garnishments and Executions	Cir. No.	County	Garnishments and Executions
1	Clark	43	17	Cass	1,314	32	Bollinger	85
	Schulyer	59		Johnson	485		Cape Girardeau	1,345
	Scotland	24		Circuit Total	1,799		Perry	405
	Circuit Total	126					Circuit Total	1,835
2	Adair	408	18	Cooper	290	33	Mississippi	186
	Knox	53		Pettis	1,063		Scott	714
	Lewis	103		Circuit Total	1,353		Circuit Total	900
	Circuit Total	564						
3	Grundy	115	19	Cole	1,317	34	New Madrid	229
	Harrison	186		Circuit Total	1,317		Pemiscot	316
	Mercer	37	20	Franklin	1,456		Circuit Total	545
	Putnam	44		Gasconade	139	35	Dunklin	655
	Circuit Total	382		Osage	84		Stoddard	495
				Circuit Total	1,679		Circuit Total	1,150
4	Atchison	44	21	St. Louis County	23,293	36	Butler	940
	Gentry	117		Circuit Total	23,293		Ripley	185
	Holt	83	22	City of St. Louis	8,492		Circuit Total	1,125
	Nodaway	220		Circuit Total	8,492	37	Carter	51
	Worth	23	23	Jefferson	3,474		Howell	517
	Circuit Total	487		Circuit Total	3,474		Oregon	63
5	Andrew	343	24	Madison	212		Shannon	60
	Buchanan	2,903		St. Francois	838		Circuit Total	691
	Circuit Total	3,246		Ste. Genevieve	236	38	Christian	952
6	Platte	1,340		Washington	496		Circuit Total	952
	Circuit Total	1,340		Circuit Total	1,782	39	Barry	317
7	Clay	4,676	25	Maries	65		Lawrence	430
	Circuit Total	4,676		Phelps	521		Stone	261
8	Carroll	121		Pulaski	331		Circuit Total	1,008
	Ray	410		Texas	274	40	McDonald	222
	Circuit Total	531		Circuit Total	1,191		Newton	796
9	Chariton	100	26	Camden	576		Circuit Total	1,018
	Linn	129		Laclede	518	41	Macon	267
	Sullivan	77		Miller	322		Shelby	63
	Circuit Total	306		Moniteau	90		Circuit Total	330
10	Marion	699		Morgan	179	42	Crawford	286
	Monroe	71	27	Circuit Total	1,685		Dent	170
	Ralls	104		Bates	147		Iron	96
	Circuit Total	874		Henry	243		Reynolds	56
11	St. Charles	4,665		St. Clair	69		Wayne	151
	Circuit Total	4,665		Circuit Total	459		Circuit Total	759
12	Audrain	404	28	Barton	151	43	Caldwell	116
	Montgomery	128		Cedar	97		Clinton	328
	Warren	375		Dade	72		Daviess	102
	Circuit Total	907		Vernon	229		DeKalb	134
13	Boone	1,859		Circuit Total	549		Livingston	123
	Callaway	622	29	Jasper	2,180		Circuit Total	803
	Circuit Total	2,481		Circuit Total	2,180	44	Douglas	56
14	Howard	153	30	Benton	163		Ozark	49
	Randolph	654		Dallas	132		Wright	155
	Circuit Total	807		Hickory	64		Circuit Total	260
15	Lafayette	363		Polk	262	45	Lincoln	680
	Saline	398		Webster	373		Pike	209
	Circuit Total	761		Circuit Total	994		Circuit Total	889
16	Jackson	13,892	31	Greene	4,588	46	Taney	774
	Circuit Total	13,892		Circuit Total	4,588		Circuit Total	774
							STATE TOTAL	103,919

Table 76
Circuit Court, Calendar Year 2019
Passport Issuance

Cir. No.	County	Collect Fees:	Number of Passports	Amount Collected	Cir. No.	County	Collect Fees:	Number of Passports	Amount Collected	Cir. No.	County	Collect Fees:	Number of Passports	Amount Collected
1	Clark	Y	101	\$3,535	16	Jackson	N	0	\$0	32	Bollinger	N	0	\$0
	Schulyer	N	0	\$0		Circuit Total		0	\$0		Cape Girardeau (Jcksn)	N	0	\$0
	Scotland	Y	109	\$3,815							Cape Girardeau (Cape)	N	0	\$0
	Circuit Total		210	\$7,350	17	Cass	N	0	\$0		Perry	N	0	\$0
2	Adair	N	0	\$0		Johnson	N	0	\$0		Circuit Total		0	\$0
	Knox	N	0	\$0	18	Cooper	Y	203	\$7,105	33	Mississippi	N	0	\$0
	Lewis	N	0	\$0		Pettis	N	0	\$0		Scott	Y	191	\$6,743
	Circuit Total		0	\$0		Circuit Total		203	\$7,105		Circuit Total		191	\$6,743
3	Grundy	Y	111	\$3,886	19	Cole	N	0	\$0	34	New Madrid	Y	55	\$1,925
	Harrison	Y	97	\$3,305		Circuit Total		0	\$0		Pemiscot	Y	44	\$1,540
	Mercer	Y	48	\$1,680	20	Franklin	N	0	\$0		Circuit Total		99	\$3,465
	Putnam	Y	63	\$2,205		Gasconade	N	0	\$0	35	Dunklin	Y	0	\$0
	Circuit Total		319	\$11,076		Osage	N	0	\$0		Stoddard	N	0	\$0
4	Atchison	Y	0	\$0		Circuit Total		0	\$0		Circuit Total		0	\$0
	Gentry	N	0	\$0	21	St. Louis County	N	0	\$0	36	Butler	Y	247	\$8,645
	Holt	Y	22	\$770		Circuit Total		0	\$0		Ripley	Y	46	\$1,610
	Nodaway	N	0	\$0	22	City of St. Louis	N	0	\$0		Circuit Total		293	\$10,255
	Worth	Y	26	\$910		Circuit Total		0	\$0	37	Carter	N	0	\$0
	Circuit Total		48	\$1,680							Howell	N	0	\$0
5	Andrew	N	0	\$0	23	Jefferson	N	72	\$2,520		Oregon	N	0	\$0
	Buchanan	N	0	\$0		Circuit Total		72	\$2,520		Shannon	Y	27	\$945
	Circuit Total		0	\$0	24	Madison	N	0	\$0		Circuit Total		27	\$945
6	Platte	N	0	\$0		St. Francois	Y	506	\$17,710	38	Christian	N	0	\$0
	Circuit Total		0	\$0		Ste. Genevieve	N	0	\$0		Circuit Total		0	\$0
7	Clay	N	0	\$0		Washington	N	0	\$0	39	Barry	N	0	\$0
	Circuit Total		0	\$0		Circuit Total		506	\$17,710		Lawrence	Y	0	\$0
8	Carroll	N	0	\$0	25	Maries	N	0	\$0		Stone	N	0	\$0
	Ray	Y	163	\$5,705		Phelps	N	0	\$0		Circuit Total		0	\$0
	Circuit Total		163	\$5,705		Pulaski	Y	925	\$32,375	40	McDonald	Y	190	\$6,650
9	Chariton	Y	19	\$665		Texas	N	0	\$0		Newton	Y	307	\$10,745
	Linn	N	0	\$0	26	Camden	N	0	\$0		Circuit Total		497	\$17,395
	Sullivan	N	0	\$0		Laclede	N	0	\$0	41	Macon	N	0	\$0
	Circuit Total		19	\$665		Miller	N	0	\$0		Shelby	Y	66	\$2,310
10	Marion-Hannibal	N	0	\$0		Moniteau	N	0	\$0		Circuit Total		66	\$2,310
	Marion Palmyra	N	0	\$0		Morgan	Y	160	\$5,600	42	Crawford	Y	23	\$805
	Monroe	N	0	\$0		Circuit Total		160	\$5,600		Dent	N	0	\$0
	Ralls	N	0	\$0	27	Bates	Y	158	\$5,835		Iron	N	0	\$0
	Circuit Total		0	\$0		Henry	N	0	\$0		Reynolds	N	0	\$0
11	St. Charles	N	0	\$0		St. Clair	Y	54	\$1,890		Wayne	Y	49	\$1,727
	Circuit Total		0	\$0		Circuit Total		212	\$7,725		Circuit Total		72	\$2,532
12	Audrain	Y	204	\$7,140	28	Barton	N	0	\$0	43	Caldwell	N	0	\$0
	Montgomery	N	0	\$0		Cedar	Y	116	\$4,060		Clinton	Y	0	\$0
	Warren	N	0	\$0		Dade	Y	32	\$1,120		Daviess	N	0	\$0
	Circuit Total		204	\$7,140		Vernon	N	0	\$0		DeKalb	N	0	\$0
13	Boone	N	0	\$0		Circuit Total		148	\$5,180		Livingston	N	0	\$0
	Callaway	N	0	\$0	29	Jasper	N	0	\$0		Circuit Total		0	\$0
	Circuit Total		0	\$0		Circuit Total		0	\$0	44	Douglas	N	0	\$0
14	Howard	Y	71	\$2,475	30	Benton	N	0	\$0		Ozark	N	0	\$0
	Randolph	N	0	\$0		Dallas	N	0	\$0		Wright	N	0	\$0
	Circuit Total		71	\$2,475		Hickory	Y	105	\$1,575		Circuit Total		0	\$0
15	Lafayette	N	0	\$0		Polk	N	0	\$0	45	Lincoln	N	0	\$0
	Saline	Y	347	\$12,145		Webster	Y	261	\$9,135		Pike	Y	205	\$7,175
	Circuit Total		347	\$12,145		Circuit Total		366	\$10,710		Circuit Total		205	\$7,175
					31	Greene	N	0	\$0	46	Taney	N	0	\$0
						Circuit Total		0	\$0		Circuit Total		0	\$0
										STATE TOTAL			5,423	\$187,981

Table 77
Circuit Court, FY 2020
Warrants Issued, Served, Recalled and Pending

Cir. No.	County	Issued	Served	Recalled/ Withdrawn	Pending as of 06/30/2020
1	Clark	572	184	301	934
	Schulyer	108	55	42	433
	Scotland	27	21	12	18
	Circuit Total	707	260	355	1,385
2	Adair	834	692	137	444
	Knox	54	38	8	62
	Lewis	252	166	45	476
	Circuit Total	1,140	896	190	982
3	Grundy	294	230	61	339
	Harrison	440	185	234	1,313
	Mercer	99	78	30	293
	Putnam	104	67	22	282
	Circuit Total	937	560	347	2,227
4	Atchison	313	150	529	1,475
	Gentry	89	68	11	71
	Holt	424	86	298	867
	Nodaway	456	337	131	306
	Worth	42	26	14	28
	Circuit Total	1,324	667	983	2,747
5	Andrew	465	283	211	828
	Buchanan	3,797	2,827	907	2,028
	Circuit Total	4,262	3,110	1,118	2,856
6	Platte	3,465	2,268	1,097	5,545
	Circuit Total	3,465	2,268	1,097	5,545
7	Clay	6,535	3,816	1,944	9,819
	Circuit Total	6,535	3,816	1,944	9,819
8	Carroll	265	239	34	264
	Ray	854	720	123	720
	Circuit Total	1,119	959	157	984
9	Chariton	120	95	50	56
	Linn	386	216	186	369
	Sullivan	210	156	53	441
	Circuit Total	716	467	289	866
10	Marion	935	669	207	2,487
	Monroe	234	171	72	246
	Ralls	391	308	65	677
	Circuit Total	1,560	1,148	344	3,410
11	St. Charles	5,507	4,183	1,838	6,730
	Circuit Total	5,507	4,183	1,838	6,730
12	Audrain	767	671	116	416
	Montgomery	741	538	470	709
	Warren	1,721	1,094	514	1,727
	Circuit Total	3,229	2,303	1,100	2,852
13	Boone	5,025	4,186	809	3,575
	Callaway	2,431	1,537	601	2,992
	Circuit Total	7,456	5,723	1,410	6,567
14	Howard	349	271	102	146
	Randolph	1,558	1,274	381	1,263
	Circuit Total	1,907	1,545	483	1,409
15	Lafayette	2,728	1,053	1,048	2,777
	Saline	783	602	256	1,696
	Circuit Total	3,511	1,655	1,304	4,473
16	Jackson	10,829	8,489	2,542	12,390
	Circuit Total	10,829	8,489	2,542	12,390
17	Cass	2,949	2,267	571	4,243
	Johnson	1,444	1,012	250	2,373
	Circuit Total	4,393	3,279	821	6,616
18	Cooper	1,524	830	477	1,536
	Pettis	2,102	1,724	339	1,561
	Circuit Total	3,626	2,554	816	3,097
19	Cole	3,771	2,540	1,652	3,142
	Circuit Total	3,771	2,540	1,652	3,142
20	Franklin	6,272	4,549	1,394	6,250
	Gasconade	437	296	162	219
	Osage	411	181	176	287
Circuit Total	7,120	5,026	1,732	6,756	
21	St. Louis County	9,590	7,482	2,504	20,034
	Circuit Total	9,590	7,482	2,504	20,034
22	City of St. Louis	4,756	2,980	1,883	5,916
	Circuit Total	4,756	2,980	1,883	5,916
23	Jefferson	5,073	3,401	1,470	5,387
	Circuit Total	5,073	3,401	1,470	5,387
24	Madison	387	252	133	400
	St. Francois	2,915	1,658	794	2,294
	Ste. Genevieve	1,140	419	368	3,858
	Washington	1,099	764	193	940
	Circuit Total	5,541	3,093	1,488	7,492

Table 77
Circuit Court, FY 2020
Warrants Issued, Served, Recalled and Pending

Cir. No.	County	Issued	Served	Recalled/ Withdrawn	Pending as of 06/30/2020
25	Maries	468	325	101	213
	Phelps	2,393	1,563	631	3,418
	Pulaski	1,969	1,375	440	3,213
	Texas	1,384	965	259	1,372
	Circuit Total	6,214	4,228	1,431	6,216
26	Camden	2,217	1,910	208	1,385
	Laclede	1,667	1,406	549	2,082
	Miller	1,749	1,386	469	819
	Moniteau	553	470	84	305
	Morgan	973	881	135	687
	Circuit Total	7,159	6,053	1,445	5,278
27	Bates	949	780	215	2,103
	Henry	1,152	901	175	1,496
	St. Clair	538	292	182	1,114
	Circuit Total	2,639	1,973	572	4,713
28	Barton	385	222	129	975
	Cedar	405	310	128	453
	Dade	206	159	35	175
	Vernon	1,112	870	354	1,141
	Circuit Total	2,108	1,561	646	2,744
29	Jasper	5,231	4,093	1,145	7,330
	Circuit Total	5,231	4,093	1,145	7,330
30	Benton	670	601	164	668
	Dallas	646	491	227	1,086
	Hickory	209	171	101	187
	Polk	1,854	1,249	947	1,208
	Webster	1,958	1,637	208	1,725
	Circuit Total	5,337	4,149	1,647	4,874
31	Greene	8,865	6,243	2,798	5,317
	Circuit Total	8,865	6,243	2,798	5,317
32	Bollinger	285	209	157	138
	Cape Girardeau	2,330	1,970	237	1,158
	Perry	696	528	117	1,135
	Circuit Total	3,311	2,707	511	2,431
33	Mississippi	531	458	151	1,158
	Scott	1,904	1,589	293	2,022
	Circuit Total	2,435	2,047	444	3,180
34	New Madrid	1,268	964	207	877
	Pemiscot	1,400	751	358	1,653
	Circuit Total	2,668	1,715	565	2,530
35	Dunklin	1,744	1,391	1,549	2,591
	Stoddard	1,055	682	357	1,448
	Circuit Total	2,799	2,073	1,906	4,039
36	Butler	2,191	1,583	609	1,640
	Ripley	626	406	280	617
	Circuit Total	2,817	1,989	889	2,257
37	Carter	256	186	53	430
	Howell	1,197	992	143	760
	Oregon	318	230	55	674
	Shannon	323	214	194	996
	Circuit Total	2,094	1,622	445	2,860
38	Christian	2,344	1,784	617	1,514
	Circuit Total	2,344	1,784	617	1,514
39	Barry	964	664	461	687
	Lawrence	1,302	1,041	369	1,957
	Stone	1,267	1,045	289	906
	Circuit Total	3,533	2,851	1,119	3,550
40	McDonald	947	622	346	2,841
	Newton	2,322	1,927	524	3,832
	Circuit Total	3,269	2,549	870	6,673
41	Macon	455	340	104	798
	Shelby	220	118	58	458
	Circuit Total	675	458	162	1,256
42	Crawford	1,492	582	157	1,949
	Dent	714	642	236	661
	Iron	416	258	116	420
	Reynolds	233	182	51	131
	Wayne	987	692	326	603
	Circuit Total	3,842	2,356	886	3,764
43	Caldwell	592	432	160	839
	Clinton	715	484	176	1,757
	Daviess	223	178	21	924
	DeKalb	412	298	66	745
	Livingston	786	566	129	1,047
	Circuit Total	2,728	1,958	552	5,312
44	Douglas	622	501	113	578
	Ozark	482	302	103	669
	Wright	1,201	868	306	1,252
	Circuit Total	2,305	1,671	522	2,499
45	Lincoln	1,332	1,011	419	1,392
	Circuit Total	2,083	1,594	588	1,984
46	Taney	2,595	2,044	715	3,417
	Circuit Total	2,595	2,044	715	3,417
STATE TOTAL		175,125	126,122	48,342	209,420

“THIS PAGE WAS INTENTIONALLY LEFT BLANK.”

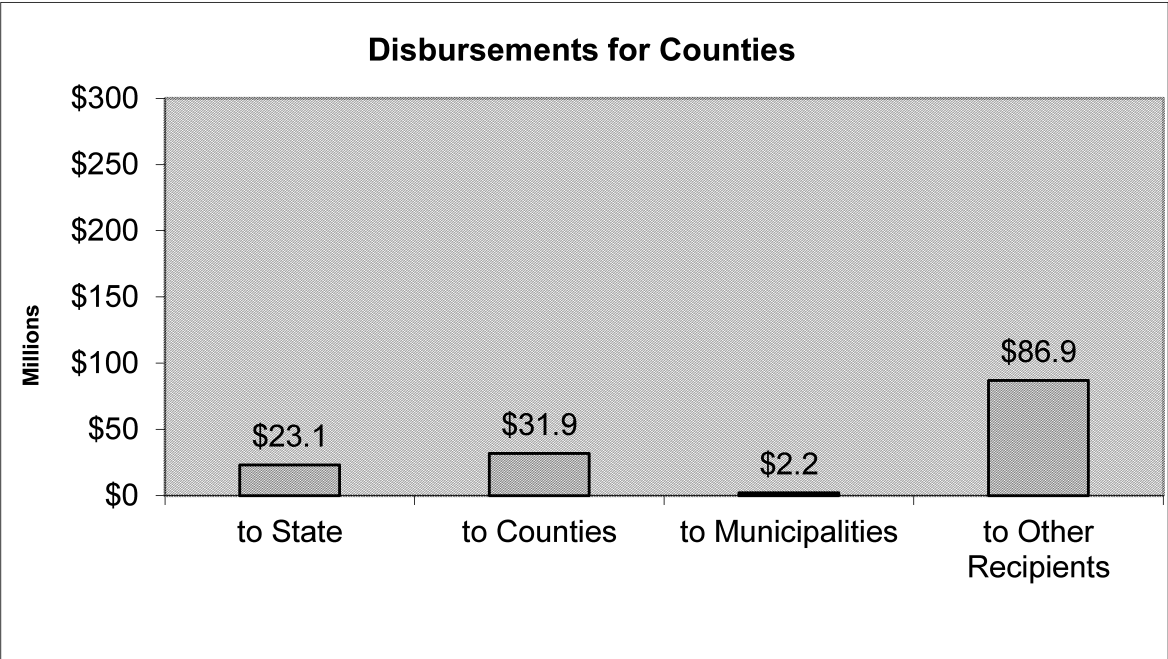
FINANCIAL INFORMATION

FY 2020- Disbursements Data

The first set of tables in this section present an accounting of disbursements for each county for the fiscal year July 1, 2019 through June 30, 2020.

The disbursements are reported in four tables based on the recipient. The tables are titled as follows:

- Table 78 - Disbursements to State
- Table 79 - Disbursements to Counties
- Table 80 - Disbursements to Municipalities
- Table 81 - Disbursements to Other Recipients



Disbursements v Receipts

Payments made to the courts do not always represent a payment of costs and fines but include bonds, other amounts on deposit with the courts, and garnishment amounts collected. Funds on deposit may eventually be applied to fines and costs or may be refunded to the party. The court disbursements more accurately reflect what the courts do with the money collected and how much went to specific costs and fines. Therefore, the court disbursements reflect a more accurate picture of the amounts collected for each state and county fund. The exclusions columns reflects amounts refunded to parties and amounts not used to pay costs and fines.

Table 79
Circuit Court, FY 2020
Disbursements to Counties

Refer to the last page of this section for a list of the disbursements included in 'Other (2)' column.

Cir. No.	County	Fine	Sheriff Fee	Board Bill	County Fee	Clerk County	Sheriff Deputy Salary Supp	County Law Enf Restitution
1	Clark	\$78,524	\$3,019	\$0	\$15,182	\$5,566	\$0	\$53,495
	Schulyer	\$43,568	\$1,681	\$0	\$5,434	\$2,930	\$0	\$1,183
	Scotland	\$12,766	\$1,178	\$1,076	\$2,385	\$1,562	\$30	\$0
	Circuit Total	\$134,858	\$5,878	\$1,076	\$23,000	\$10,058	\$30	\$54,678
2	Adair	\$85,168	\$7,354	\$0	\$14,415	\$8,853	\$0	\$25,893
	Knox	\$18,074	\$722	\$0	\$2,334	\$1,376	\$0	\$3,119
	Lewis	\$111,081	\$3,164	\$4,616	\$16,499	\$6,515	\$0	\$28,797
	Circuit Total	\$214,322	\$11,240	\$4,616	\$33,248	\$16,745	\$0	\$57,808
3	Grundy	\$43,295	\$3,510	-\$1,527	\$6,992	\$3,434	\$0	\$8,495
	Harrison	\$216,993	\$4,805	\$752	\$21,884	\$8,893	\$360	\$200
	Mercer	\$15,121	\$1,439	\$283	\$2,863	\$1,323	\$70	\$5,447
	Putnam	\$18,510	\$4,149	\$11,474	\$5,135	\$2,613	\$430	\$4,826
	Circuit Total	\$293,920	\$13,902	\$10,983	\$36,875	\$16,264	\$860	\$18,968
4	Atchison	\$127,335	\$2,325	\$0	\$9,764	\$3,904	\$81	\$5,418
	Gentry	\$29,717	\$1,639	\$0	\$3,775	\$2,987	\$40	\$4,058
	Holt	\$169,011	\$12,265	\$0	\$15,079	\$5,298	\$60	\$0
	Nodaway	\$126,162	\$4,587	\$0	\$16,571	\$7,418	\$30	\$0
	Worth	\$16,788	\$1,482	\$0	\$1,991	\$1,132	\$0	\$725
	Circuit Total	\$469,012	\$22,298	\$0	\$47,179	\$20,739	\$211	\$10,201
	5	Andrew	\$102,849	\$5,113	\$142	\$13,309	\$7,988	\$0
Buchanan		\$127,700	\$19,410	\$22,706	\$36,579	\$30,912	-\$30	\$0
Circuit Total		\$230,549	\$24,523	\$22,848	\$49,888	\$38,900	-\$30	\$0
6	Platte	\$537,140	\$27,978	\$0	\$74,168	\$37,672	\$0	\$0
	Circuit Total	\$537,140	\$27,978	\$0	\$74,168	\$37,672	\$0	\$0
7	Clay	\$422,506	\$59,867	\$0	\$72,742	\$73,083	\$0	\$0
	Circuit Total	\$422,506	\$59,867	\$0	\$72,742	\$73,083	\$0	\$0
8	Carroll	\$32,284	\$3,542	\$22,294	\$5,002	\$3,461	\$0	\$12,474
	Ray	\$85,440	\$9,505	\$23,028	\$14,665	\$8,111	\$170	\$19,967
	Circuit Total	\$117,725	\$13,047	\$45,322	\$19,667	\$11,571	\$170	\$32,441
9	Chariton	\$24,935	\$1,642	\$2,785	\$3,683	\$2,089	\$100	\$2,420
	Linn	\$62,388	\$4,140	\$0	\$13,965	\$5,802	\$0	\$25,254
	Sullivan	\$30,033	\$2,337	\$17	\$5,952	\$2,929	\$120	\$3,550
	Circuit Total	\$117,355	\$8,119	\$2,802	\$23,600	\$10,820	\$220	\$31,224
10	Marion	\$132,751	\$11,243	\$20,428	\$22,247	\$14,535	\$266	\$36,275
	Monroe	\$63,331	\$3,261	\$200	\$8,285	\$3,964	\$0	\$5,046
	Ralls	\$116,239	\$2,448	\$0	\$14,346	\$5,981	\$130	\$1,784
	Circuit Total	\$312,322	\$16,952	\$20,628	\$44,878	\$24,481	\$396	\$43,105
11	St. Charles	\$194,926	\$42,928	\$0	\$60,736	\$85,776	\$0	\$36,188
	Circuit Total	\$194,926	\$42,928	\$0	\$60,736	\$85,776	\$0	\$36,188
12	Audrain	\$101,095	\$9,537	\$25,642	\$18,540	\$7,711	\$300	\$28,699
	Montgomery	\$96,864	\$5,433	\$29,408	\$15,355	\$5,688	\$10	\$14,189
	Warren	\$109,603	\$13,383	\$56,757	\$25,179	\$10,907	\$0	\$16,092
	Circuit Total	\$307,562	\$28,352	\$111,808	\$59,074	\$24,306	\$310	\$58,980
13	Boone	\$407,170	\$86,042	\$11,269	\$70,438	\$51,537	\$26,733	\$0
	Callaway	\$235,907	\$17,460	\$94	\$31,749	\$16,700	\$2,150	\$0
	Circuit Total	\$643,078	\$103,503	\$11,363	\$102,186	\$68,237	\$28,883	\$0
14	Howard	\$49,875	\$3,130	\$984	\$5,929	\$3,365	\$10	\$1,700
	Randolph	\$100,350	\$13,282	\$1,048	\$23,085	\$11,144	\$30	\$1,182
	Circuit Total	\$150,225	\$16,412	\$2,031	\$29,014	\$14,509	\$40	\$2,883
15	Lafayette	\$418,304	\$19,149	\$13,770	\$48,242	\$15,033	\$868	\$2,798
	Saline	\$175,256	\$7,150	\$4,436	\$18,884	\$8,223	\$310	\$0
	Circuit Total	\$593,561	\$26,298	\$18,206	\$67,126	\$23,256	\$1,178	\$2,798
16	Jackson	\$221,092	\$475,942	\$0	\$72,790	\$183,622	\$164,031	\$0
	Circuit Total	\$221,092	\$475,942	\$0	\$72,790	\$183,622	\$164,031	\$0
17	Cass	\$247,770	\$19,104	\$0	\$43,323	\$34,256	\$0	\$2,903
	Johnson	\$153,092	\$6,501	\$0	\$25,932	\$15,390	\$0	\$0
	Circuit Total	\$400,861	\$25,605	\$0	\$69,255	\$49,647	\$0	\$2,903
18	Cooper	\$144,520	\$10,561	\$601	\$17,837	\$6,680	\$0	\$20,056
	Pettis	\$113,061	\$8,823	\$6,964	\$21,114	\$11,994	\$460	\$897
	Circuit Total	\$257,581	\$19,384	\$7,564	\$38,951	\$18,675	\$460	\$20,952
19	Cole	\$135,308	\$8,539	\$24,779	\$23,723	\$19,269	\$0	\$0
	Circuit Total	\$135,308	\$8,539	\$24,779	\$23,723	\$19,269	\$0	\$0
20	Franklin	\$410,576	\$34,568	\$59,672	\$63,554	\$36,388	\$160	\$5,225
	Gasconade	\$34,722	\$5,241	\$10,319	\$7,166	\$4,889	\$180	\$1,107
	Osage	\$33,580	\$4,086	\$3,752	\$5,867	\$3,562	\$320	\$1,107
	Circuit Total	\$478,858	\$43,895	\$73,743	\$76,587	\$44,839	\$660	\$6,332
21	St Louis County	\$530,318	\$1,350,200	\$0	\$92,319	\$295,059	\$481,244	\$0
	Circuit Total	\$530,318	\$1,350,200	\$0	\$92,319	\$295,059	\$481,244	\$0
22	City of St. Louis	\$2,670	\$389,053	\$0	\$37,675	\$142,568	\$140,177	\$0
	Circuit Total	\$2,670	\$389,053	\$0	\$37,675	\$142,568	\$140,177	\$0
23	Jefferson	\$290,832	\$41,549	\$131	\$64,087	\$58,649	\$250	\$1
	Circuit Total	\$290,832	\$41,549	\$131	\$64,087	\$58,649	\$250	\$1
24	Madison	\$74,033	\$3,403	\$5,970	\$8,102	\$5,950	\$10	\$35,283
	St. Francois	\$148,252	\$19,080	\$88,399	\$25,264	\$20,441	\$160	\$9,285
	Ste. Genevieve	\$284,346	\$22,241	\$14,539	\$43,593	\$12,591	\$0	\$119,586
	Washington	\$40,498	\$10,619	\$25,976	\$11,311	\$9,059	\$0	\$0
	Circuit Total	\$547,129	\$55,343	\$134,884	\$88,270	\$48,041	\$170	\$164,154

Table 79
Circuit Court, FY 2020
Disbursements to Counties

Refer to the last page of this section for a list of the disbursements included in 'Other (2)' column.

Cir. No.	County	Family Court	Bonds Forfeited	Law Enforcement Training	Domestic Violence Surcharge	Prosecuting Attorney Training-County	Other (2)	Total
1	Clark	\$0	\$0	\$2,324	\$2,351	\$2,612	\$7,542	\$170,615
	Schulyer	\$0	\$0	\$924	\$0	\$1,003	\$3,328	\$60,049
	Scotland	\$0	\$0	\$288	\$0	\$285	\$1,373	\$20,943
	Circuit Total	\$0	\$0	\$3,536	\$2,351	\$3,900	\$12,242	\$251,608
2	Adair	\$0	\$0	\$2,032	\$2,388	\$2,207	\$5,505	\$153,815
	Knox	\$0	\$0	\$312	\$358	\$314	\$832	\$27,441
	Lewis	\$0	\$0	\$2,610	\$5,362	\$2,589	\$7,986	\$189,219
	Circuit Total	\$0	\$0	\$4,954	\$8,108	\$5,109	\$14,323	\$370,474
3	Grundy	\$0	\$0	\$778	\$170	\$895	\$2,375	\$68,417
	Harrison	\$0	\$0	\$3,712	\$182	\$3,865	\$13,236	\$274,882
	Mercer	\$0	\$0	\$326	\$58	\$390	\$982	\$28,303
	Putnam	\$0	\$0	\$529	\$107	\$567	\$1,708	\$50,048
	Circuit Total	\$0	\$0	\$5,345	\$517	\$5,717	\$18,302	\$421,651
4	Atchison	\$0	-\$1,090	\$1,658	\$3,390	\$1,593	\$5,337	\$159,715
	Gentry	\$0	\$1,500	\$478	\$0	\$500	\$1,177	\$45,869
	Holt	\$0	\$0	\$2,720	\$0	\$2,738	\$4,763	\$211,933
	Nodaway	\$0	\$0	\$2,326	\$1,120	\$2,440	\$6,843	\$167,497
	Worth	\$0	\$0	\$294	\$0	\$307	\$701	\$23,420
	Circuit Total	\$0	\$410	\$7,475	\$4,510	\$7,578	\$18,820	\$608,434
5	Andrew	\$0	\$3,810	\$1,916	\$4,129	\$2,001	\$6,404	\$147,662
	Buchanan	\$0	\$0	\$3,784	\$7,974	\$3,751	\$16,780	\$269,567
	Circuit Total	\$0	\$3,810	\$5,700	\$12,103	\$5,752	\$23,185	\$417,228
6	Platte	\$0	\$3,850	\$12,574	\$16,933	\$12,856	\$52,095	\$775,266
	Circuit Total	\$0	\$3,850	\$12,574	\$16,933	\$12,856	\$52,095	\$775,266
7	Clay	\$102,939	\$0	\$10,024	\$14,782	\$10,877	\$32,024	\$798,845
	Circuit Total	\$102,939	\$0	\$10,024	\$14,782	\$10,877	\$32,024	\$798,845
8	Carroll	\$0	\$1,175	\$530	\$0	\$619	\$375	\$81,756
	Ray	\$0	\$4,514	\$1,591	\$1,996	\$2,017	\$2,865	\$173,869
	Circuit Total	\$0	\$5,689	\$2,121	\$1,996	\$3,236	\$3,240	\$255,625
9	Chariton	\$0	\$0	\$452	\$0	\$536	\$489	\$39,131
	Linn	\$0	\$11,316	\$1,910	\$0	\$2,064	\$253	\$127,090
	Sullivan	\$0	\$0	\$794	\$10	\$853	\$2,278	\$48,872
	Circuit Total	\$0	\$11,316	\$3,155	\$10	\$3,453	\$3,020	\$215,093
10	Marion	\$0	\$0	\$2,922	\$6,393	\$3,191	\$14,214	\$264,465
	Monroe	\$0	\$1,540	\$1,280	\$148	\$1,434	\$4,769	\$93,259
	Ralls	\$0	\$977	\$2,294	\$248	\$2,465	\$9,229	\$156,142
	Circuit Total	\$0	\$2,517	\$6,496	\$6,789	\$7,090	\$28,212	\$513,866
11	St. Charles	\$72,876	\$0	\$3,763	\$2,396	\$3,605	\$16,768	\$519,961
	Circuit Total	\$72,876	\$0	\$3,763	\$2,396	\$3,605	\$16,768	\$519,961
12	Audrain	\$0	\$0	\$1,670	\$1,987	\$1,681	\$2,822	\$199,683
	Montgomery	\$0	\$3,500	\$1,625	\$1,767	\$1,757	\$4,737	\$180,333
	Warren	\$0	\$0	\$2,525	\$3,198	\$2,644	\$6,764	\$247,052
	Circuit Total	\$0	\$3,500	\$5,820	\$6,952	\$6,082	\$14,323	\$627,068
13	Boone	\$38,026	\$42,494	\$8,341	\$11,018	\$8,917	\$47,765	\$809,749
	Callaway	\$9,832	\$15,324	\$4,174	\$4,825	\$4,369	\$11,045	\$353,630
	Circuit Total	\$47,858	\$57,818	\$12,515	\$15,842	\$13,286	\$58,810	\$1,163,379
14	Howard	\$0	\$2,395	\$702	\$845	\$772	\$2,908	\$72,615
	Randolph	\$0	\$2,100	\$2,836	\$5,600	\$2,896	\$12,621	\$176,174
	Circuit Total	\$0	\$4,495	\$3,538	\$6,444	\$3,669	\$15,529	\$248,789
15	Lafayette	\$0	\$21,906	\$6,042	\$6,260	\$6,240	\$20,052	\$578,663
	Saline	\$0	\$0	\$1,912	\$2,415	\$1,989	\$5,843	\$226,417
	Circuit Total	\$0	\$21,906	\$7,954	\$8,674	\$8,229	\$25,895	\$805,081
16	Jackson	\$126,875	\$13,161	\$7,720	\$70,954	\$7,665	\$262,111	\$1,605,964
	Circuit Total	\$126,875	\$13,161	\$7,720	\$70,954	\$7,665	\$262,111	\$1,605,964
17	Cass	\$20,400	\$0	\$5,375	\$12,707	\$5,660	\$43,805	\$435,302
	Johnson	\$0	\$4,950	\$3,129	\$3,179	\$3,570	\$24,987	\$238,730
	Circuit Total	\$20,400	\$4,950	\$8,504	\$13,886	\$9,230	\$68,792	\$674,032
18	Cooper	\$0	\$120	\$2,018	\$2,277	\$2,069	\$5,348	\$212,086
	Pettis	\$0	\$450	\$2,111	\$4,771	\$2,090	\$6,785	\$179,518
	Circuit Total	\$0	\$570	\$4,129	\$7,047	\$4,159	\$12,133	\$391,604
19	Cole	\$10,260	-\$7,405	\$3,008	\$4,264	\$4,329	\$31,703	\$257,777
	Circuit Total	\$10,260	-\$7,405	\$3,008	\$4,264	\$4,329	\$31,703	\$257,777
20	Franklin	\$24,443	\$10,475	\$7,387	\$0	\$7,795	\$30,485	\$690,729
	Gasconade	\$1,782	\$0	\$669	\$0	\$706	\$1,777	\$67,450
	Osage	\$1,797	\$171	\$760	\$921	\$826	\$2,755	\$59,482
	Circuit Total	\$28,021	\$10,646	\$8,816	\$921	\$9,326	\$35,018	\$817,660
21	St. Louis County	\$148,342	\$0	\$8,697	\$22,181	\$9,077	\$111,203	\$3,048,639
	Circuit Total	\$148,342	\$0	\$8,697	\$22,181	\$9,077	\$111,203	\$3,048,639
22	City of St. Louis	\$27,655	\$0	\$1,243	\$18,545	\$1,114	\$1,160,842	\$1,921,542
	Circuit Total	\$27,655	\$0	\$1,243	\$18,545	\$1,114	\$1,160,842	\$1,921,542
23	Jefferson	\$37,111	\$0	\$6,351	\$6,402	\$6,610	\$53,000	\$564,973
	Circuit Total	\$37,111	\$0	\$6,351	\$6,402	\$6,610	\$53,000	\$564,973
24	Madison	\$0	\$0	\$1,339	\$286	\$1,422	\$3,946	\$139,745
	St. Francois	\$0	\$3,500	\$2,737	\$7,040	\$2,700	\$10,770	\$337,627
	Ste. Genevieve	\$0	\$0	\$5,407	\$5,723	\$5,751	\$19,882	\$533,659
	Washington	\$0	\$500	\$1,053	\$1,642	\$1,116	\$2,126	\$103,899
	Circuit Total	\$0	\$4,000	\$10,535	\$14,690	\$10,990	\$36,724	\$1,114,931

Table 79
Circuit Court, FY 2020
Disbursements to Counties

Refer to the last page of this section for a list of the disbursements included in 'Other (2)' column.

Cir. No.	County	Fine	Sheriff Fee	Board Bill	County Fee	Clerk County	Sheriff Deputy Salary Supp	County Law Enf Restitution
25	Maries	\$54,640	\$2,401	\$0	\$6,269	\$3,097	\$0	\$7,945
	Phelps	\$492,447	\$9,957	\$6,824	\$57,930	\$23,466	\$0	\$85,205
	Pulaski	\$335,737	\$11,251	\$43,687	\$40,441	\$21,511	\$0	\$47,520
	Texas	\$224,434	\$12,920	\$0	\$23,782	\$8,785	\$0	\$3,903
	Circuit Total	\$1,107,258	\$36,529	\$50,510	\$128,422	\$56,858	\$0	\$144,573
26	Camden	\$114,752	\$18,502	\$71,527	\$28,855	\$17,573	\$0	\$91,305
	Laclede	\$185,581	\$17,208	\$33,152	\$33,227	\$15,531	\$60	\$5,661
	Miller	\$167,214	\$9,737	\$17,253	\$26,323	\$9,884	\$120	\$22,209
	Moniteau	\$77,121	\$5,303	\$8,989	\$10,349	\$4,379	\$80	\$17,559
	Morgan	\$58,888	\$9,648	\$31,532	\$17,399	\$7,250	\$10	\$47,250
	Circuit Total	\$603,555	\$60,397	\$162,452	\$116,154	\$54,617	\$270	\$183,985
27	Bates	\$207,734	\$6,821	\$15,871	\$19,973	\$9,229	\$0	\$0
	Henry	\$180,604	\$8,041	\$0	\$23,421	\$10,449	\$0	\$0
	St. Clair	\$133,573	\$3,879	\$15,414	\$13,689	\$5,446	\$0	\$11,891
	Circuit Total	\$521,910	\$18,741	\$31,284	\$57,083	\$25,124	\$0	\$11,891
28	Barton	\$70,651	\$5,210	\$535	\$11,271	\$5,189	\$30	\$2,100
	Cedar	\$31,173	\$6,737	\$2,673	\$6,054	\$4,608	\$360	\$6,161
	Dade	\$13,271	\$2,826	\$2,665	\$3,971	\$2,492	\$100	\$10,011
	Vernon	\$70,811	\$11,728	\$2,072	\$17,404	\$8,349	\$550	\$28,316
	Circuit Total	\$185,906	\$26,502	\$7,945	\$38,700	\$20,637	\$1,040	\$46,589
29	Jasper	\$326,016	\$19,038	\$65	\$53,894	\$48,392	\$0	\$22,530
	Circuit Total	\$326,016	\$19,038	\$65	\$53,894	\$48,392	\$0	\$22,530
30	Benton	\$90,564	\$7,141	\$12,875	\$14,961	\$7,437	\$140	\$0
	Dallas	\$62,302	\$6,088	\$13,402	\$10,534	\$4,996	\$233	\$7,598
	Hickory	\$23,459	\$4,072	\$9,778	\$6,169	\$2,843	\$30	\$12,947
	Polk	\$194,496	\$13,755	\$0	\$31,764	\$12,568	\$832	\$66,561
	Webster	\$132,037	\$8,640	\$0	\$23,575	\$13,464	\$360	\$15,037
	Circuit Total	\$502,859	\$39,696	\$36,055	\$87,003	\$41,308	\$1,595	\$102,143
31	Greene	\$383,802	\$112,003	\$598	\$84,838	\$93,803	\$23,750	\$0
	Circuit Total	\$383,802	\$112,003	\$598	\$84,838	\$93,803	\$23,750	\$0
32	Bollinger	\$33,646	\$2,583	\$1,143	\$4,522	\$3,566	\$0	\$800
	Cape Girardeau	\$141,685	\$14,639	\$0	\$28,653	\$27,438	\$0	\$24,589
	Perry	\$125,831	\$6,797	\$4,581	\$14,619	\$7,978	\$30	\$3,205
	Circuit Total	\$301,162	\$24,019	\$1,601	\$47,793	\$38,982	\$30	\$28,593
33	Mississippi	\$93,644	\$3,841	\$2,285	\$14,348	\$6,139	\$0	\$1,948
	Scott	\$82,603	\$20,027	\$0	\$25,560	\$14,506	\$0	\$18,865
	Circuit Total	\$176,248	\$23,868	\$2,285	\$39,908	\$20,646	\$0	\$20,814
34	New Madrid	\$67,778	\$7,776	\$185	\$19,502	\$6,778	\$0	\$89,699
	Pemiscot	\$183,335	\$5,006	\$600	\$29,353	\$10,450	\$0	\$41,412
	Circuit Total	\$251,113	\$12,782	\$785	\$48,855	\$17,228	\$0	\$131,110
35	Dunklin	\$38,322	\$12,904	\$0	\$17,035	\$10,717	\$0	\$3,034
	Stoddard	\$49,700	\$11,108	\$0	\$14,885	\$12,103	\$0	\$31,451
	Circuit Total	\$88,022	\$24,012	\$0	\$31,920	\$22,820	\$0	\$34,485
36	Butler	\$96,454	\$8,225	\$0	\$18,202	\$16,742	\$0	\$33,796
	Ripley	\$22,551	\$5,635	\$0	\$9,287	\$5,084	\$0	\$53,525
	Circuit Total	\$119,004	\$13,859	\$0	\$27,489	\$21,827	\$0	\$87,321
37	Carter	\$77,061	\$2,899	\$0	\$8,944	\$3,878	\$0	\$300
	Howell	\$188,744	\$14,456	\$13,967	\$26,755	\$15,639	\$1,028	\$32,971
	Oregon	\$18,431	\$1,553	\$0	\$2,867	\$2,281	\$0	\$5,204
	Shannon	\$44,444	\$2,949	\$2,013	\$6,395	\$2,957	\$0	\$0
	Circuit Total	\$328,679	\$21,856	\$15,980	\$44,960	\$24,754	\$1,038	\$38,474
38	Christian	\$195,339	\$20,472	\$15,526	\$37,386	\$25,104	\$430	\$35,609
	Circuit Total	\$195,339	\$20,472	\$15,526	\$37,386	\$25,104	\$430	\$35,609
39	Barry	\$68,737	\$11,063	\$0	\$20,064	\$12,709	\$0	\$23,189
	Lawrence	\$78,075	\$13,718	\$34,788	\$18,908	\$13,328	\$0	\$28,814
	Stone	\$36,886	\$6,531	\$2,010	\$11,014	\$9,493	\$0	\$20,764
	Circuit Total	\$183,698	\$31,312	\$36,798	\$49,986	\$35,530	\$0	\$72,766
40	McDonald	\$119,147	\$5,225	\$0	\$15,439	\$9,057	\$0	\$0
	Newton	\$293,579	\$17,767	\$3,099	\$36,077	\$25,535	\$0	\$0
	Circuit Total	\$412,726	\$22,991	\$3,099	\$51,516	\$34,592	\$0	\$0
41	Macon	\$101,355	\$4,339	\$33,340	\$15,253	\$7,929	\$10	\$14,035
	Shelby	\$62,056	\$2,545	\$10,478	\$8,382	\$3,202	\$80	\$16,936
	Circuit Total	\$163,412	\$6,884	\$43,818	\$23,635	\$11,131	\$90	\$30,971
42	Crawford	\$240,807	\$10,588	\$4,556	\$40,768	\$12,730	\$0	\$144,971
	Dent	\$104,077	\$12,543	\$0	\$14,856	\$6,099	\$320	\$28,546
	Iron	\$29,909	\$2,647	\$0	\$4,857	\$3,244	\$0	\$22,350
	Reynolds	\$22,097	\$2,435	\$0	\$3,507	\$1,821	\$20	\$11,236
	Wayne	\$45,555	\$7,463	\$2,977	\$17,547	\$6,249	\$210	\$131,849
	Circuit Total	\$442,445	\$35,675	\$7,532	\$81,536	\$30,144	\$550	\$338,952
43	Caldwell	\$104,312	\$6,954	\$7,767	\$10,387	\$3,799	\$0	\$1,022
	Clinton	\$169,053	\$5,187	\$5,919	\$16,161	\$7,586	\$0	\$3,321
	Daviess	\$100,611	\$2,604	\$0	\$12,441	\$4,538	\$30	\$0
	DeKalb	\$84,143	\$3,834	\$6,247	\$9,131	\$3,767	\$0	\$2
	Livingston	\$150,903	\$3,473	\$32,779	\$19,203	\$8,297	\$0	\$3,096
	Circuit Total	\$609,022	\$22,053	\$52,711	\$67,324	\$27,987	\$30	\$7,440
44	Douglas	\$36,095	\$5,399	\$3,349	\$9,460	\$4,506	\$0	\$34,749
	Ozark	\$38,416	\$3,208	\$0	\$7,713	\$3,612	\$0	\$19,447
	Wright	\$140,759	\$7,009	\$35,076	\$21,471	\$8,854	\$0	\$26,591
	Circuit Total	\$215,269	\$15,616	\$38,425	\$38,644	\$16,971	\$0	\$80,786
45	Lincoln	\$167,254	\$24,689	\$33,880	\$29,095	\$17,752	\$0	\$4,382
	Pike	\$59,575	\$6,469	\$1,245	\$10,492	\$5,230	\$0	\$810
	Circuit Total	\$226,829	\$31,158	\$35,125	\$39,587	\$22,982	\$0	\$5,191
46	Taney	\$120,560	\$14,734	\$0	\$31,250	\$19,807	\$0	\$0
	Circuit Total	\$120,560	\$14,734	\$0	\$31,250	\$19,807	\$0	\$0
STATE TOTAL		\$15,068,542	\$3,465,003	\$1,035,379	\$2,534,922	\$2,048,029	\$848,082	\$1,967,839

Table 79
Circuit Court, FY 2020
Disbursements to Counties

Refer to the last page of this section for a list of the disbursements included in 'Other (2)' column.

Cir. No.	County	Family Court	Bonds Forfeited	Law Enforcement Training	Domestic Violence Surcharge	Prosecuting Attorney Training-County	Other (2)	Total
25	Maries	\$1,380	\$0	\$760	\$1,636	\$817	\$1,801	\$80,745
	Phelps	\$8,040	\$1,000	\$8,250	\$9,255	\$8,840	\$27,059	\$738,274
	Pulaski	\$14,760	\$1,552	\$6,281	\$7,540	\$6,730	\$20,314	\$557,323
	Texas	\$5,635	\$241	\$3,473	\$3,750	\$3,178	\$8,009	\$298,110
	Circuit Total	\$29,815	\$2,793	\$18,764	\$22,181	\$19,565	\$57,183	\$1,674,452
26	Camden	\$7,980	\$14,020	\$2,867	\$3,860	\$2,913	\$7,386	\$381,540
	Laclede	\$9,000	\$600	\$3,453	\$4,113	\$3,427	\$10,571	\$321,582
	Miller	\$5,211	\$0	\$3,050	\$3,452	\$3,169	\$9,370	\$276,993
	Moniteau	\$2,640	\$3,525	\$1,179	\$1,395	\$1,224	\$2,472	\$136,214
	Morgan	\$3,360	\$3,500	\$1,340	\$1,757	\$1,411	\$4,979	\$188,324
	Circuit Total	\$28,191	\$21,645	\$11,888	\$14,576	\$12,145	\$34,778	\$1,304,652
27	Bates	\$0	\$1,100	\$2,969	\$158	\$3,050	\$8,455	\$275,360
	Henry	\$0	\$2,095	\$3,548	\$211	\$3,868	\$8,550	\$240,788
	St. Clair	\$0	\$10,250	\$1,861	\$570	\$1,961	\$5,210	\$203,744
	Circuit Total	\$0	\$13,445	\$8,378	\$939	\$8,880	\$22,215	\$719,891
28	Barton	\$0	\$2,500	\$1,714	\$3,562	\$1,771	\$4,683	\$109,216
	Cedar	\$0	\$500	\$698	\$1,658	\$747	\$2,343	\$63,713
	Dade	\$0	\$0	\$364	\$864	\$372	\$1,894	\$38,830
	Vernon	\$0	\$0	\$1,792	\$2,272	\$1,818	\$8,721	\$153,833
	Circuit Total	\$0	\$3,000	\$4,568	\$8,356	\$4,708	\$17,641	\$365,591
29	Jasper	\$33,512	\$17,449	\$6,439	\$15,160	\$6,822	\$27,021	\$576,339
	Circuit Total	\$33,512	\$17,449	\$6,439	\$15,160	\$6,822	\$27,021	\$576,339
30	Benton	\$0	\$1,150	\$1,570	\$3,459	\$1,604	\$3,859	\$144,761
	Dallas	\$0	\$0	\$1,390	\$0	\$1,486	\$3,693	\$111,721
	Hickory	\$0	\$0	\$607	\$606	\$671	\$2,114	\$63,294
	Polk	\$6,664	\$300	\$3,909	\$4,415	\$4,168	\$8,428	\$347,860
	Webster	\$0	\$0	\$3,055	\$6,699	\$3,324	\$12,742	\$218,933
	Circuit Total	\$6,664	\$1,450	\$10,529	\$15,178	\$11,253	\$30,836	\$886,568
31	Greene	\$74,203	\$28,235	\$8,950	\$20,643	\$9,522	\$158,308	\$998,655
	Circuit Total	\$74,203	\$28,235	\$8,950	\$20,643	\$9,522	\$158,308	\$998,655
32	Bollinger	\$0	\$500	\$578	\$582	\$641	\$2,598	\$51,159
	Cape Girardeau	\$0	\$10,875	\$3,196	\$12,092	\$3,395	\$11,616	\$278,178
	Perry	\$0	\$9,250	\$1,818	\$4,867	\$1,983	\$7,782	\$184,616
	Circuit Total	\$0	\$20,625	\$5,592	\$17,542	\$6,019	\$21,996	\$513,953
33	Mississippi	\$3,150	\$0	\$1,915	\$2,254	\$1,910	\$6,110	\$137,545
	Scott	\$10,287	\$0	\$1,816	\$4,468	\$1,923	\$5,078	\$185,134
	Circuit Total	\$13,437	\$0	\$3,731	\$6,722	\$3,833	\$11,189	\$322,679
34	New Madrid	\$0	\$3,630	\$2,288	\$0	\$2,350	\$1,023	\$201,008
	Pemiscot	\$0	\$0	\$4,248	\$0	\$4,435	\$12,816	\$291,654
	Circuit Total	\$0	\$3,630	\$6,536	\$0	\$6,784	\$13,838	\$492,662
35	Dunklin	\$0	\$0	\$1,218	\$1,772	\$1,395	\$2,619	\$89,016
	Stoddard	\$0	\$2,500	\$1,195	\$832	\$1,268	\$2,605	\$127,647
	Circuit Total	\$0	\$2,500	\$2,412	\$2,604	\$2,663	\$5,225	\$216,663
36	Butler	\$0	\$4,500	\$1,755	\$2,705	\$2,127	\$723	\$185,229
	Ripley	\$0	\$0	\$816	\$1,118	\$865	\$930	\$99,810
	Circuit Total	\$0	\$4,500	\$2,571	\$3,823	\$2,992	\$1,652	\$285,039
37	Carter	\$1,594	\$600	\$1,397	\$0	\$1,497	\$4,341	\$102,510
	Howell	\$10,865	\$0	\$3,475	\$4,491	\$3,537	\$12,600	\$328,527
	Oregon	\$2,331	\$11,017	\$286	\$0	\$320	\$1,363	\$45,661
	Shannon	\$1,200	\$0	\$851	\$0	\$1,094	\$2	\$61,904
	Circuit Total	\$15,990	\$11,617	\$6,009	\$4,491	\$6,447	\$18,306	\$538,603
38	Christian	\$17,760	\$0	\$4,649	\$0	\$5,042	\$10,469	\$367,786
	Circuit Total	\$17,760	\$0	\$4,649	\$0	\$5,042	\$10,469	\$367,786
39	Barry	\$0	\$5,105	\$2,001	\$3,737	\$1,974	\$5,150	\$153,729
	Lawrence	\$0	\$0	\$1,452	\$3,052	\$1,432	\$7,003	\$200,570
	Stone	\$0	\$0	\$1,124	\$2,966	\$1,105	\$4,671	\$96,563
	Circuit Total	\$0	\$5,105	\$4,578	\$9,755	\$4,512	\$16,824	\$450,863
40	McDonald	\$0	\$0	\$1,838	\$1,864	\$1,853	\$3,506	\$157,930
	Newton	\$0	\$1,509	\$5,532	\$5,363	\$5,880	\$12,357	\$406,697
	Circuit Total	\$0	\$1,509	\$7,370	\$7,227	\$7,734	\$15,863	\$564,627
41	Macon	\$0	\$0	\$2,138	\$0	\$2,309	\$6,665	\$187,373
	Shelby	\$0	\$5,122	\$1,145	\$6	\$1,197	\$3,367	\$114,515
	Circuit Total	\$0	\$5,122	\$3,283	\$6	\$3,506	\$10,032	\$301,889
42	Crawford	\$0	\$9,040	\$4,443	\$0	\$4,890	\$11,839	\$484,632
	Dent	\$0	\$2,450	\$1,700	\$1,711	\$1,426	\$5,908	\$179,635
	Iron	\$0	\$0	\$591	\$0	\$668	\$2,163	\$66,430
	Reynolds	\$0	\$0	\$332	\$2	\$379	\$560	\$42,388
	Wayne	\$0	\$0	\$2,028	\$140	\$2,084	\$2,212	\$218,313
	Circuit Total	\$0	\$11,490	\$9,094	\$1,853	\$9,447	\$22,682	\$991,399
43	Caldwell	\$0	\$0	\$1,534	\$88	\$1,790	\$3,566	\$141,218
	Clinton	\$0	\$0	\$2,516	\$2,810	\$2,810	\$10,841	\$226,203
	Daviess	\$0	\$5,750	\$1,755	\$134	\$1,958	\$5,980	\$135,800
	DeKalb	\$0	\$750	\$1,174	\$170	\$1,198	\$2,943	\$113,360
	Livingston	\$0	\$0	\$2,829	\$296	\$3,018	\$10,559	\$234,454
	Circuit Total	\$0	\$6,500	\$9,807	\$3,498	\$10,774	\$33,888	\$851,035
44	Douglas	\$0	\$0	\$972	\$0	\$1,031	\$3,077	\$98,638
	Ozark	\$0	\$1,250	\$992	\$0	\$1,099	\$1,969	\$77,706
	Wright	\$0	\$6,800	\$2,962	\$0	\$3,167	\$8,644	\$261,332
	Circuit Total	\$0	\$8,050	\$4,926	\$0	\$5,298	\$13,690	\$437,676
45	Lincoln	\$12,131	-\$2,000	\$3,039	\$7,105	\$2,823	\$7,750	\$307,901
	Pike	\$3,240	\$0	\$1,090	\$2,415	\$1,192	\$3,891	\$95,647
	Circuit Total	\$15,370	-\$2,000	\$4,129	\$9,520	\$4,015	\$11,641	\$403,548
46	Taney	\$0	\$0	\$3,006	\$0	\$3,157	\$8,663	\$201,178
	Circuit Total	\$0	\$0	\$3,006	\$0	\$3,157	\$8,663	\$201,178
STATE TOTAL		\$857,278	\$307,896	\$301,178	\$431,372	\$317,458	\$2,672,255	\$31,855,234

Table 80
Circuit Court, FY 2020
Disbursements to Municipalities

Refer to the last page of this section for a list of the disbursements included in 'Other (3)' column.

Cir. No.	County	Fine-Municipal	Clerk Fee-Municipal	Domestic Violence-Municipal	Other (3)	Total
1	Clark	\$795	\$0	\$6	\$6	\$807
	Schulyer	\$5,837	\$0	\$0	\$62	\$5,898
	Scotland	\$362	\$0	\$0	\$0	\$362
	Circuit Total	\$6,993	\$0	\$6	\$68	\$7,067
2	Adair	\$25,779	\$0	\$0	\$0	\$25,779
	Knox	\$0	\$0	\$0	\$0	\$0
	Lewis	\$0	\$0	\$0	\$0	\$0
	Circuit Total	\$25,779	\$0	\$0	\$0	\$25,779
3	Grundy	\$18,667	\$0	\$200	\$200	\$19,067
	Harrison	\$14,030	\$0	\$0	\$40	\$14,070
	Mercer	\$300	\$0	\$0	\$0	\$300
	Putnam	\$809	\$0	\$0	\$14	\$823
	Circuit Total	\$33,806	\$0	\$200	\$254	\$34,260
4	Atchison	\$0	\$0	\$0	\$0	\$0
	Gentry	\$1,344	\$0	\$0	\$16	\$1,360
	Holt	\$781	\$0	\$0	\$22	\$803
	Nodaway	\$0	\$0	\$0	\$395	\$395
	Worth	\$0	\$0	\$0	\$0	\$0
	Circuit Total	\$2,124	\$0	\$0	\$433	\$2,557
5	Andrew	\$15,671	\$1,873	\$0	\$352	\$17,896
	Buchanan	-\$52	\$0	\$0	\$8,783	\$8,732
	Circuit Total	\$15,619	\$1,873	\$0	\$9,135	\$26,627
6	Platte	\$73,176	\$0	\$4	\$4	\$73,184
	Circuit Total	\$73,176	\$0	\$4	\$4	\$73,184
7	Clay	\$172,374	\$0	\$0	\$0	\$172,374
	Circuit Total	\$172,374	\$0	\$0	\$0	\$172,374
8	Carroll	\$7,773	\$0	\$0	\$22	\$7,795
	Ray	\$839	\$0	\$0	\$4	\$843
	Circuit Total	\$8,612	\$0	\$0	\$26	\$8,638
9	Chariton	\$2,678	\$0	\$0	\$0	\$2,678
	Linn	\$30,708	\$0	\$0	\$36	\$30,744
	Sullivan	\$1,720	\$0	\$0	\$312	\$2,032
	Circuit Total	\$35,106	\$0	\$0	\$348	\$35,454
10	Marion	\$0	\$0	\$0	\$2,893	\$2,893
	Monroe	\$0	\$0	\$0	\$0	\$0
	Ralls	\$8,167	\$0	\$11	\$26	\$8,204
	Circuit Total	\$8,167	\$0	\$11	\$2,919	\$11,097
11	St. Charles	\$1,848	\$277	\$0	\$0	\$2,125
	Circuit Total	\$1,848	\$277	\$0	\$0	\$2,125
12	Audrain	\$6,854	\$0	\$66	\$136	\$7,056
	Montgomery	\$18,491	\$12	\$0	\$292	\$18,794
	Warren	\$40,165	\$0	\$144	\$1,416	\$41,725
	Circuit Total	\$65,510	\$12	\$210	\$1,843	\$67,575
13	Boone	\$41,156	\$0	\$0	\$56	\$41,212
	Callaway	\$59,433	\$0	\$0	\$3,471	\$62,904
	Circuit Total	\$100,589	\$0	\$0	\$3,527	\$104,116
14	Howard	\$23,620	\$0	\$0	\$32	\$23,652
	Randolph	\$16,173	\$0	\$48	\$378	\$16,598
	Circuit Total	\$39,792	\$0	\$48	\$410	\$40,250
15	Lafayette	\$1,785	\$0	\$0	\$121	\$1,906
	Saline	\$15,933	\$0	\$0	\$0	\$15,933
	Circuit Total	\$17,718	\$0	\$0	\$121	\$17,839
16	Jackson	\$137,006	\$0	\$0	\$1,285	\$138,291
	Circuit Total	\$137,006	\$0	\$0	\$1,285	\$138,291
17	Cass	\$111,375	\$0	\$0	\$14	\$111,389
	Johnson	\$33,968	\$0	\$12	\$148	\$34,128
	Circuit Total	\$145,343	\$0	\$12	\$162	\$145,517
18	Cooper	\$110,684	\$0	\$0	-\$154	\$110,530
	Pettis	\$1,901	\$0	\$0	\$1,033	\$2,934
	Circuit Total	\$112,585	\$0	\$0	\$879	\$113,464
19	Cole	\$3,594	\$0	\$30	\$56	\$3,680
	Circuit Total	\$3,594	\$0	\$30	\$56	\$3,680
20	Franklin	\$48,040	\$92	\$0	\$14,596	\$62,727
	Gasconade	\$16,265	\$0	\$0	\$0	\$16,265
	Osage	\$7,512	\$0	\$0	\$104	\$7,616
	Circuit Total	\$71,817	\$92	\$0	\$14,700	\$86,608
21	St Louis County	\$30	\$0	\$0	\$0	\$30
	Circuit Total	\$30	\$0	\$0	\$0	\$30
22	City of St. Louis	\$0	\$0	\$0	\$0	\$0
	Circuit Total	\$0	\$0	\$0	\$0	\$0
23	Jefferson	\$30,475	\$50	\$0	\$1,603	\$32,128
	Circuit Total	\$30,475	\$50	\$0	\$1,603	\$32,128
24	Madison	\$0	\$12	\$0	\$0	\$12
	St. Francois	\$8,051	\$0	\$0	\$0	\$8,051
	Ste. Genevieve	\$23,378	\$0	\$0	\$0	\$23,378
	Washington	\$0	\$0	\$0	\$0	\$0
	Circuit Total	\$31,429	\$12	\$0	\$0	\$31,441

Table 80
Circuit Court, FY 2020
Disbursements to Municipalities

Refer to the last page of this section for a list of the disbursements included in 'Other (3)' column.

Cir. No.	County	Fine-Municipal	Clerk Fee-Municipal	Domestic Violence-Municipal	Other (3)	Total
25	Maries	\$58,636	\$0	\$0	\$4	\$58,640
	Phelps	\$65,054	\$24	\$0	\$2,737	\$67,815
	Pulaski	\$0	\$0	\$0	\$0	\$0
	Texas	\$0	\$0	\$0	\$0	\$0
	Circuit Total	\$123,690	\$24	\$0	\$2,741	\$126,455
26	Camden	\$76,125	\$0	\$5	\$12	\$76,142
	Laclede	\$604	\$0	\$12	\$1,293	\$1,909
	Miller	\$5,014	\$0	\$0	\$18	\$5,032
	Moniteau	\$16,717	\$0	\$2	\$30	\$16,749
	Morgan	\$22,942	\$0	\$0	\$0	\$22,942
	Circuit Total	\$121,400	\$0	\$19	\$1,353	\$122,773
27	Bates	\$7,743	\$0	\$31	\$74	\$7,847
	Henry	\$16,232	\$0	\$0	\$28	\$16,260
	St. Clair	\$33,145	\$0	\$0	\$0	\$33,145
	Circuit Total	\$57,120	\$0	\$31	\$102	\$57,252
28	Barton	\$503	\$0	\$0	\$0	\$503
	Cedar	\$6,635	\$110	\$24	\$12	\$6,781
	Dade	\$180	\$0	\$0	\$2	\$182
	Vernon	\$0	\$0	\$0	-\$19	-\$19
	Circuit Total	\$7,317	\$110	\$24	-\$5	\$7,446
29	Jasper	\$49,643	\$48	\$0	\$3,425	\$53,116
	Circuit Total	\$49,643	\$48	\$0	\$3,425	\$53,116
30	Benton	\$0	\$0	\$0	\$0	\$0
	Dallas	\$1,479	\$0	\$0	\$75	\$1,554
	Hickory	\$0	\$0	\$0	\$0	\$0
	Polk	\$11,969	\$0	\$0	\$52	\$12,021
	Webster	\$2,838	\$0	\$0	\$26	\$2,864
	Circuit Total	\$16,286	\$0	\$0	\$153	\$16,439
31	Greene	\$0	\$0	\$0	\$19,716	\$19,716
	Circuit Total	\$0	\$0	\$0	\$19,716	\$19,716
32	Bollinger	\$8,109	\$0	\$0	-\$76	\$8,033
	Cape Girardeau	\$473	\$0	\$0	\$0	\$473
	Perry	\$0	\$0	\$0	\$0	\$0
	Circuit Total	\$8,581	\$0	\$0	-\$76	\$8,505
33	Mississippi	\$147	\$0	\$0	\$6	\$153
	Scott	\$38,436	\$0	\$0	\$4	\$38,440
	Circuit Total	\$38,583	\$0	\$0	\$10	\$38,593
34	New Madrid	\$5,077	\$0	\$0	-\$10	\$5,067
	Pemiscot	\$0	\$0	\$0	\$0	\$0
	Circuit Total	\$5,077	\$0	\$0	-\$10	\$5,067
35	Dunklin	\$0	\$0	\$0	\$0	\$0
	Stoddard	\$231	\$0	\$0	\$0	\$231
	Circuit Total	\$231	\$0	\$0	\$0	\$231
36	Butler	\$33,858	\$0	\$0	\$163	\$34,021
	Ripley	\$16,409	\$0	\$0	\$20	\$16,429
	Circuit Total	\$50,266	\$0	\$0	\$183	\$50,449
37	Carter	\$168,941	\$0	\$0	\$28	\$168,969
	Howell	\$0	\$0	\$0	\$2	\$2
	Oregon	\$4,497	\$0	\$0	\$42	\$4,539
	Shannon	\$7,242	\$0	\$0	\$20	\$7,261
	Circuit Total	\$180,679	\$0	\$0	\$92	\$180,771
38	Christian	\$8,105	\$0	\$0	\$0	\$8,105
	Circuit Total	\$8,105	\$0	\$0	\$0	\$8,105
39	Barry	\$70	\$0	\$0	\$0	\$70
	Lawrence	\$151	\$0	\$0	\$328	\$479
	Stone	\$6,905	\$0	\$0	\$24	\$6,929
	Circuit Total	\$7,126	\$0	\$0	\$352	\$7,478
40	McDonald	\$0	\$0	\$0	\$0	\$0
	Newton	\$0	\$0	\$0	\$0	\$0
	Circuit Total	\$0	\$0	\$0	\$0	\$0
41	Macon	\$48,623	\$0	\$0	\$537	\$49,160
	Shelby	\$100	\$0	\$0	\$100	\$100
	Circuit Total	\$48,723	\$0	\$0	\$537	\$49,260
42	Crawford	\$9,702	\$0	\$0	\$28	\$9,730
	Dent	\$12,667	\$0	\$0	\$743	\$13,410
	Iron	\$38,494	\$0	\$0	\$24	\$38,518
	Reynolds	\$13,509	\$0	\$0	\$14	\$13,523
	Wayne	\$0	\$0	\$0	\$0	\$0
	Circuit Total	\$74,371	\$0	\$0	\$809	\$75,180
43	Caldwell	\$20,995	\$0	\$21	\$178	\$21,194
	Clinton	\$0	\$0	\$0	\$0	\$0
	Daviess	\$1,761	\$0	\$0	\$46	\$1,807
	DeKalb	\$638	\$0	\$0	\$18	\$656
	Livingston	\$34,654	\$0	\$81	\$465	\$35,199
	Circuit Total	\$58,047	\$0	\$102	\$707	\$58,855
44	Douglas	\$10,997	\$0	\$0	\$0	\$10,997
	Ozark	\$1,498	\$0	\$0	\$0	\$1,498
	Wright	\$0	\$0	\$0	\$0	\$0
	Circuit Total	\$12,495	\$0	\$0	\$0	\$12,495
45	Lincoln	\$58,827	\$0	\$116	\$2,176	\$61,118
	Pike	\$15,526	\$0	\$134	\$70	\$15,730
	Circuit Total	\$74,353	\$0	\$250	\$2,245	\$76,848
46	Taney	\$7,961	\$0	\$0	\$0	\$7,961
	Circuit Total	\$7,961	\$0	\$0	\$0	\$7,961
STATE TOTAL		\$2,089,540	\$2,496	\$946	\$70,105	\$2,163,088

Table 81
Circuit Court, FY 2020
Disbursements to Other Recipients

Refer to the last page of this section for a list of the disbursements included in 'Other (4)' column.

Cir. No.	County	Sheriffs Retirement	Pros Atty Retirement Fund	Law Library	Treatment Court Fee	Restitution	Guardian Ad Litem	Publication	Garnishments	Bonds Refunded
1	Clark	\$4,059	\$4,618	\$2,951	\$7,404	\$0	\$0	\$0	\$12,883	\$217,278
	Schulyer	\$2,034	\$1,871	\$2,682	\$0	\$0	\$1,000	\$0	\$6,694	\$58,305
	Scotland	\$843	\$584	\$2,016	\$0	\$0	\$81	\$0	\$190	\$4,157
	Circuit Total	\$6,936	\$7,073	\$7,648	\$7,404	\$0	\$1,081	\$0	\$19,767	\$279,740
2	Adair	\$6,190	\$4,068	\$14,442	\$0	\$0	\$0	\$0	\$51,199	\$136,338
	Knox	\$827	\$624	\$1,485	\$0	\$0	\$0	\$0	\$15,964	\$10,919
	Lewis	\$4,964	\$5,205	\$4,455	\$0	\$0	\$0	\$0	\$29,972	\$62,506
	Circuit Total	\$11,981	\$9,897	\$20,382	\$0	\$0	\$0	\$0	\$97,135	\$209,763
3	Grundy	\$2,369	\$1,845	\$4,155	\$2,895	\$1,205	\$0	\$0	\$13,442	\$33,419
	Harrison	\$6,835	\$7,436	\$6,060	\$2,130	\$9,333	\$12,450	\$0	\$58,626	\$67,961
	Mercer	\$780	\$660	\$1,410	\$0	\$280	\$0	\$0	\$16,854	\$10,482
	Putnam	\$1,419	\$1,084	\$2,872	\$30	\$608	\$0	\$0	\$13,337	\$84,792
	Circuit Total	\$11,403	\$11,026	\$14,497	\$5,055	\$11,426	\$12,450	\$0	\$102,260	\$196,653
4	Atchison	\$2,970	\$3,332	\$2,360	\$0	\$0	\$0	\$0	\$13,406	\$44,273
	Gentry	\$1,504	\$950	\$3,825	\$0	\$0	\$0	\$0	\$124,077	\$8,796
	Holt	\$4,605	\$5,391	\$2,655	\$0	\$0	\$0	\$0	\$76,529	\$1,871
	Nodaway	\$5,017	\$4,630	\$7,725	\$5,345	\$0	\$0	\$0	\$173,332	\$53,303
	Worth	\$690	\$596	\$1,214	\$1,225	\$3	\$0	\$0	\$19,152	\$3,600
	Circuit Total	\$14,788	\$14,900	\$17,779	\$6,570	\$3	\$0	\$0	\$406,496	\$111,842
5	Andrew	\$6,088	\$3,833	\$10,717	\$0	\$0	\$0	\$0	\$361,194	\$124,178
	Buchanan	\$19,594	\$7,537	\$46,070	\$56,298	\$821	\$750	\$0	\$2,295,023	\$236,138
	Circuit Total	\$25,682	\$11,370	\$56,787	\$56,298	\$821	\$750	\$0	\$2,656,217	\$360,316
6	Platte	\$27,325	\$25,194	\$41,475	\$6,548	\$0	\$0	\$0	\$474,110	\$979,241
	Circuit Total	\$27,325	\$25,194	\$41,475	\$6,548	\$0	\$0	\$0	\$474,110	\$979,241
7	Clay	\$44,726	\$20,171	\$46,920	\$24,104	\$0	\$0	\$0	\$1,401,847	\$400,622
	Circuit Total	\$44,726	\$20,171	\$46,920	\$24,104	\$0	\$0	\$0	\$1,401,847	\$400,622
8	Carroll	\$1,786	\$1,078	\$4,725	\$0	\$122	\$500	\$0	\$20,025	\$13,393
	Ray	\$4,904	\$3,198	\$12,444	\$3,120	\$34	\$1,751	\$0	\$150,293	\$107,694
	Circuit Total	\$6,691	\$4,276	\$17,169	\$3,120	\$155	\$2,251	\$0	\$170,318	\$121,087
9	Chariton	\$1,595	\$1,081	\$694	\$1,720	\$767	\$2,955	\$0	\$31,166	\$41,753
	Linn	\$4,360	\$3,939	\$1,600	\$7,835	\$89	\$0	\$0	\$26,710	\$67,451
	Sullivan	\$2,146	\$1,577	\$962	\$2,420	\$0	\$0	\$0	\$24,222	\$27,132
	Circuit Total	\$8,101	\$6,598	\$3,255	\$11,975	\$856	\$2,955	\$0	\$82,098	\$136,336
10	Marion	\$9,530	\$5,900	\$2,950	\$3,501	\$5,681	\$0	\$0	\$86,214	\$78,231
	Monroe	\$2,788	\$2,530	\$760	\$0	\$0	\$0	\$0	\$19,836	\$46,617
	Ralls	\$4,494	\$4,650	\$1,250	\$0	\$0	\$0	\$0	\$23,713	\$32,038
	Circuit Total	\$16,812	\$13,080	\$4,960	\$3,501	\$5,681	\$0	\$0	\$129,762	\$156,885
11	St. Charles	\$42,523	\$7,350	\$164,000	\$0	\$0	\$0	\$0	\$2,404,238	\$1,660,239
	Circuit Total	\$42,523	\$7,350	\$164,000	\$0	\$0	\$0	\$0	\$2,404,238	\$1,660,239
12	Audrain	\$4,690	\$3,370	\$11,874	\$12,148	\$1,500	\$0	\$0	\$186,239	\$67,432
	Montgomery	\$3,865	\$3,315	\$5,745	\$4,876	\$71	\$6,425	\$0	\$50,233	\$152,573
	Warren	\$7,418	\$4,627	\$17,111	\$29,615	\$0	\$0	\$0	\$163,596	\$187,837
	Circuit Total	\$15,974	\$11,312	\$34,730	\$46,639	\$1,571	\$6,425	\$0	\$400,068	\$407,842
13	Boone	\$31,411	\$16,829	\$28,606	\$114,402	\$1,441	\$877	-\$150	\$705,083	\$680,549
	Callaway	\$11,046	\$8,496	\$7,576	\$13,790	\$0	\$150	\$57	\$269,055	\$189,708
	Circuit Total	\$42,458	\$25,325	\$36,182	\$128,192	\$1,441	\$1,027	-\$93	\$974,137	\$870,257
14	Howard	\$2,060	\$1,422	\$2,650	\$0	\$0	\$500	\$0	\$34,841	\$26,718
	Randolph	\$9,685	\$6,596	\$14,013	\$1,117	\$8,484	\$2,150	\$0	\$116,256	\$125,814
	Circuit Total	\$11,745	\$8,017	\$16,663	\$1,117	\$8,484	\$2,650	\$0	\$151,098	\$152,532
15	Lafayette	\$13,364	\$12,848	\$16,005	\$10,867	\$1,150	\$0	\$0	\$113,061	\$670,035
	Saline	\$5,568	\$3,729	\$13,796	\$7,151	\$0	\$500	\$0	\$293,226	\$625,359
	Circuit Total	\$18,933	\$16,577	\$29,801	\$18,018	\$1,150	\$500	\$0	\$406,287	\$1,295,394
16	Jackson	\$112,121	\$15,504	\$632,629	\$31,181	\$7,184	\$1,200	\$610	\$5,111,663	\$1,961,809
	Circuit Total	\$112,121	\$15,504	\$632,629	\$31,181	\$7,184	\$1,200	\$610	\$5,111,663	\$1,961,809
17	Cass	\$19,300	\$10,785	\$85,501	\$20,788	\$0	\$0	-\$200	\$442,057	\$403,175
	Johnson	\$9,261	\$7,143	\$22,925	\$6,790	\$0	\$0	\$0	\$132,776	\$335,435
	Circuit Total	\$28,561	\$17,928	\$108,425	\$27,578	\$0	\$0	-\$200	\$574,833	\$738,610
18	Cooper	\$4,636	\$4,400	\$9,132	\$0	\$0	\$0	\$0	\$116,835	\$128,213
	Pettis	\$8,013	\$4,261	\$20,334	\$0	\$0	\$0	\$0	\$476,929	\$112,170
	Circuit Total	\$12,649	\$8,661	\$29,466	\$0	\$0	\$0	\$0	\$593,764	\$240,383
19	Cole	\$11,601	\$6,160	\$34,339	\$9,995	\$0	\$0	\$0	\$730,861	\$309,650
	Circuit Total	\$11,601	\$6,160	\$34,339	\$9,995	\$0	\$0	\$0	\$730,861	\$309,650
20	Franklin	\$22,783	\$14,642	\$85,752	\$43,726	\$0	\$0	\$0	\$647,039	\$1,263,636
	Gasconade	\$2,535	\$1,337	\$7,514	\$0	\$0	\$0	\$0	\$66,013	\$17,604
	Osage	\$2,289	\$1,541	\$5,481	\$14,859	\$0	\$0	\$0	\$23,196	\$6,207
	Circuit Total	\$27,607	\$17,520	\$98,747	\$58,585	\$0	\$0	\$0	\$736,248	\$1,287,447
21	St Louis County	\$0	\$17,603	\$924,362	\$0	\$0	\$75	\$0	\$11,308,644	\$2,851,008
	Circuit Total	\$0	\$17,603	\$924,362	\$0	\$0	\$75	\$0	\$11,308,644	\$2,851,008
22	City of St. Louis	\$74,150	\$2,550	\$353,317	\$24,578	\$0	\$0	\$36	\$4,809,173	\$1,874,305
	Circuit Total	\$74,150	\$2,550	\$353,317	\$24,578	\$0	\$0	\$36	\$4,809,173	\$1,874,305
23	Jefferson	\$33,295	\$12,656	\$116,889	\$30,853	\$0	\$0	\$0	\$1,153,536	\$402,008
	Circuit Total	\$33,295	\$12,656	\$116,889	\$30,853	\$0	\$0	\$0	\$1,153,536	\$402,008
24	Madison	\$4,327	\$2,642	\$7,309	\$6,079	\$0	\$0	\$0	\$50,897	\$23,830
	St. Francois	\$11,600	\$5,432	\$23,808	\$21,976	\$0	\$0	\$0	\$351,570	\$80,159
	Ste. Genevieve	\$10,063	\$10,889	\$9,824	\$0	\$0	\$0	\$0	\$80,699	\$57,258
	Washington	\$5,050	\$2,147	\$11,163	\$14,328	\$0	\$0	\$0	\$261,138	\$16,931
	Circuit Total	\$31,040	\$21,089	\$52,104	\$42,383	\$0	\$0	\$0	\$744,303	\$178,178

Table 81
Circuit Court, FY 2020
Disbursements to Other Recipients

Refer to the last page of this section for a list of the disbursements included in 'Other (4)' column.

Exclusions:

Cir. No.	County	Other (4)	Total Paid to Other Recipients	Exclusions:			Disbursements to Other Recipients Less Exclusions
				Bond Refunds	Refunds Included in (Other 4) Total	Total Exclusions	
1	Clark	\$11,388	\$260,580	\$217,278	\$5,497	\$222,776	\$37,805
	Schulyer	\$9,186	\$81,772	\$58,305	\$6,621	\$64,926	\$16,845
	Scotland	\$3,245	\$11,116	\$4,157	\$1,206	\$5,363	\$5,752
	Circuit Total	\$23,819	\$353,468	\$279,740	\$13,325	\$293,065	\$60,403
2	Adair	\$13,706	\$225,943	\$136,338	\$9,478	\$145,817	\$80,126
	Knox	\$17,791	\$47,609	\$10,919	\$17,131	\$28,050	\$19,559
	Lewis	\$6,120	\$113,223	\$62,506	\$4,173	\$66,679	\$46,544
	Circuit Total	\$37,617	\$386,775	\$209,763	\$30,782	\$240,545	\$146,230
3	Grundy	\$7,821	\$67,152	\$33,419	\$4,553	\$37,972	\$29,179
	Harrison	\$14,311	\$185,143	\$67,961	\$9,196	\$77,157	\$107,986
	Mercer	\$3,152	\$33,618	\$10,482	\$2,529	\$13,010	\$20,607
	Putnam	\$15,559	\$119,701	\$84,792	\$775	\$85,567	\$34,134
	Circuit Total	\$40,844	\$405,614	\$196,653	\$17,053	\$213,707	\$191,907
4	Atchison	\$3,704	\$70,046	\$44,273	\$3,014	\$47,287	\$22,759
	Gentry	\$3,360	\$142,513	\$8,796	\$1,879	\$10,675	\$131,837
	Holt	\$5,959	\$97,009	\$1,871	\$4,780	\$6,650	\$90,359
	Nodaway	\$15,699	\$265,052	\$53,303	\$13,005	\$66,308	\$198,744
	Worth	\$2,285	\$28,766	\$3,600	\$690	\$4,290	\$24,476
	Circuit Total	\$31,007	\$603,386	\$111,842	\$23,369	\$135,211	\$468,174
5	Andrew	\$17,470	\$523,479	\$124,178	\$1,594	\$125,772	\$397,708
	Buchanan	\$148,613	\$2,810,844	\$236,138	\$49,593	\$285,731	\$2,525,113
	Circuit Total	\$166,083	\$3,334,323	\$360,316	\$51,187	\$411,502	\$2,922,821
6	Platte	\$90,854	\$1,644,748	\$979,241	\$73,262	\$1,052,503	\$592,244
	Circuit Total	\$90,854	\$1,644,748	\$979,241	\$73,262	\$1,052,503	\$592,244
7	Clay	\$99,468	\$2,037,857	\$400,622	\$62,145	\$462,767	\$1,575,090
	Circuit Total	\$99,468	\$2,037,857	\$400,622	\$62,145	\$462,767	\$1,575,090
8	Carroll	\$3,243	\$44,873	\$13,393	\$1,478	\$14,871	\$30,002
	Ray	\$228,553	\$511,990	\$107,694	\$218,959	\$326,654	\$185,336
	Circuit Total	\$231,796	\$556,862	\$121,087	\$220,437	\$341,524	\$215,338
9	Chariton	\$8,231	\$89,961	\$41,753	\$2,400	\$44,153	\$45,809
	Linn	\$26,249	\$138,232	\$67,451	\$21,238	\$88,688	\$49,544
	Sullivan	\$3,540	\$61,999	\$27,132	\$535	\$27,667	\$34,332
Circuit Total	\$38,019	\$290,193	\$136,336	\$24,173	\$160,508	\$129,685	
10	Marion	\$62,282	\$254,288	\$78,231	\$32,151	\$110,383	\$143,906
	Monroe	\$2,459	\$74,990	\$46,617	\$1,131	\$47,748	\$27,242
	Ralls	\$12,234	\$78,377	\$32,038	\$9,392	\$41,430	\$36,948
	Circuit Total	\$76,975	\$407,656	\$156,885	\$42,675	\$199,561	\$208,095
11	St. Charles	\$996,272	\$5,274,622	\$1,660,239	\$901,009	\$2,561,248	\$2,713,374
	Circuit Total	\$996,272	\$5,274,622	\$1,660,239	\$901,009	\$2,561,248	\$2,713,374
12	Audrain	\$187,120	\$474,374	\$67,432	\$174,612	\$242,044	\$232,330
	Montgomery	\$87,628	\$314,731	\$152,573	\$83,453	\$236,027	\$78,705
	Warren	\$65,298	\$475,502	\$187,837	\$56,887	\$244,725	\$230,777
	Circuit Total	\$340,046	\$1,264,607	\$407,842	\$314,953	\$722,795	\$541,812
13	Boone	\$312,114	\$1,891,162	\$680,549	\$104,035	\$784,584	\$1,106,578
	Callaway	\$158,002	\$657,881	\$189,708	\$138,019	\$327,726	\$330,154
	Circuit Total	\$470,117	\$2,549,042	\$870,257	\$242,053	\$1,112,310	\$1,436,732
14	Howard	\$15,657	\$83,847	\$26,718	\$13,425	\$40,143	\$43,705
	Randolph	\$24,600	\$308,716	\$125,814	\$14,941	\$140,756	\$167,961
	Circuit Total	\$40,256	\$392,564	\$152,532	\$28,366	\$180,899	\$211,665
15	Lafayette	\$28,942	\$866,271	\$670,035	\$20,414	\$690,449	\$175,822
	Saline	\$161,408	\$1,110,739	\$625,359	\$132,190	\$757,550	\$353,189
	Circuit Total	\$190,350	\$1,977,010	\$1,295,394	\$152,605	\$1,447,998	\$529,012
16	Jackson	\$1,713,080	\$9,586,980	\$1,961,809	\$55,687	\$2,017,496	\$7,569,484
	Circuit Total	\$1,713,080	\$9,586,980	\$1,961,809	\$55,687	\$2,017,496	\$7,569,484
17	Cass	\$75,896	\$1,057,303	\$403,175	\$53,172	\$456,348	\$600,955
	Johnson	\$131,604	\$645,933	\$335,435	\$127,151	\$462,586	\$183,347
	Circuit Total	\$207,500	\$1,703,235	\$738,610	\$180,324	\$918,933	\$784,302
18	Cooper	\$22,320	\$285,536	\$128,213	\$9,957	\$138,170	\$147,365
	Pettis	\$17,310	\$639,018	\$112,170	\$1,032	\$113,202	\$525,816
	Circuit Total	\$39,630	\$924,553	\$240,383	\$10,989	\$251,372	\$673,181
19	Cole	\$319,713	\$1,422,319	\$309,650	\$235,399	\$545,049	\$877,269
	Circuit Total	\$319,713	\$1,422,319	\$309,650	\$235,399	\$545,049	\$877,269
20	Franklin	\$118,206	\$2,195,786	\$1,263,636	\$73,884	\$1,337,520	\$858,266
	Gasconade	\$9,989	\$104,991	\$17,604	\$7,900	\$25,504	\$79,487
	Osage	\$4,792	\$58,363	\$6,207	\$3,337	\$9,544	\$48,820
	Circuit Total	\$132,987	\$2,359,141	\$1,287,447	\$85,121	\$1,372,568	\$986,573
21	St Louis County	\$1,070,614	\$16,172,306	\$2,851,008	\$823,535	\$3,674,543	\$12,497,763
	Circuit Total	\$1,070,614	\$16,172,306	\$2,851,008	\$823,535	\$3,674,543	\$12,497,763
22	The City of St. Louis	\$119,053	\$7,257,163	\$1,874,305	\$50,097	\$1,924,402	\$5,332,761
	Circuit Total	\$119,053	\$7,257,163	\$1,874,305	\$50,097	\$1,924,402	\$5,332,761
23	Jefferson	\$203,259	\$1,952,495	\$402,008	\$136,904	\$538,913	\$1,413,583
	Circuit Total	\$203,259	\$1,952,495	\$402,008	\$136,904	\$538,913	\$1,413,583
24	Madison	\$5,425	\$100,508	\$23,830	\$1,870	\$25,700	\$74,808
	St. Francois	\$31,740	\$526,285	\$80,159	\$6,408	\$86,567	\$439,718
	Ste. Genevieve	\$12,909	\$181,622	\$57,258	\$5,885	\$63,143	\$118,479
	Washington	\$13,326	\$324,084	\$16,931	\$4,389	\$21,319	\$302,764
	Circuit Total	\$63,401	\$1,132,498	\$178,178	\$18,552	\$196,730	\$935,768

**Table 81
Circuit Court, FY 2020
Disbursements to Other Recipients**

Refer to the last page of this section for a list of the disbursements included in 'Other (4)' column.

Cir. No.	County	Sheriffs Retirement	Pros Atty Retirement Fund	Law Library	Treatment Court Fee	Restitution	Guardian Ad Litem	Publication	Garnishments	Bonds Refunded
25	Maries	\$1,918	\$1,530	\$3,720	\$0	\$59	\$750	\$0	\$36,281	\$9,444
	Phelps	\$17,187	\$16,556	\$23,055	\$10,489	\$0	\$0	\$0	\$265,484	\$33,789
	Pulaski	\$14,665	\$12,695	\$25,036	\$10,525	\$0	\$0	\$0	\$215,023	\$50,540
	Texas	\$9,022	\$9,010	\$10,958	\$0	\$0	\$0	\$0	\$73,908	\$23,613
	Circuit Total	\$42,793	\$39,792	\$62,769	\$21,014	\$59	\$750	\$0	\$590,695	\$117,386
26	Camden	\$9,878	\$5,737	\$26,985	\$27,216	\$0	\$0	\$0	\$285,142	\$437,196
	Laclede	\$9,599	\$6,931	\$21,241	\$0	\$0	\$0	\$0	\$156,416	\$19,588
	Miller	\$7,083	\$6,136	\$12,021	\$0	\$0	\$0	\$0	\$105,186	\$82,656
	Moniteau	\$2,903	\$2,366	\$5,175	\$500	\$0	\$0	\$0	\$45,722	\$24,325
	Morgan	\$3,955	\$2,755	\$9,165	\$120	\$0	\$0	\$0	\$46,551	\$69,098
	Circuit Total	\$33,418	\$23,923	\$74,586	\$27,836	\$0	\$0	\$0	\$639,016	\$632,862
27	Bates	\$5,994	\$5,920	\$6,450	\$7,470	\$0	\$0	\$0	\$35,495	\$77,384
	Henry	\$8,261	\$7,822	\$9,880	\$2,224	\$0	\$0	\$0	\$196,888	\$56,768
	St. Clair	\$3,689	\$3,738	\$3,495	\$685	\$0	\$0	\$0	\$20,672	\$19,602
	Circuit Total	\$17,944	\$17,480	\$19,825	\$10,379	\$0	\$0	\$0	\$253,055	\$153,754
28	Barton	\$3,539	\$3,443	\$4,695	\$1,311	\$352	\$0	\$0	\$43,183	\$21,008
	Cedar	\$2,544	\$1,403	\$6,855	\$4,509	\$0	\$0	\$0	\$47,765	\$23,280
	Dade	\$1,153	\$698	\$3,075	\$1,990	\$595	\$600	\$0	\$23,882	\$5,206
	Vernon	\$4,758	\$3,582	\$9,588	\$11,104	\$3,220	\$3,365	\$0	\$93,107	\$46,234
	Circuit Total	\$11,994	\$9,126	\$24,213	\$18,914	\$4,167	\$3,965	\$0	\$207,938	\$95,727
29	Jasper	\$28,923	\$12,848	\$58,669	\$30,692	\$0	\$0	\$0	\$723,034	\$347,227
	Circuit Total	\$28,923	\$12,848	\$58,669	\$30,692	\$0	\$0	\$0	\$723,034	\$347,227
30	Benton	\$4,386	\$3,166	\$10,050	\$921	\$0	\$0	\$0	\$51,515	\$8,760
	Dallas	\$3,604	\$2,816	\$7,027	\$0	\$0	\$0	\$0	\$45,279	\$23,148
	Hickory	\$1,611	\$1,223	\$3,465	\$0	\$0	\$3,015	\$0	\$14,179	\$6,087
	Polk	\$8,898	\$8,037	\$13,839	\$0	\$0	\$0	\$0	\$172,039	\$38,854
	Webster	\$8,453	\$6,095	\$19,155	\$4,272	\$0	\$750	\$0	\$201,622	\$57,397
	Circuit Total	\$26,951	\$21,337	\$53,536	\$5,192	\$0	\$3,765	\$0	\$484,633	\$134,244
31	Greene	\$53,753	\$18,279	\$200,175	\$382,000	\$378	\$18,149	\$55,247	\$2,866,827	\$197,297
	Circuit Total	\$53,753	\$18,279	\$200,175	\$382,000	\$378	\$18,149	\$55,247	\$2,866,827	\$197,297
32	Bollinger	\$1,938	\$1,172	\$5,136	\$0	\$0	\$0	\$0	\$11,518	\$16,221
	Cape Girardeau	\$14,790	\$6,478	\$49,523	\$17,575	\$0	\$0	\$0	\$335,492	\$285,449
	Perry	\$5,109	\$3,669	\$20,583	\$0	\$0	\$0	\$0	\$196,735	\$88,720
	Circuit Total	\$21,837	\$11,318	\$75,242	\$17,575	\$0	\$0	\$0	\$543,745	\$390,390
33	Mississippi	\$4,467	\$3,851	\$7,935	\$3,747	\$128	\$0	\$0	\$67,425	\$46,862
	Scott	\$8,067	\$3,833	\$25,732	\$27,665	\$0	\$0	\$0	\$186,387	\$109,519
	Circuit Total	\$12,534	\$7,685	\$33,667	\$31,412	\$128	\$0	\$0	\$253,812	\$156,381
34	New Madrid	\$4,982	\$4,580	\$5,192	\$0	\$252	\$900	\$0	\$58,423	\$60,693
	Pemiscot	\$8,374	\$8,594	\$6,425	\$0	\$0	\$0	\$0	\$67,776	\$16,104
	Circuit Total	\$13,356	\$13,174	\$11,617	\$0	\$252	\$900	\$0	\$126,199	\$76,797
35	Dunklin	\$6,130	\$2,808	\$19,682	\$10,443	\$0	\$0	\$0	\$113,699	\$124,464
	Stoddard	\$6,257	\$2,382	\$22,100	\$610	\$0	\$1,823	\$0	\$76,394	\$141,740
	Circuit Total	\$12,387	\$5,190	\$41,782	\$11,053	\$0	\$1,823	\$0	\$190,093	\$266,204
36	Butler	\$11,126	\$4,026	\$40,442	\$12,555	\$0	\$0	\$0	\$146,918	\$77,703
	Ripley	\$2,828	\$1,668	\$7,800	\$9,426	\$0	\$0	\$0	\$20,508	\$28,553
	Circuit Total	\$13,955	\$5,694	\$48,241	\$21,981	\$0	\$0	\$0	\$167,426	\$106,255
37	Carter	\$2,852	\$2,775	\$3,709	\$0	\$0	\$250	\$0	\$8,276	\$12,528
	Howell	\$10,890	\$7,664	\$25,630	\$3,395	\$0	\$0	\$0	\$271,053	\$13,627
	Oregon	\$1,312	\$659	\$3,859	\$0	\$0	\$0	\$0	\$16,497	\$22,715
	Shannon	\$1,894	\$1,994	\$3,345	\$0	\$0	\$500	\$0	\$4,554	\$7,645
	Circuit Total	\$16,948	\$13,093	\$36,542	\$3,395	\$0	\$750	\$0	\$300,380	\$56,515
38	Christian	\$15,511	\$9,429	\$14,049	\$55,285	\$0	\$0	\$7,207	\$401,901	\$142,875
	Circuit Total	\$15,511	\$9,429	\$14,049	\$55,285	\$0	\$0	\$7,207	\$401,901	\$142,875
39	Barry	\$6,987	\$3,967	\$19,965	\$0	\$0	\$0	\$0	\$157,394	\$87,106
	Lawrence	\$6,552	\$3,004	\$35,099	\$38,720	\$0	\$0	\$0	\$191,060	\$37,907
	Stone	\$4,590	\$2,329	\$13,742	\$24,206	\$0	\$0	\$0	\$112,503	\$93,911
	Circuit Total	\$18,128	\$9,300	\$68,806	\$62,926	\$0	\$0	\$0	\$460,957	\$218,924
40	McDonald	\$5,865	\$3,706	\$10,254	\$8,400	\$0	\$0	\$0	\$86,494	\$205,091
	Newton	\$17,013	\$11,148	\$28,797	\$11,705	\$0	\$0	\$0	\$176,880	\$155,103
	Circuit Total	\$22,878	\$14,854	\$39,051	\$20,105	\$0	\$0	\$0	\$245,375	\$360,193
41	Macon	\$5,304	\$4,334	\$9,875	\$7,940	\$2,916	\$0	\$0	\$184,232	\$65,678
	Shelby	\$2,296	\$2,290	\$2,401	\$0	\$0	\$0	\$0	\$20,661	\$42,595
	Circuit Total	\$7,600	\$6,624	\$12,275	\$7,940	\$2,916	\$0	\$0	\$204,894	\$108,273
42	Crawford	\$9,765	\$9,079	\$14,089	\$14,220	\$0	\$1,000	\$0	\$154,539	\$130,443
	Dent	\$4,448	\$3,527	\$8,062	\$13,871	\$0	\$8,092	\$0	\$87,299	\$33,322
	Iron	\$1,898	\$1,211	\$4,766	\$9,563	\$0	\$0	\$0	\$40,198	\$18,303
	Reynolds	\$1,116	\$718	\$2,621	\$6,626	\$0	\$0	\$0	\$17,221	\$16,855
	Wayne	\$4,611	\$4,137	\$7,302	\$6,343	\$0	\$0	\$0	\$26,684	\$29,363
	Circuit Total	\$21,839	\$18,672	\$36,839	\$50,622	\$0	\$9,092	\$0	\$325,941	\$228,285
43	Caldwell	\$3,105	\$3,088	\$2,605	\$0	\$0	\$0	\$0	\$123,553	\$181,376
	Clinton	\$6,051	\$5,565	\$9,345	\$0	\$0	\$0	\$0	\$206,874	\$82,045
	Daviess	\$3,312	\$3,536	\$3,284	\$0	\$0	\$0	\$0	\$108,433	\$159,285
	DeKalb	\$2,607	\$2,355	\$3,975	\$0	\$495	\$3,000	\$0	\$118,746	\$120,369
	Livingston	\$5,748	\$5,715	\$7,125	\$0	\$0	\$0	\$0	\$61,121	\$159,313
	Circuit Total	\$20,823	\$20,259	\$26,334	\$0	\$495	\$3,000	\$0	\$618,727	\$702,388
44	Douglas	\$2,460	\$1,982	\$3,111	\$7,783	\$1,274	\$0	\$0	\$13,369	\$22,255
	Ozark	\$2,218	\$1,998	\$2,270	\$2,420	\$0	\$0	\$0	\$2,400	\$44,958
	Wright	\$6,261	\$5,976	\$5,800	\$21,657	\$0	\$0	\$0	\$89,852	\$72,414
	Circuit Total	\$10,938	\$9,956	\$11,181	\$31,860	\$1,274	\$0	\$0	\$105,621	\$139,627
45	Lincoln	\$10,814	\$5,975	\$27,432	\$51,996	\$0	\$0	\$0	\$353,369	\$669,882
	Pike	\$3,096	\$2,186	\$6,540	\$5,241	\$0	\$300	\$0	\$71,099	\$145,063
	Circuit Total	\$13,910	\$8,161	\$33,972	\$57,237	\$0	\$300	\$0	\$424,468	\$814,944
46	Taney	\$11,506	\$6,046	\$11,390	\$25,116	\$0	\$200	\$0	\$358,820	\$57,477
	Circuit Total	\$11,506	\$6,046	\$11,390	\$25,116	\$0	\$200	\$0	\$358,820	\$57,477
	STATE TOTAL	\$1,087,025.85	\$614,078	\$3,857,284	\$1,436,224	\$48,438	\$74,057	\$62,806	\$46,132,420	\$22,686,173

Table 81
Circuit Court, FY 2020
Disbursements to Other Recipients

Refer to the last page of this section for a list of the disbursements included in 'Other (4)' column.

Cir. No.	County	Other (4)	Total Paid to Other Recipients	Exclusions:			Disbursements to Other Recipients Less Exclusions
				Bond Refunds	Refunds Included in (Other 4) Total	Total Exclusions	
25	Maries	\$6,179	\$59,881	\$9,444	\$5,459	\$14,903	\$44,978
	Phelps	\$210,704	\$577,264	\$33,789	\$167,911	\$201,700	\$375,564
	Pulaski	\$138,862	\$467,346	\$50,540	\$86,187	\$136,727	\$330,619
	Texas	\$90,086	\$216,597	\$23,613	\$76,411	\$100,024	\$116,573
	Circuit Total	\$445,831	\$1,321,088	\$117,386	\$335,969	\$453,355	\$867,733
26	Camden	\$103,883	\$896,036	\$437,196	\$82,896	\$520,091	\$375,944
	Laclede	\$56,241	\$270,015	\$19,588	\$42,738	\$62,326	\$207,689
	Miller	\$508,531	\$721,612	\$82,656	\$496,552	\$579,208	\$142,404
	Moniteau	\$6,664	\$87,654	\$24,325	\$3,806	\$28,131	\$59,523
	Morgan	\$464,930	\$596,573	\$69,098	\$458,095	\$527,193	\$69,380
	Circuit Total	\$1,140,249	\$2,571,889	\$632,862	\$1,084,086	\$1,716,949	\$854,940
27	Bates	\$8,165	\$146,878	\$77,384	\$2,278	\$79,663	\$67,216
	Henry	\$7,288	\$289,130	\$56,768	\$4,910	\$61,678	\$227,452
	St. Clair	\$9,953	\$61,833	\$19,602	\$9,118	\$28,720	\$33,114
	Circuit Total	\$25,406	\$497,842	\$153,754	\$16,307	\$170,060	\$327,782
28	Barton	\$201,304	\$278,834	\$21,008	\$198,153	\$219,161	\$59,674
	Cedar	\$10,950	\$97,307	\$23,280	\$6,182	\$29,462	\$67,844
	Dade	\$12,740	\$49,939	\$5,206	\$1,671	\$6,877	\$43,062
	Vernon	\$23,809	\$198,767	\$46,234	\$7,330	\$53,564	\$145,204
	Circuit Total	\$248,804	\$624,847	\$95,727	\$213,336	\$309,064	\$315,783
29	Jasper	\$180,463	\$1,381,856	\$347,227	\$11,822	\$359,048	\$1,022,808
	Circuit Total	\$180,463	\$1,381,856	\$347,227	\$11,822	\$359,048	\$1,022,808
30	Benton	\$73,209	\$152,006	\$8,760	\$71,343	\$80,103	\$71,903
	Dallas	\$23,095	\$104,968	\$23,148	\$21,114	\$44,262	\$60,706
	Hickory	\$6,343	\$35,922	\$6,087	\$2,431	\$8,518	\$27,404
	Polk	\$61,952	\$303,618	\$38,854	\$54,948	\$93,801	\$209,817
	Webster	\$34,989	\$332,732	\$57,397	\$16,208	\$73,605	\$259,127
	Circuit Total	\$199,588	\$929,246	\$134,244	\$166,044	\$300,288	\$628,957
31	Greene	\$154,987	\$3,947,091	\$197,297	\$81,608	\$278,905	\$3,668,186
	Circuit Total	\$154,987	\$3,947,091	\$197,297	\$81,608	\$278,905	\$3,668,186
32	Bollinger	\$5,728	\$41,713	\$16,221	\$3,747	\$19,968	\$21,745
	Cape Girardeau	\$36,959	\$746,266	\$285,449	\$19,309	\$304,758	\$441,508
	Perry	\$30,943	\$345,758	\$88,720	\$21,627	\$110,347	\$235,411
	Circuit Total	\$73,629	\$1,133,737	\$390,390	\$44,682	\$435,072	\$698,665
33	Mississippi	\$12,385	\$146,800	\$46,862	\$9,306	\$56,167	\$90,633
	Scott	\$96,330	\$457,533	\$109,519	\$84,860	\$194,380	\$263,154
	Circuit Total	\$108,715	\$604,334	\$156,381	\$94,166	\$250,547	\$353,787
34	New Madrid	\$419,033	\$554,055	\$60,693	\$2,024	\$62,717	\$491,338
	Pemiscot	\$14,197	\$121,470	\$16,104	\$3,220	\$19,324	\$102,146
	Circuit Total	\$433,231	\$675,524	\$76,797	\$5,244	\$82,041	\$593,484
35	Dunklin	\$36,606	\$313,832	\$124,464	\$34,234	\$158,698	\$155,134
	Stoddard	\$9,006	\$260,312	\$141,740	\$1,735	\$143,475	\$116,837
	Circuit Total	\$45,612	\$574,144	\$266,204	\$35,969	\$302,173	\$271,972
36	Butler	\$56,400	\$349,170	\$77,703	\$15,012	\$92,714	\$256,456
	Ripley	\$6,761	\$77,544	\$28,553	\$2,072	\$30,625	\$46,919
	Circuit Total	\$63,161	\$426,714	\$106,255	\$17,084	\$123,339	\$303,376
37	Carter	\$4,668	\$35,058	\$12,528	\$2,142	\$14,669	\$20,389
	Howell	\$292,344	\$624,603	\$13,627	\$268,183	\$281,810	\$342,793
	Oregon	\$5,411	\$50,453	\$22,715	\$2,577	\$25,292	\$25,160
	Shannon	\$22,707	\$42,639	\$7,645	\$20,926	\$28,571	\$14,068
	Circuit Total	\$325,130	\$752,753	\$56,515	\$293,828	\$350,343	\$402,410
38	Christian	\$42,780	\$689,036	\$142,875	\$23,499	\$166,373	\$522,663
	Circuit Total	\$42,780	\$689,036	\$142,875	\$23,499	\$166,373	\$522,663
39	Barry	\$209,308	\$484,726	\$87,106	\$202,789	\$289,894	\$194,832
	Lawrence	\$57,602	\$369,944	\$37,907	\$37,784	\$75,692	\$294,252
	Stone	\$72,639	\$323,919	\$93,911	\$3,123	\$97,034	\$226,885
	Circuit Total	\$339,549	\$1,178,590	\$218,924	\$243,696	\$462,621	\$715,969
40	McDonald	\$86,212	\$388,022	\$205,091	\$53,441	\$258,532	\$129,490
	Newton	\$48,246	\$448,891	\$155,103	\$20,303	\$175,405	\$273,486
	Circuit Total	\$134,457	\$836,913	\$360,193	\$73,744	\$433,937	\$402,976
41	Macon	\$9,215	\$289,494	\$65,678	\$5,299	\$70,978	\$218,516
	Shelby	\$7,143	\$77,385	\$42,595	\$4,613	\$47,208	\$30,177
	Circuit Total	\$16,358	\$366,878	\$108,273	\$9,913	\$118,185	\$248,693
42	Crawford	\$28,681	\$361,815	\$130,443	\$16,454	\$146,897	\$214,919
	Dent	\$14,920	\$173,542	\$33,322	\$9,283	\$42,605	\$130,937
	Iron	\$8,749	\$84,687	\$18,303	\$5,000	\$23,302	\$61,384
	Reynolds	\$1,291	\$46,446	\$16,855	\$4,640	\$21,494	\$24,952
	Wayne	\$28,131	\$106,571	\$29,363	\$24,999	\$54,362	\$52,209
	Circuit Total	\$81,772	\$773,061	\$228,285	\$60,376	\$288,661	\$484,400
43	Caldwell	\$4,885	\$318,611	\$181,376	\$2,971	\$184,346	\$134,265
	Clinton	\$18,191	\$328,071	\$82,045	\$3,442	\$85,488	\$242,584
	Daviess	\$8,085	\$285,935	\$159,285	\$3,622	\$162,906	\$123,029
	DeKalb	\$5,591	\$257,138	\$120,369	\$3,089	\$123,458	\$133,680
	Livingston	\$9,093	\$248,114	\$159,313	\$6,910	\$166,223	\$81,891
	Circuit Total	\$45,846	\$1,437,870	\$702,388	\$20,034	\$722,422	\$715,448
44	Douglas	\$12,530	\$64,764	\$22,255	\$10,517	\$32,773	\$31,991
	Ozark	\$1,246	\$57,510	\$44,958	\$429	\$45,387	\$12,123
	Wright	\$13,819	\$215,779	\$72,414	\$1,716	\$74,130	\$141,649
	Circuit Total	\$27,596	\$338,053	\$139,627	\$12,663	\$152,290	\$185,763
45	Lincoln	\$35,434	\$1,154,901	\$669,882	\$23,229	\$693,111	\$461,790
	Pike	\$23,581	\$257,105	\$145,063	\$5,112	\$150,175	\$106,931
	Circuit Total	\$59,015	\$1,412,006	\$814,944	\$28,341	\$843,285	\$568,721
46	Taney	\$11,722	\$482,276	\$57,477	\$987	\$58,464	\$423,812
	Circuit Total	\$11,722	\$482,276	\$57,477	\$987	\$58,464	\$423,812
	STATE TOTAL	\$10,946,660	\$86,945,165	\$22,686,173	\$6,667,400	\$29,353,572	\$57,591,593

FY 2020 – Accounts Receivable Tables

The Ad Hoc Committee on Increasing Cost Collection in the Courts was charged with determining a reliable estimate of outstanding debt in Missouri’s circuit courts. The committee defined circuit court debt as “*accounts receivable which have been entered into the Judicial Information System (JIS) for cases disposed between Jan. 1, 2005 and the end of the (current) fiscal year and which were outstanding as of the beginning of the following fiscal year*”. This definition includes court-ordered penalties, fines, sanctions, court costs (i.e., statutorily-mandated fees, surcharges, judgments, etc.), and judgments due the state or one of its political subdivisions. Restitution, public defender liens, garnishments and judgments due others (besides the state or one of its political subdivisions) are NOT included. Additionally, the committee compiled multiple reports, the purpose of which are to promote the collection of outstanding debt. The information in the following tables is in accordance with the findings and recommendations outlined in the *Final Report of the Ad Hoc Committee on Increasing Cost Collection in the Courts*.

Table 82 – Accounts Receivable by Age

Amount of debt by the length of time it has been outstanding.

Table 83 – Accounts Receivable by Tier

Tier 1 debt includes fines and costs in which:

- a.) Statute sets the amount of the cost and specifies that the cost shall be assessed on all cases in a case type (e.g., clerk fee, county fee and court automation).
- b.) Statute does not set the amount of the cost but specifies that the cost shall be assessed on all cases in a case type (e.g., law library).
- c.) Statute specifies that the cost may be assessed on all cases in a case type, and the majority of the counties charge the cost (e.g., law enforcement training fund surcharge).

Tier 2 debt includes costs in which:

- a.) Statute authorizes the county, court en banc or judge to decide whether to assess the cost, and many courts do not assess the fee (e.g., board bills, law enforcement arrest costs).
- b.) Statute authorizes the county, court en banc or judge to set the amount of the cost locally, and the amounts assessed vary widely from county to county (e.g., county law enforcement restitution fund).
- c.) Statute authorizes a cost for specific jurisdictions or not all courts handle the case types to which these costs apply (e.g., courthouse restoration fees).

All other costs were combined into tier “other” debt.

Table 84 – Accounts Receivable – Balance and Amount

Fees and costs can be satisfied by non-monetary payments, as well as monetary payments. As such, the difference between ‘Amount Assessed’ and ‘Balance Due’ in this table does not necessarily reflect the dollar amount collected. Non-monetary payments include, but are not limited to, credit for time served, community service, and judicial orders waiving or reducing the amount due.

Table 85 – Average Amount Assessed per Case

Average amount assessed per case (Assessed/Case) was calculated for those criminal cases disposed by guilty outcome between July 1, 2005 and June 30, 2020.

Disbursement Tables - Notes

Circuit Court, FY 2020

Disbursements - Fees Included in "Other" Totals

(1) Pays to State:

Expungement Surcharge
Extradition Costs
MODEX
State Time Payment Fee
Transcript Costs
Unclaimed Property
Vital Records-Cert
Fine-Juv Just Pres Fund
Fine-State School Moneys Fund

(2) Pays to Counties:

Bad Check Fee
Board Bill-Other County
County RE Taxes
Court Operation
Court Restoration-St Louis City
COV- Domestic Violence
COV-Board Bill
COV-Clerk Fee
COV-County Fee
COV-Fine
COV-Inmate Security
COV-Jury
COV-Law Enforcement Arrest
COV-LET
COV-Misc County Fees
COV-PAT
COV-Sheriff
Inmate Security Fund
Judicial Facility Surcharge
Jury
Juvi Detention (30th Cir)
Law Enforcement Arrest-Local
Misc County Fees
MODEX/Inmate Security
Non-negotiable Instrument Fee
Overpayments < \$5
Parking Penalties
Sheriff-Other County

(3) Pays to Municipalities:

Appointed Counsel Fund
Bad Check Fee-Excess Revenue
Board Bill-Municipal-Excess Revenue
Copy Fees-E/R
Crime Victims Compensation Fund-Municipal-Excess Revenue
Forfeited Bonds
Forfeited Bonds-Excess Revenue
Inmate Security Fund-Municipal
Law Enforcement Arrest-Municipal
Law Enforcement Arrest-Municipal-Excess Revenue
Law Enforcement Training-Municipal
Misc Municipal Fees-Excess Revenue
Municipal Fines
Municipal LET
Overpayment-E/R

(4) Pays to Other Recipients:

Commissioner Fee
Condemnation Awards
Debit Deposit Code
Depositions
Drug Testing-Private Lab
Due To Debt Collection
Electronic Monitoring/Home Detention
Family Court Expenditures
Garnishment Clerk Fee
Garnishment Clerk Fee Expenditures
Interest
Interpreter/Translator
Inv ECT Attorney Fees
Judgment Paid to Court
Judicial Education Fund
Judicial Education Fund Expenditures
Juvenile Assess Expenditures
Juvenile Assessment Fee
Law Library Expenditures
Masters Compensation
Parenting Education Costs
Passport Application Fees
Passport Clerk Fee Expenses
Paternity Testing Fee
Probation Fine
Refunds
Restitution Due Political Subdivision
Special Prosecutor
Storage-CAFA Proc
Time Payment Expenditures
Time Payment Fee
Treatment Court Expenditures
Witness Fees/Mileage

Table 82

Circuit Court - July 1, 2006 - June 30, 2020

Accounts Receivable by Age and Case Category

Cir. No.	County	Civil				Domestic Relations				Probate			
		≤ 1 yr	1 - 3 yrs	> 3 yrs	Total	≤ 1 yr	1 - 3 yrs	> 3 yrs	Total	≤ 1 yr	1 - 3 yrs	> 3 yrs	Total
1	Clark	\$2	\$648	\$6,909	\$7,558	\$38	\$3,393	\$20,480	\$23,911	\$143	\$1,352	\$2,233	\$3,728
	Schulyer	\$0	\$0	\$1,070	\$1,070	\$175	\$254	\$8,785	\$9,214	\$0	\$639	\$830	\$1,469
	Scotland	\$0	\$0	\$258	\$258	\$0	\$0	\$13,939	\$13,939	\$35	\$0	\$453	\$488
	Circuit Total	\$2	\$648	\$8,238	\$8,887	\$213	\$3,647	\$43,203	\$47,064	\$178	\$1,991	\$3,517	\$5,685
2	Adair	\$93	\$652	\$4,985	\$5,730	\$213	\$2,431	\$30,086	\$32,730	\$453	\$240	\$1,756	\$2,449
	Knox	\$0	\$132	\$8	\$139	\$500	\$1,467	\$7,616	\$9,583	\$0	\$150	\$408	\$558
	Lewis	\$0	\$645	\$719	\$1,364	\$0	\$24,359	\$10,619	\$34,978	\$4	\$397	\$1,289	\$1,689
	Circuit Total	\$93	\$1,428	\$5,712	\$7,233	\$713	\$28,257	\$48,322	\$77,291	\$457	\$786	\$3,453	\$4,696
3	Grundy	\$248	\$411	\$5,715	\$6,373	\$107	\$318	\$10,600	\$11,026	\$95	\$530	\$7,072	\$7,697
	Harrison	\$55	\$28	\$1,594	\$1,677	\$11	\$811	\$2,368	\$3,189	\$286	\$1,038	\$10,370	\$11,694
	Mercer	\$0	\$0	\$3,490	\$3,490	\$0	\$378	\$1,060	\$1,438	\$0	\$78	\$629	\$707
	Putnam	\$0	\$229	\$5,564	\$5,793	\$212	\$1,379	\$25,599	\$27,189	\$0	\$35	\$2,305	\$2,340
	Circuit Total	\$303	\$668	\$16,363	\$17,333	\$329	\$2,886	\$39,627	\$42,841	\$381	\$1,681	\$20,376	\$22,438
4	Atchison	\$0	\$1	\$1,661	\$1,662	\$750	\$0	\$55,591	\$56,341	\$0	\$15	\$1,029	\$1,044
	Gentry	\$135	\$146	\$653	\$934	\$305	\$3,306	\$1,781	\$5,391	\$0	\$0	\$1,520	\$1,520
	Holt	\$0	\$166	\$4,141	\$4,307	\$0	\$1,700	\$5,274	\$6,974	\$0	\$33	\$809	\$842
	Nodaway	\$104	\$830	\$6,426	\$7,359	\$104	\$1,876	\$64,010	\$65,989	\$0	\$333	\$3,173	\$3,496
	Worth	\$0	\$52	\$0	\$52	\$2,851	\$5,018	\$2,978	\$10,846	\$0	\$0	\$0	\$0
	Circuit Total	\$238	\$1,194	\$12,882	\$14,313	\$4,009	\$11,899	\$129,633	\$145,542	\$0	\$371	\$6,531	\$6,902
5	Andrew	\$1,309	\$4,805	\$14,111	\$20,225	\$10,401	\$4,130	\$75,497	\$90,028	\$294	\$526	\$3,729	\$4,548
	Circuit Total	\$370	\$1,888	\$147,303	\$149,561	\$21,931	\$35,256	\$72,132	\$129,318	\$2,250	\$5,311	\$3,155	\$10,716
6	Platte	\$10	\$0	\$249	\$259	\$0	\$0	\$415	\$415	\$0	\$0	\$0	\$0
	Circuit Total	\$10	\$0	\$249	\$259	\$0	\$0	\$415	\$415	\$0	\$0	\$0	\$0
7	Clay	\$75,619	\$6,863	\$201,114	\$283,596	\$26,751	\$46,174	\$335,207	\$408,132	\$173	\$544	\$283,577	\$284,294
	Circuit Total	\$75,619	\$6,863	\$201,114	\$283,596	\$26,751	\$46,174	\$335,207	\$408,132	\$173	\$544	\$283,577	\$284,294
8	Carroll	\$0	\$279	\$4,489	\$4,768	\$0	\$104	\$3,500	\$3,604	\$0	\$188	\$6,285	\$6,473
	Circuit Total	\$134	\$441	\$22,435	\$23,009	\$1,701	\$14,486	\$77,109	\$93,295	\$1,596	\$3,016	\$12,658	\$17,270
9	Chariton	\$35	\$2,812	\$1,079	\$3,926	\$109	\$3,784	\$12,601	\$16,494	\$166	\$54	\$56	\$275
	Linn	\$32	\$290	\$2,466	\$2,788	\$2,760	\$3,530	\$2,971	\$9,260	\$0	\$64	\$1,831	\$1,894
	Sullivan	\$0	\$50	\$2,297	\$2,347	\$0	\$1,211	\$16,204	\$17,415	\$0	\$28	\$285	\$313
	Circuit Total	\$67	\$3,152	\$5,842	\$9,060	\$2,868	\$8,524	\$31,776	\$43,169	\$166	\$145	\$2,171	\$2,482
10	Marion	\$73	\$1,673	\$7,592	\$9,338	\$335	\$3,799	\$29,273	\$33,407	\$605	\$767	\$5,477	\$6,849
	Monroe	\$72	\$1,273	\$4,602	\$5,947	\$523	\$1,402	\$11,305	\$13,230	\$7	\$761	\$1,822	\$2,590
	Ralls	\$0	\$694	\$10,112	\$10,805	\$2,976	\$2,696	\$25,731	\$31,402	\$0	\$840	\$3,175	\$4,016
	Circuit Total	\$145	\$3,639	\$22,306	\$26,091	\$3,833	\$7,897	\$66,309	\$78,400	\$612	\$2,368	\$10,475	\$13,454
11	St. Charles	\$2,220	\$5,648	\$15,409	\$23,277	\$171	\$2,633	\$76,599	\$79,403	\$0	\$57	\$0	\$57
	Circuit Total	\$2,220	\$5,648	\$15,409	\$23,277	\$171	\$2,633	\$76,599	\$79,403	\$0	\$57	\$0	\$57
12	Audrain	\$514	\$995	\$192,154	\$193,662	\$1,727	\$19,896	\$59,405	\$81,028	\$0	\$72	\$1,864	\$1,935
	Montgomery	\$270	\$561	\$15,629	\$16,460	\$1,346	\$1,062	\$11,601	\$14,008	\$0	\$266	\$377	\$643
	Warren	\$575	\$916	\$33,269	\$34,760	\$17	\$480	\$61,702	\$62,198	\$0	\$6	\$721	\$727
	Circuit Total	\$1,359	\$2,471	\$241,052	\$244,882	\$3,089	\$21,437	\$132,708	\$157,234	\$0	\$344	\$2,961	\$3,305
13	Boone	\$9,741	\$32,609	\$104,866	\$147,217	\$6,887	\$38,499	\$247,484	\$292,870	\$573	\$1,657	\$26,181	\$28,410
	Callaway	\$974	\$1,022	\$48,543	\$50,539	\$9,620	\$19,552	\$151,630	\$180,802	\$153	\$349	\$7,631	\$8,133
	Circuit Total	\$10,715	\$33,631	\$153,409	\$197,756	\$16,506	\$58,051	\$399,115	\$473,672	\$726	\$2,006	\$33,811	\$36,543
14	Howard	\$20	\$10	\$433	\$463	\$1,188	\$6	\$1,557	\$2,751	\$30	\$190	\$0	\$220
	Circuit Total	\$473	\$659	\$5,921	\$7,053	\$1,256	\$3,260	\$32,991	\$37,508	\$3,238	\$8,320	\$10,832	\$22,389
15	Lafayette	\$0	\$3,023	\$10,599	\$13,622	\$551	\$184	\$10,678	\$11,413	\$0	\$0	\$0	\$0
	Saline	\$197	\$1,058	\$6,036	\$7,290	\$838	\$5,627	\$37,343	\$43,807	\$71	\$44	\$7,905	\$8,020
	Circuit Total	\$197	\$4,080	\$16,634	\$20,912	\$1,388	\$5,811	\$48,021	\$55,220	\$71	\$44	\$7,905	\$8,020
16	Jackson	\$7,309	\$12,180	\$21,914	\$41,402	\$6,094	\$20,613	\$39,309	\$66,016	\$981	\$0	\$200	\$1,181
	Circuit Total	\$7,309	\$12,180	\$21,914	\$41,402	\$6,094	\$20,613	\$39,309	\$66,016	\$981	\$0	\$200	\$1,181
17	Cass	\$1,394	\$771	\$10,691	\$12,856	\$1,596	\$1,167	\$2,467	\$5,229	\$110	\$1,688	\$14,278	\$16,075
	Circuit Total	\$189	\$2,250	\$77	\$2,516	\$20	\$118	\$102	\$240	\$0	\$465	\$133	\$598
18	Cooper	\$10	\$176	\$3,494	\$3,680	\$106	\$0	\$19,777	\$19,883	\$82	\$89	\$5,269	\$5,440
	Pettis	\$103	\$350	\$210	\$663	\$1,001	\$1,465	\$331	\$2,798	\$0	\$345	\$726	\$1,071
	Circuit Total	\$113	\$526	\$3,704	\$4,343	\$1,107	\$1,465	\$20,108	\$22,681	\$82	\$434	\$5,995	\$6,511
19	Cole	\$937	\$4,873	\$28,155	\$33,965	\$454	\$3,129	\$39,010	\$42,593	\$342	\$1,050	\$5,776	\$7,168
	Circuit Total	\$937	\$4,873	\$28,155	\$33,965	\$454	\$3,129	\$39,010	\$42,593	\$342	\$1,050	\$5,776	\$7,168
20	Franklin	\$598	\$10,053	\$53,906	\$64,557	\$1,404	\$6,883	\$77,322	\$85,610	\$520	\$2,904	\$5,006	\$8,429
	Gasconade	\$0	\$127	\$2,335	\$2,462	\$0	\$796	\$8,059	\$8,855	\$15	\$5	\$1,087	\$1,107
	Osage	\$25	\$657	\$7,023	\$7,706	\$136	\$4	\$4,148	\$4,287	\$0	\$162	\$5,377	\$5,539
	Circuit Total	\$623	\$10,837	\$63,264	\$74,725	\$1,540	\$7,683	\$89,529	\$98,751	\$535	\$3,070	\$11,469	\$15,074
21	St. Louis County	\$5,171	\$36,337	\$457,594	\$499,102	\$3,644	\$21,343	\$272,804	\$297,791	\$582	\$647	\$7,458	\$8,686
	Circuit Total	\$5,171	\$36,337	\$457,594	\$499,102	\$3,644	\$21,343	\$272,804	\$297,791	\$582	\$647	\$7,458	\$8,686
22	City of St. Louis	\$48,791	\$174,331	\$3,233,729	\$3,456,851	\$24,528	\$62,818	\$653,600	\$740,945	\$421	\$2,416	\$6,596	\$9,432
	Circuit Total	\$48,791	\$174,331	\$3,233,729	\$3,456,851	\$24,528	\$62,818	\$653,600	\$740,945	\$421	\$2,416	\$6,596	\$9,432
23	Jefferson	\$367	\$10,554	\$180,953	\$191,874	\$6,881	\$17,982	\$224,839	\$249,702	\$5,398	\$3,076	\$91,112	\$99,585
	Circuit Total	\$367	\$10,554	\$180,953	\$191,874	\$6,881	\$17,982	\$224,839	\$249,702	\$5,398	\$3,076	\$91,112	\$99,585
24	Madison	\$10	\$1,254	\$3,352	\$4,616	\$0	\$338	\$37,675	\$38,013	\$0	\$198	\$527	\$725
	St. Francois	\$99	\$1,050	\$48,275	\$49,423	\$349	\$4,229	\$87,834	\$92,412	\$3	\$0	\$73	\$76
	Ste. Genevieve	\$117	\$827	\$23,358	\$24,302	\$0	\$201	\$27,269	\$27,470	\$551	\$195	\$2,610	\$3,355
	Washington	\$840	\$2,621	\$63,790	\$67,252	\$15	\$790	\$52,067	\$52,871	\$67	\$30	\$8,667	\$8,764
Circuit Total	\$1,065	\$5,752	\$137,775	\$144,593	\$364	\$5,557	\$204,845	\$210,767	\$620	\$423	\$11,877	\$12,920	

Table 82
Circuit Court - July 1, 2006 - June 30, 2020
Accounts Receivable by Age and Case Category

Cir. No.	County	Juvenile				Treatment Court				Total			
		≤ 1 yr	1 - 3 yrs	> 3 yrs	Total	≤ 1 yr	1 - 3 yrs	> 3 yrs	Total	≤ 1 yr	1 - 3 yrs	> 3 yrs	Total
1	Clark	\$0	\$83	\$4,548	\$4,631	\$3,300	\$4,806	\$3,021	\$11,127	\$21,501	\$87,505	\$268,608	\$377,614
	Schulyer	\$125	\$0	\$396	\$521	\$0	\$0	\$0	\$0	\$8,978	\$16,908	\$34,427	\$60,313
	Scotland	\$0	\$0	\$399	\$399	\$0	\$0	\$0	\$0	\$2,304	\$49,385	\$138,179	\$189,868
	Circuit Total	\$125	\$83	\$5,342	\$5,550	\$3,300	\$4,806	\$3,021	\$11,127	\$32,783	\$153,798	\$441,214	\$627,795
2	Adair	\$0	\$0	\$2,272	\$2,272	\$0	\$0	\$0	\$0	\$47,405	\$370,088	\$1,474,580	\$1,892,073
	Knox	\$0	\$0	\$0	\$0	\$0	\$0	\$0	\$0	\$5,091	\$13,458	\$14,358	\$32,908
	Lewis	\$0	\$0	\$195	\$195	\$0	\$0	\$2,681	\$2,681	\$22,834	\$103,230	\$62,525	\$188,588
	Circuit Total	\$0	\$0	\$2,467	\$2,467	\$0	\$0	\$2,681	\$2,681	\$75,330	\$486,776	\$1,551,463	\$2,113,569
3	Grundy	\$342	\$1,012	\$11,975	\$13,328	\$1,010	\$510	\$10,675	\$12,195	\$24,645	\$56,608	\$230,975	\$312,227
	Harrison	\$0	\$589	\$5,239	\$5,828	\$120	\$0	\$1,010	\$1,130	\$16,829	\$33,797	\$93,537	\$144,163
	Mercer	\$102	\$501	\$2,929	\$3,531	\$0	\$210	\$1,030	\$1,240	\$27,852	\$76,148	\$381,895	\$485,895
	Putnam	\$102	\$2,198	\$7,018	\$9,317	\$0	\$100	\$1,520	\$1,620	\$11,188	\$95,418	\$512,023	\$618,629
	Circuit Total	\$545	\$4,299	\$27,160	\$32,003	\$1,130	\$820	\$14,235	\$16,185	\$80,514	\$261,970	\$1,218,430	\$1,560,914
4	Atchison	\$102	\$301	\$7,678	\$8,080	\$0	\$0	\$0	\$0	\$12,997	\$26,139	\$202,018	\$241,154
	Gentry	\$305	\$175	\$1,666	\$2,146	\$0	\$180	\$0	\$180	\$15,733	\$34,537	\$62,395	\$112,665
	Holt	\$609	\$914	\$18,926	\$20,449	\$0	\$0	\$0	\$0	\$15,161	\$40,034	\$104,258	\$159,453
	Nodaway	\$1,827	\$3,969	\$33,802	\$39,598	\$390	\$12,137	\$0	\$12,527	\$28,491	\$140,762	\$1,390,967	\$1,560,220
	Worth	\$102	\$0	\$0	\$102	\$0	\$0	\$0	\$0	\$7,995	\$25,803	\$13,425	\$47,224
	Circuit Total	\$2,944	\$5,359	\$62,072	\$70,374	\$390	\$12,317	\$0	\$12,707	\$80,378	\$267,275	\$1,773,063	\$2,120,716
5	Andrew	\$30	\$827	\$3,052	\$3,909	\$0	\$0	\$0	\$0	\$80,034	\$129,136	\$843,747	\$1,142,917
	Buchanan	\$775	\$250	\$2,267	\$3,292	\$5,925	\$6,868	\$650	\$13,443	\$230,472	\$1,474,599	\$1,901,718	\$3,606,790
	Circuit Total	\$805	\$1,077	\$5,319	\$7,201	\$5,925	\$6,868	\$650	\$13,443	\$310,506	\$1,693,735	\$2,745,466	\$4,749,707
6	Platte	\$0	\$0	\$55	\$55	\$0	\$6,159	\$2,017	\$8,176	\$101,615	\$221,041	\$366,039	\$688,695
	Circuit Total	\$0	\$0	\$55	\$55	\$0	\$6,159	\$2,017	\$8,176	\$101,615	\$221,041	\$366,039	\$688,695
7	Clay	\$810	\$2,690	\$19,055	\$22,555	\$992	\$22,587	\$0	\$23,579	\$281,255	\$497,383	\$2,727,128	\$3,505,766
	Circuit Total	\$810	\$2,690	\$19,055	\$22,555	\$992	\$22,587	\$0	\$23,579	\$281,255	\$497,383	\$2,727,128	\$3,505,766
8	Carroll	\$102	\$305	\$5,056	\$5,462	\$0	\$0	\$0	\$0	\$74,410	\$1,081,012	\$311,687	\$1,467,109
	Ray	\$2,271	\$5,908	\$16,155	\$24,334	\$400	\$3,825	\$26,020	\$30,245	\$859,099	\$998,130	\$560,121	\$2,417,350
	Circuit Total	\$2,373	\$6,212	\$21,211	\$29,796	\$400	\$3,825	\$26,020	\$30,245	\$933,509	\$2,079,142	\$871,808	\$3,884,459
9	Chariton	\$0	\$0	\$803	\$803	\$390	\$905	\$880	\$2,175	\$47,779	\$132,915	\$269,320	\$450,013
	Linn	\$0	\$14	\$85	\$99	\$0	\$0	\$6,350	\$6,350	\$59,584	\$109,387	\$216,451	\$385,423
	Sullivan	\$0	\$0	\$775	\$775	\$30	\$300	\$30	\$360	\$10,940	\$65,514	\$168,283	\$244,737
	Circuit Total	\$0	\$14	\$1,663	\$1,677	\$420	\$1,205	\$7,260	\$8,885	\$118,302	\$307,817	\$654,055	\$1,080,173
10	Marion	\$0	\$421	\$22,294	\$22,715	\$0	\$1,340	\$834	\$2,174	\$145,449	\$604,642	\$2,085,741	\$2,835,832
	Monroe	\$0	\$625	\$6,371	\$6,996	\$0	\$0	\$0	\$0	\$15,695	\$112,442	\$290,620	\$418,757
	Ralls	\$0	\$0	\$4,139	\$4,139	\$0	\$0	\$0	\$0	\$42,524	\$341,765	\$2,220,654	\$2,604,942
	Circuit Total	\$0	\$1,046	\$32,804	\$33,850	\$0	\$1,340	\$834	\$2,174	\$203,668	\$1,058,848	\$4,597,015	\$5,859,531
11	St. Charles	\$1,915	\$4,554	\$43,973	\$50,441	\$0	\$0	\$0	\$0	\$301,897	\$950,870	\$3,220,871	\$4,473,638
	Circuit Total	\$1,915	\$4,554	\$43,973	\$50,441	\$0	\$0	\$0	\$0	\$301,897	\$950,870	\$3,220,871	\$4,473,638
12	Audrain	\$5,900	\$2,856	\$21,263	\$30,019	\$5,400	\$7,965	\$28,990	\$42,355	\$1,166,732	\$2,544,068	\$7,159,043	\$10,869,843
	Montgomery	\$0	\$3,975	\$27,451	\$31,426	\$1,800	\$65	\$11,888	\$13,753	\$249,878	\$1,062,758	\$2,860,965	\$4,173,601
	Warren	\$1,112	\$4,780	\$37,909	\$43,801	\$0	\$6,484	\$33,003	\$39,487	\$947,456	\$3,139,300	\$7,398,079	\$11,484,835
	Circuit Total	\$7,012	\$11,611	\$86,623	\$105,246	\$7,200	\$14,514	\$73,880	\$95,594	\$2,364,066	\$6,746,126	\$17,418,087	\$26,528,279
13	Boone	\$8,635	\$34,866	\$281,549	\$325,050	\$12,056	\$50,648	\$60,904	\$123,607	\$339,727	\$744,316	\$2,689,683	\$3,773,726
	Callaway	\$6,032	\$15,790	\$73,209	\$95,031	\$10,895	\$20,619	\$5,105	\$36,619	\$261,247	\$680,042	\$1,661,410	\$2,602,699
	Circuit Total	\$14,667	\$50,656	\$354,757	\$420,080	\$22,951	\$71,267	\$66,009	\$160,226	\$600,974	\$1,424,358	\$4,351,092	\$6,376,425
14	Howard	\$0	\$0	\$0	\$0	\$0	\$0	\$0	\$0	\$101,667	\$154,616	\$214,383	\$470,665
	Randolph	\$0	\$150	\$1,212	\$1,362	\$90	\$1,030	\$3,504	\$4,624	\$87,058	\$125,757	\$485,187	\$698,002
	Circuit Total	\$0	\$150	\$1,212	\$1,362	\$90	\$1,030	\$3,504	\$4,624	\$188,725	\$280,373	\$699,569	\$1,168,668
15	Lafayette	\$155	\$260	\$5,121	\$5,536	\$1,778	\$8,897	\$10,374	\$21,050	\$402,325	\$923,017	\$4,298,424	\$5,623,765
	Saline	\$0	\$400	\$2,184	\$2,584	\$0	\$1,250	\$4,965	\$6,215	\$150,760	\$389,496	\$2,651,640	\$3,641,896
	Circuit Total	\$155	\$660	\$7,305	\$8,120	\$1,778	\$10,147	\$15,339	\$27,265	\$553,085	\$1,762,513	\$6,950,064	\$9,265,661
16	Jackson	\$245	\$2,468	\$33,168	\$35,880	\$0	\$0	\$0	\$0	\$302,754	\$810,122	\$2,344,836	\$3,457,712
	Circuit Total	\$245	\$2,468	\$33,168	\$35,880	\$0	\$0	\$0	\$0	\$302,754	\$810,122	\$2,344,836	\$3,457,712
17	Cass	\$0	\$0	\$2,848	\$2,848	\$498	\$11,261	\$13,963	\$25,722	\$100,004	\$279,418	\$476,602	\$856,024
	Johnson	\$0	\$0	\$0	\$0	\$1,400	\$2,005	\$0	\$3,405	\$40,300	\$345,431	\$1,071,484	\$1,457,214
	Circuit Total	\$0	\$0	\$2,848	\$2,848	\$1,898	\$13,266	\$13,963	\$29,127	\$140,304	\$624,849	\$1,548,085	\$2,313,238
18	Cooper	\$0	\$904	\$36,332	\$37,236	\$0	\$0	\$0	\$0	\$61,097	\$159,250	\$701,989	\$922,336
	Pettis	\$643	\$7,834	\$10,044	\$18,520	\$0	\$0	\$0	\$0	\$1,106,863	\$843,004	\$790,036	\$2,739,902
	Circuit Total	\$643	\$8,738	\$46,375	\$55,755	\$0	\$0	\$0	\$0	\$1,167,959	\$1,002,254	\$1,492,024	\$3,662,238
19	Cole	\$0	\$190	\$2,589	\$2,779	\$1,440	\$10,574	\$0	\$12,014	\$2,205,030	\$2,004,684	\$12,212,284	\$16,421,998
	Circuit Total	\$0	\$190	\$2,589	\$2,779	\$1,440	\$10,574	\$0	\$12,014	\$2,205,030	\$2,004,684	\$12,212,284	\$16,421,998
20	Franklin	\$282	\$23,944	\$188,992	\$213,219	\$0	\$5,929	\$55,712	\$61,641	\$299,795	\$2,946,317	\$9,403,244	\$12,649,356
	Gasconade	\$1,340	\$3,202	\$34,707	\$39,249	\$0	\$0	\$458	\$458	\$692,385	\$120,527	\$497,820	\$1,310,732
	Osage	\$0	\$1,739	\$11,700	\$13,438	\$1,440	\$2,200	\$6,986	\$10,626	\$35,761	\$83,937	\$301,316	\$421,015
	Circuit Total	\$1,622	\$28,884	\$235,399	\$265,905	\$1,440	\$8,129	\$63,155	\$72,724	\$1,027,941	\$3,150,780	\$10,202,381	\$14,381,103
21	St. Louis County	\$7,139	\$17,313	\$97,428	\$121,880	\$0	\$0	\$0	\$0	\$927,260	\$2,704,986	\$7,538,935	\$11,171,182
	Circuit Total	\$7,139	\$17,313	\$97,428	\$121,880	\$0	\$0	\$0	\$0	\$927,260	\$2,704,986	\$7,538,935	\$11,171,182
22	City of St. Louis	\$3,285	\$13,128	\$79,579	\$95,991	\$10,750	\$101,083	\$167,629	\$279,462	\$176,151	\$874,149	\$10,488,436	\$11,538,737
	Circuit Total	\$3,285	\$13,128	\$79,579	\$95,991	\$10,750	\$101,083	\$167,629	\$279,462	\$176,151	\$874,149	\$10,488,436	\$11,538,737
23	Jefferson	\$25,549	\$57,577	\$654,889	\$738,015	\$2,000	\$13,550	\$81,222	\$96,772	\$375,347	\$2,457,470	\$14,252,144	\$17,084,962
	<												

Table 82
Circuit Court - July 1, 2006 - June 30, 2020
Accounts Receivable by Age and Case Category

Cir. No.	County	Civil				Domestic Relations				Probate			
		≤ 1 yr	1 - 3 yrs	> 3 yrs	Total	≤ 1 yr	1 - 3 yrs	> 3 yrs	Total	≤ 1 yr	1 - 3 yrs	> 3 yrs	Total
25	Maries	\$0	\$255	\$14,768	\$15,023	\$0	\$667	\$3,416	\$4,083	\$112	\$30	\$1,506	\$1,648
	Phelps	\$92	\$636	\$2,097	\$2,825	\$221	\$10	\$1,524	\$1,755	\$0	\$185	\$0	\$185
	Pulaski	\$10,644	\$4,837	\$5,413	\$20,893	\$691	\$858	\$10,507	\$12,056	\$0	\$306	\$1,875	\$2,181
	Texas	\$1,446	\$3,483	\$97,346	\$102,274	\$1,000	\$400	\$9,859	\$11,259	\$200	\$529	\$1,087	\$1,816
	Circuit Total	\$12,181	\$9,210	\$119,624	\$141,015	\$1,912	\$1,935	\$25,306	\$29,153	\$312	\$1,050	\$4,468	\$5,829
26	Camden	\$60	\$273	\$13,465	\$13,798	\$0	\$2,380	\$6,705	\$9,085	\$152	\$87	\$1,905	\$2,144
	Laclede	\$456	\$610	\$17,052	\$18,118	\$323	\$3,301	\$47,305	\$50,929	\$35	\$219	\$4,100	\$4,354
	Miller	\$123	\$306	\$6,682	\$7,111	\$0	\$610	\$16,816	\$17,225	\$0	\$183	\$1,380	\$1,563
	Moniteau	\$20	\$0	\$2,376	\$2,396	\$0	\$0	\$2,065	\$2,065	\$0	\$0	\$257	\$257
	Morgan	\$12	\$285	\$2,681	\$2,978	\$275	\$4,531	\$56,354	\$61,160	\$280	\$333	\$1,670	\$2,283
	Circuit Total	\$671	\$1,473	\$42,257	\$44,401	\$598	\$10,821	\$129,045	\$140,464	\$467	\$822	\$9,312	\$10,601
27	Bates	\$30	\$406	\$20,816	\$21,252	\$1,000	\$14,916	\$22,191	\$38,107	\$127	\$120	\$4,054	\$4,301
	Henry	\$87	\$336	\$10,124	\$10,546	\$106	\$725	\$11,192	\$12,023	\$113	\$233	\$11,317	\$11,663
	St. Clair	\$0	\$1,001	\$7,368	\$8,369	\$102	\$1,977	\$14,924	\$17,003	\$0	\$534	\$3,584	\$4,117
	Circuit Total	\$117	\$1,743	\$38,307	\$40,167	\$1,207	\$17,617	\$48,308	\$67,132	\$240	\$887	\$18,955	\$20,081
28	Barton	\$0	\$554	\$2,475	\$3,028	\$903	\$3,818	\$7,317	\$12,037	\$0	\$690	\$1,904	\$2,594
	Cedar	\$85	\$4,480	\$6,351	\$10,915	\$17	\$7,947	\$19,219	\$27,182	\$15	\$408	\$3,852	\$4,275
	Dade	\$0	\$464	\$10,694	\$11,158	\$25	\$3,307	\$11,404	\$14,736	\$0	\$3,908	\$243	\$4,151
	Vernon	\$217	\$585	\$10,472	\$11,273	\$211	\$2,521	\$63,147	\$65,879	\$7,475	\$23,473	\$31,248	\$62,195
	Circuit Total	\$302	\$6,081	\$29,991	\$36,374	\$1,155	\$17,592	\$101,087	\$119,834	\$7,490	\$28,478	\$37,247	\$73,214
29	Jasper	\$597	\$1,345	\$18,874	\$20,815	\$265	\$4,322	\$19,341	\$23,927	\$35	\$2,143	\$22,247	\$24,425
	Circuit Total	\$597	\$1,345	\$18,874	\$20,815	\$265	\$4,322	\$19,341	\$23,927	\$35	\$2,143	\$22,247	\$24,425
30	Benton	\$106	\$989	\$3,279	\$4,373	\$104	\$2,059	\$5,809	\$7,972	\$0	\$399	\$11,105	\$11,503
	Dallas	\$86	\$2,961	\$7,604	\$10,651	\$876	\$6,279	\$12,161	\$19,316	\$180	\$108	\$2,722	\$3,010
	Hickory	\$10	\$406	\$2,403	\$2,819	\$582	\$3,866	\$3,814	\$8,263	\$0	\$208	\$1,056	\$1,264
	Polk	\$331	\$810	\$2,665	\$3,805	\$2,142	\$3,828	\$4,158	\$10,129	\$1,413	\$1,249	\$4,052	\$6,713
	Webster	\$10	\$448	\$749	\$1,207	\$329	\$437	\$32,453	\$33,219	\$72	\$205	\$14,718	\$14,994
	Circuit Total	\$543	\$5,613	\$16,699	\$22,855	\$4,032	\$16,470	\$58,396	\$78,898	\$1,664	\$2,167	\$33,652	\$37,483
31	Greene	\$103	\$556	\$158	\$817	\$10	\$22,107	\$1,250	\$23,367	\$534	\$1,736	\$4,842	\$7,111
	Circuit Total	\$103	\$556	\$158	\$817	\$10	\$22,107	\$1,250	\$23,367	\$534	\$1,736	\$4,842	\$7,111
32	Bollinger	\$9	\$127	\$4,519	\$4,655	\$617	\$898	\$12,570	\$14,085	\$72	\$166	\$5,942	\$6,180
	Cape Girardeau	\$174	\$720	\$13,768	\$14,661	\$70	\$667	\$7,140	\$7,876	\$865	\$6,052	\$14,710	\$21,627
	Perry	\$12	\$383	\$2,840	\$3,234	\$0	\$3,262	\$18,358	\$21,620	\$1,216	\$1,975	\$13,555	\$16,745
	Circuit Total	\$195	\$1,229	\$21,127	\$22,551	\$687	\$4,826	\$38,068	\$43,581	\$2,152	\$8,193	\$34,207	\$44,551
33	Mississippi	\$311	\$900	\$9,483	\$10,693	\$832	\$2,434	\$6,095	\$9,360	\$867	\$1,959	\$11,932	\$14,758
	Scott	\$330	\$1,834	\$36,432	\$38,595	\$2,290	\$8,944	\$71,338	\$82,572	\$72	\$153	\$4,974	\$5,199
	Circuit Total	\$640	\$2,733	\$45,914	\$49,287	\$3,122	\$11,377	\$77,433	\$91,933	\$938	\$2,112	\$16,907	\$19,957
34	New Madrid	\$24	\$381	\$1,423	\$1,828	\$200	\$3,901	\$4,048	\$8,149	\$0	\$416	\$2,451	\$2,867
	Pemiscot	\$140	\$236	\$8,414	\$8,790	\$1,397	\$4,037	\$11,247	\$16,681	\$266	\$307	\$3,187	\$3,760
Circuit Total	\$163	\$617	\$9,837	\$10,617	\$1,597	\$7,938	\$15,295	\$24,830	\$266	\$723	\$5,638	\$6,627	
35	Dunklin	\$62	\$726	\$6,602	\$7,389	\$106	\$768	\$14,572	\$15,445	\$643	\$836	\$21,363	\$22,841
	Stoddard	\$0	\$96	\$4,601	\$4,697	\$0	\$534	\$8,578	\$9,112	\$0	\$0	\$2,688	\$2,688
	Circuit Total	\$62	\$822	\$11,203	\$12,086	\$106	\$1,302	\$23,150	\$24,557	\$643	\$836	\$24,051	\$25,529
36	Butler	\$254	\$610	\$0	\$863	\$317	\$337	\$0	\$653	\$189	\$1,317	\$8,631	\$10,137
	Ripley	\$10	\$0	\$10	\$20	\$106	\$102	\$216	\$424	\$0	\$135	\$135	\$270
	Circuit Total	\$264	\$610	\$10	\$883	\$422	\$439	\$216	\$1,077	\$189	\$1,452	\$8,766	\$10,407
37	Carter	\$0	\$0	\$10,772	\$10,772	\$70	\$2	\$1,943	\$2,015	\$0	\$0	\$3,794	\$3,794
	Howell	\$366	\$737	\$11,682	\$12,785	\$27	\$630	\$19,695	\$20,352	\$215	\$2,537	\$11,224	\$13,976
	Oregon	\$328	\$439	\$3,811	\$4,579	\$309	\$734	\$7,650	\$8,693	\$122	\$1,091	\$2,650	\$3,862
	Shannon	\$319	\$347	\$18,334	\$19,000	\$25	\$267	\$7,543	\$7,835	\$72	\$72	\$1,913	\$2,056
	Circuit Total	\$1,013	\$1,523	\$44,599	\$47,136	\$430	\$1,633	\$36,831	\$38,895	\$408	\$3,699	\$19,581	\$23,687
38	Christian	\$1,197	\$987	\$11,640	\$13,824	\$399	\$2,796	\$9,369	\$12,564	\$214	\$1,096	\$3,133	\$4,443
	Circuit Total	\$1,197	\$987	\$11,640	\$13,824	\$399	\$2,796	\$9,369	\$12,564	\$214	\$1,096	\$3,133	\$4,443
39	Barry	\$12	\$126	\$10,559	\$10,696	\$0	\$54	\$4,762	\$4,816	\$50	\$193	\$687	\$930
	Lawrence	\$285	\$2,477	\$3,874	\$6,636	\$7	\$30	\$6,097	\$6,133	\$0	\$1,848	\$22,178	\$24,027
	Stone	\$0	\$210	\$8,898	\$9,108	\$0	\$104	\$2,483	\$2,587	\$5	\$150	\$4,365	\$4,520
	Circuit Total	\$297	\$2,813	\$23,330	\$26,440	\$7	\$188	\$13,342	\$13,536	\$55	\$2,191	\$27,230	\$29,477
40	McDonald	\$113	\$2,044	\$1,179	\$3,336	\$108	\$1,711	\$864	\$2,682	\$0	\$60	\$960	\$1,020
	Newton	\$0	\$313	\$1,418	\$1,731	\$0	\$416	\$1,775	\$2,191	\$486	\$1,809	\$22,839	\$25,133
	Circuit Total	\$113	\$2,357	\$2,597	\$5,067	\$108	\$2,126	\$2,640	\$4,873	\$486	\$1,869	\$23,799	\$26,153
41	Macon	\$0	\$916	\$7,330	\$8,245	\$421	\$322	\$48,737	\$49,479	\$0	\$708	\$4,422	\$5,130
	Shelby	\$0	\$0	\$9,019	\$9,019	\$104	\$4,038	\$7,694	\$11,835	\$0	\$90	\$783	\$873
	Circuit Total	\$0	\$916	\$16,349	\$17,264	\$525	\$4,360	\$56,430	\$61,315	\$0	\$798	\$5,205	\$6,003
42	Crawford	\$28	\$3,484	\$2,799	\$6,311	\$6,135	\$8,683	\$15,716	\$30,534	\$6	\$705	\$4,289	\$5,000
	Dent	\$15	\$390	\$18,515	\$18,919	\$8	\$2,225	\$20,744	\$22,978	\$0	\$52	\$13,134	\$13,185
	Iron	\$181	\$228	\$5,507	\$5,916	\$1,158	\$1,399	\$29,469	\$32,026	\$0	\$88	\$4,320	\$4,408
	Reynolds	\$155	\$834	\$4,320	\$5,308	\$237	\$468	\$14,302	\$15,007	\$0	\$136	\$2,085	\$2,221
	Wayne	\$37	\$72	\$13,688	\$13,797	\$104	\$3,219	\$26,034	\$29,356	\$4	\$1,582	\$8,049	\$9,634
	Circuit Total	\$415	\$5,008	\$44,828	\$50,251	\$7,642	\$15,994	\$106,264	\$129,900	\$10	\$2,562	\$31,877	\$34,449
43	Caldwell	\$10	\$619	\$5,502	\$6,131	\$0	\$250	\$19,341	\$19,591	\$0	\$380	\$2,910	\$3,290
	Clinton	\$93	\$642	\$8,517	\$9,252	\$3,670	\$5,055	\$38,480	\$47,204	\$800	\$995	\$3,955	\$5,750
	Daviess	\$0	\$353	\$3,631	\$3,984	\$2	\$3,718	\$10,819	\$14,539	\$0	\$60	\$4,150	\$4,210
	DeKalb	\$503	\$1,796	\$13,610	\$15,908	\$315	\$6,174	\$10,520	\$17,008	\$102	\$280	\$815	\$1,196
	Livingston	\$0	\$945	\$12,719	\$13,664	\$920	\$7,923	\$119,795	\$128,639	\$80	\$1,005	\$8,685	\$9,770
	Circuit Total	\$606	\$4,354	\$43,979	\$48,939	\$4,906	\$23,119	\$198,956	\$226,982	\$982	\$2,719	\$20,514	\$24,215
44	Douglas	\$0	\$215	\$5,805	\$6,019	\$296	\$387	\$7,530	\$8,213	\$19	\$300	\$2,556	\$2,874
	Ozark	\$0	\$93	\$36,970	\$37,063	\$99	\$195	\$1,314	\$1,608	\$0	\$426	\$4,078	\$4,504
	Wright	\$0	\$4,263	\$0	\$4,263	\$9	\$194	\$8,211	\$8,414	\$0	\$107	\$0	\$107
	Circuit Total	\$0	\$4										

Table 82
Circuit Court - July 1, 2006 - June 30, 2020
Accounts Receivable by Age and Case Category

Cir. No.	County	Juvenile				Treatment Court				Total			
		≤ 1 yr	1 - 3 yrs	> 3 yrs	Total	≤ 1 yr	1 - 3 yrs	> 3 yrs	Total	≤ 1 yr	1 - 3 yrs	> 3 yrs	Total
25	Maries	\$1,250	\$30	\$331	\$1,611	\$0	\$0	\$0	\$0	\$46,531	\$33,221	\$97,936	\$177,689
	Phelps	\$330	\$480	\$2,345	\$3,155	\$0	\$1,010	\$18,988	\$19,998	\$488,960	\$1,305,812	\$3,909,538	\$5,704,310
	Pulaski	\$0	\$154	\$9,582	\$9,736	\$3,600	\$14,550	\$1,889	\$20,039	\$1,780,297	\$4,668,573	\$1,850,482	\$8,299,352
	Texas	\$120	\$840	\$9,912	\$10,872	\$0	\$600	\$17,785	\$18,385	\$135,924	\$785,049	\$5,010,091	\$5,931,064
	Circuit Total	\$1,700	\$1,504	\$22,170	\$25,373	\$3,600	\$16,160	\$38,662	\$58,422	\$2,451,712	\$6,792,655	\$10,868,048	\$20,112,415
26	Camden	\$0	\$1,164	\$71,412	\$72,576	\$6,010	\$16,230	\$0	\$22,240	\$523,291	\$2,538,576	\$9,514,631	\$12,576,498
	Laclede	\$0	\$2,363	\$195,122	\$197,485	\$0	\$0	\$0	\$0	\$2,444,723	\$3,132,370	\$16,966,334	\$22,543,427
	Miller	\$0	\$1,103	\$15,189	\$16,292	\$0	\$0	\$0	\$0	\$339,075	\$1,377,329	\$4,535,949	\$6,252,353
	Moniteau	\$382	\$0	\$14,967	\$15,349	\$0	\$0	\$0	\$0	\$54,036	\$186,910	\$282,818	\$523,764
	Morgan	\$166	\$5,267	\$30,426	\$35,858	\$0	\$0	\$0	\$0	\$104,242	\$529,704	\$3,269,902	\$3,903,848
	Circuit Total	\$548	\$9,896	\$327,117	\$337,561	\$6,010	\$16,230	\$0	\$22,240	\$3,465,366	\$7,764,890	\$34,569,634	\$45,799,890
27	Bates	\$101	\$228	\$24,267	\$24,595	\$70	\$150	\$7,923	\$8,143	\$117,068	\$770,625	\$2,757,255	\$3,644,949
	Henry	\$60	\$60	\$11,273	\$11,393	\$0	\$255	\$2,837	\$3,092	\$65,204	\$481,104	\$1,606,711	\$2,153,019
	St. Clair	\$0	\$240	\$1,046	\$1,286	\$0	\$235	\$2,079	\$2,314	\$129,428	\$666,874	\$1,473,463	\$2,269,764
	Circuit Total	\$161	\$528	\$36,585	\$37,274	\$70	\$640	\$12,839	\$13,549	\$311,700	\$1,918,603	\$5,837,429	\$8,067,732
28	Barton	\$0	\$1,643	\$4,042	\$5,685	\$900	\$5,564	\$19,698	\$26,162	\$21,660	\$93,974	\$301,628	\$417,261
	Cedar	\$0	\$1,048	\$1,066	\$2,113	\$0	\$910	\$9,033	\$9,943	\$33,014	\$103,387	\$365,003	\$501,404
	Dade	\$750	\$0	\$2,114	\$2,864	\$745	\$1,845	\$2,910	\$5,500	\$29,498	\$170,460	\$361,041	\$560,999
	Vernon	\$0	\$0	\$3,080	\$3,080	\$785	\$6,705	\$28,053	\$35,543	\$149,894	\$766,855	\$2,679,123	\$3,595,872
	Circuit Total	\$750	\$2,690	\$10,302	\$13,742	\$2,430	\$15,024	\$59,694	\$77,148	\$234,065	\$1,134,675	\$3,706,795	\$5,075,536
29	Jasper	\$755	\$10,197	\$152,849	\$163,802	\$900	\$32,530	\$87,484	\$120,914	\$1,717,507	\$2,570,993	\$16,073,769	\$20,362,268
	Circuit Total	\$755	\$10,197	\$152,849	\$163,802	\$900	\$32,530	\$87,484	\$120,914	\$1,717,507	\$2,570,993	\$16,073,769	\$20,362,268
30	Benton	\$0	\$1,721	\$9,725	\$11,446	\$0	\$0	\$3,910	\$3,910	\$42,903	\$221,897	\$2,217,897	\$2,706,184
	Dallas	\$1,449	\$3,429	\$41,534	\$46,411	\$0	\$0	\$0	\$0	\$709,573	\$638,367	\$1,910,683	\$3,258,622
	Hickory	\$0	\$0	\$16,248	\$16,248	\$0	\$0	\$0	\$0	\$31,999	\$231,731	\$944,044	\$1,207,773
	Polk	\$111	\$3,420	\$26,234	\$29,765	\$0	\$0	\$1,626	\$1,626	\$192,138	\$1,446,094	\$4,671,473	\$6,309,706
	Webster	\$552	\$300	\$19,740	\$20,592	\$1,670	\$4,530	\$20,802	\$27,002	\$139,567	\$1,042,782	\$2,393,888	\$3,576,237
	Circuit Total	\$2,111	\$8,869	\$113,481	\$124,461	\$1,670	\$4,530	\$26,337	\$32,537	\$1,116,180	\$3,804,357	\$12,137,986	\$17,058,522
31	Greene	\$17,654	\$46,113	\$188,064	\$251,831	\$7,680	\$724,597	\$2,465,623	\$3,197,900	\$541,315	\$2,176,635	\$7,893,233	\$10,611,183
	Circuit Total	\$17,654	\$46,113	\$188,064	\$251,831	\$7,680	\$724,597	\$2,465,623	\$3,197,900	\$541,315	\$2,176,635	\$7,893,233	\$10,611,183
32	Bollinger	\$207	\$5,087	\$32,875	\$38,169	\$0	\$0	\$0	\$0	\$31,778	\$69,322	\$265,844	\$366,944
	Cape Girardeau	\$3,730	\$14,337	\$67,344	\$85,411	\$1,080	\$11,220	\$26,966	\$39,266	\$222,992	\$473,210	\$1,991,014	\$2,687,215
	Perry	\$989	\$9,050	\$17,106	\$27,145	\$0	\$0	\$0	\$0	\$290,667	\$488,872	\$1,741,742	\$2,521,280
	Circuit Total	\$4,926	\$28,474	\$117,324	\$150,724	\$1,080	\$11,220	\$26,966	\$39,266	\$545,436	\$1,031,404	\$3,998,599	\$5,575,439
33	Mississippi	\$191	\$6,859	\$60,326	\$67,377	\$0	\$1,300	\$24,608	\$25,908	\$47,093	\$335,931	\$2,273,633	\$2,656,657
	Scott	\$1,329	\$21,162	\$175,007	\$197,498	\$0	\$0	\$0	\$0	\$221,354	\$860,936	\$7,140,216	\$8,222,505
	Circuit Total	\$1,520	\$28,021	\$235,333	\$264,874	\$0	\$1,300	\$24,608	\$25,908	\$268,447	\$1,196,866	\$9,413,849	\$10,879,162
34	New Madrid	\$0	\$0	\$0	\$0	\$0	\$3,805	\$8,565	\$12,370	\$87,794	\$269,243	\$559,080	\$916,116
	Pemiscot	\$0	\$1,649	\$28,645	\$30,294	\$0	\$0	\$0	\$0	\$91,521	\$164,338	\$522,919	\$778,778
	Circuit Total	\$0	\$1,649	\$28,645	\$30,294	\$0	\$3,805	\$8,565	\$12,370	\$179,314	\$433,581	\$1,081,999	\$1,694,894
35	Dunklin	\$50	\$160	\$3,154	\$3,364	\$1,840	\$16,807	\$12,258	\$30,905	\$114,420	\$246,081	\$864,132	\$1,224,634
	Stoddard	\$0	\$0	\$256	\$256	\$0	\$1,700	\$735	\$2,435	\$128,157	\$297,107	\$494,682	\$919,947
	Circuit Total	\$50	\$160	\$3,410	\$3,621	\$1,840	\$18,507	\$12,993	\$33,340	\$242,577	\$543,189	\$1,358,815	\$2,144,581
36	Butler	\$0	\$969	\$0	\$969	\$4,500	\$19,835	\$34,910	\$59,245	\$178,762	\$311,962	\$168,740	\$659,464
	Ripley	\$0	\$0	\$158	\$158	\$400	\$1,640	\$1,687	\$3,727	\$52,393	\$120,095	\$160,165	\$332,635
	Circuit Total	\$0	\$969	\$158	\$1,127	\$4,900	\$21,475	\$36,597	\$62,972	\$231,154	\$432,057	\$328,905	\$992,116
37	Carter	\$0	\$0	\$252	\$252	\$0	\$0	\$0	\$0	\$25,907	\$100,629	\$321,072	\$447,608
	Howell	\$0	\$210	\$1,375	\$1,585	\$80	\$900	\$75	\$1,055	\$347,953	\$681,104	\$1,320,462	\$2,349,520
	Oregon	\$0	\$20	\$2,142	\$2,162	\$0	\$0	\$0	\$0	\$41,874	\$136,856	\$579,567	\$758,297
	Shannon	\$0	\$0	\$643	\$643	\$0	\$0	\$0	\$0	\$117,766	\$125,769	\$828,761	\$1,072,296
	Circuit Total	\$0	\$230	\$4,412	\$4,642	\$80	\$900	\$75	\$1,055	\$533,500	\$1,044,359	\$3,049,862	\$4,627,720
38	Christian	\$32	\$12	\$1,851	\$1,895	\$7,104	\$13,290	\$23,547	\$43,941	\$262,144	\$1,678,970	\$2,759,081	\$4,700,194
	Circuit Total	\$32	\$12	\$1,851	\$1,895	\$7,104	\$13,290	\$23,547	\$43,941	\$262,144	\$1,678,970	\$2,759,081	\$4,700,194
39	Barry	\$0	\$0	\$4,161	\$4,161	\$0	\$0	\$0	\$0	\$183,330	\$1,819,547	\$7,851,732	\$9,854,608
	Lawrence	\$152	\$1,811	\$3,819	\$5,781	\$5,458	\$39,390	\$37,407	\$82,255	\$808,560	\$2,402,857	\$4,275,567	\$7,486,984
	Stone	\$0	\$0	\$1,611	\$1,611	\$1,738	\$79,731	\$264,551	\$346,019	\$150,419	\$1,188,517	\$5,461,431	\$6,800,367
	Circuit Total	\$152	\$1,811	\$9,591	\$11,553	\$7,196	\$119,121	\$301,958	\$428,274	\$1,142,309	\$5,410,921	\$17,588,730	\$24,141,959
40	McDonald	\$101	\$1,586	\$1,466	\$3,152	\$650	\$2,216	\$2,060	\$4,926	\$99,843	\$260,002	\$433,341	\$793,186
	Newton	\$0	\$100	\$930	\$1,030	\$500	\$3,597	\$13,178	\$17,275	\$788,375	\$1,277,247	\$3,353,717	\$5,419,339
	Circuit Total	\$101	\$1,686	\$2,396	\$4,182	\$1,150	\$5,813	\$15,238	\$22,200	\$888,218	\$1,537,249	\$3,787,058	\$6,212,524
41	Macon	\$0	\$148	\$5,107	\$5,255	\$0	\$0	\$0	\$0	\$73,011	\$524,281	\$1,706,756	\$2,304,048
	Shelby	\$0	\$0	\$15	\$15	\$0	\$0	\$0	\$0	\$47,304	\$175,622	\$617,507	\$840,433
	Circuit Total	\$0	\$148	\$5,122	\$5,270	\$0	\$0	\$0	\$0	\$120,315	\$699,904	\$2,324,263	\$3,144,481
42	Crawford	\$0	\$330	\$147	\$476	\$1,904	\$5,643	\$17,291	\$24,838	\$403,176	\$1,356,356	\$5,874,143	\$7,633,675
	Dent	\$0	\$0	\$6,873	\$6,873	\$715	\$14,605	\$13,812	\$29,132	\$223,380	\$508,039	\$1,281,113	\$2,012,533
	Iron	\$116	\$2,067	\$1,185	\$3,368	\$16	\$5,252	\$11,204	\$16,472	\$47,961	\$226,966	\$489,335	\$764,262
	Reynolds	\$15	\$289	\$3,441	\$3,745	\$0	\$10,005	\$15,412	\$25,417	\$18,200	\$181,339	\$496,283	\$695,822
	Wayne	\$0	\$42	\$3,430	\$3,471	\$830	\$5,305	\$21,387	\$27,522	\$499,111	\$207,957	\$372,899	\$1,079,967
	Circuit Total	\$131	\$2,727	\$15,075	\$17,933	\$3,465	\$40,810	\$79,105	\$123,380	\$1,191,828	\$2,480,657	\$8,513,773	\$12,186,258
43	Caldwell	\$104	\$2,318	\$12,262	\$14,683	\$0	\$0	\$0	\$0	\$112,482	\$1,173,833	\$1,865,495	\$3,151,809
	Clinton	\$518	\$4,857	\$33,073	\$38,447	\$0	\$0	\$0	\$0	\$44,052	\$819,151	\$2,791,100	\$3,654,302
	Daviess	\$0	\$										

Table 83
Circuit Court - July 1, 2006 - June 30, 2020
Accounts Receivable by Tier and Case Category

Cir. No.	County	Felony				Misdemeanor				Conservation/Watercraft			
		Tier 1	Tier 2	Other	Total	Tier 1	Tier 2	Other	Total	Tier 1	Tier 2	Other	Total
1	Clark	\$89,023	\$70,024	\$14,880	\$173,926	\$77,533	\$39,049	\$5,452	\$122,035	\$627	\$110	\$0	\$737
	Schulyer	\$16,251	\$8,607	\$0	\$24,857	\$8,338	\$4,254	\$0	\$12,593	\$1,456	\$214	\$0	\$1,670
	Scotland	\$28,261	\$122,226	\$934	\$151,421	\$11,887	\$7,546	\$0	\$19,433	\$619	\$54	\$0	\$673
	Circuit Total	\$133,535	\$200,856	\$15,814	\$350,204	\$97,759	\$50,850	\$5,452	\$154,061	\$2,702	\$378	\$0	\$3,080
2	Adair	\$181,565	\$1,585,143	\$484	\$1,767,192	\$47,309	\$30,502	\$0	\$77,812	\$0	\$0	\$0	\$0
	Knox	\$8,863	\$4,823	\$0	\$13,686	\$6,242	\$2,202	\$0	\$8,444	\$0	\$0	\$0	\$0
	Lewis	\$37,137	\$52,577	\$0	\$89,714	\$23,380	\$20,926	\$60	\$44,366	\$473	\$58	\$0	\$531
	Circuit Total	\$227,565	\$1,642,543	\$484	\$1,870,592	\$76,931	\$53,630	\$60	\$130,622	\$473	\$58	\$0	\$531
3	Grundy	\$130,181	\$73,935	\$1,201	\$205,317	\$32,661	\$4,896	\$75	\$37,632	\$128	\$27	\$0	\$155
	Harrison	\$70,853	\$8,917	\$0	\$79,770	\$15,426	\$5,263	\$0	\$20,689	\$646	\$55	\$0	\$701
	Mercer	\$48,829	\$368,779	\$19	\$417,727	\$16,833	\$37,076	\$0	\$53,909	\$0	\$0	\$0	\$0
	Putnam	\$34,196	\$469,487	\$19	\$503,683	\$22,360	\$29,106	\$14	\$51,480	\$491	\$27	\$0	\$518
	Circuit Total	\$284,060	\$921,118	\$1,320	\$1,206,497	\$87,280	\$76,341	\$89	\$163,709	\$1,265	\$109	\$0	\$1,374
4	Atchison	\$51,207	\$16,350	\$2,485	\$70,042	\$42,215	\$3,429	\$4,951	\$50,595	\$0	\$0	\$0	\$0
	Gentry	\$26,953	\$51,460	\$275	\$78,689	\$14,127	\$5,208	\$0	\$19,334	\$251	\$28	\$0	\$279
	Holt	\$28,321	\$14,288	\$1,162	\$43,771	\$57,251	\$3,815	\$13	\$61,079	\$1,537	\$187	\$0	\$1,724
	Nodaway	\$129,287	\$1,035,492	\$5,802	\$1,170,581	\$75,962	\$114,122	\$936	\$191,020	\$421	\$0	\$0	\$421
	Worth	\$7,531	\$15,927	\$0	\$23,459	\$9,083	\$548	\$0	\$9,631	\$0	\$0	\$0	\$0
	Circuit Total	\$243,300	\$1,133,518	\$9,724	\$1,386,543	\$198,637	\$127,121	\$5,900	\$331,658	\$2,209	\$215	\$0	\$2,424
5	Andrew	\$124,576	\$568,595	\$631	\$693,801	\$99,686	\$92,349	\$150	\$192,185	\$4,178	\$7,084	\$25	\$11,287
	Buchanan	\$570,270	\$1,323,117	\$53,831	\$1,947,218	\$291,496	\$1,006,001	\$4,116	\$1,301,613	\$309	\$56	\$0	\$365
	Circuit Total	\$694,845	\$1,891,712	\$54,462	\$2,641,029	\$391,183	\$1,098,351	\$4,266	\$1,493,799	\$4,487	\$7,140	\$25	\$11,651
6	Platte	\$443,054	\$89,291	\$225	\$532,570	\$79,715	\$11,858	\$53	\$91,625	\$92	\$2	\$0	\$94
	Circuit Total	\$443,054	\$89,291	\$225	\$532,570	\$79,715	\$11,858	\$53	\$91,625	\$92	\$2	\$0	\$94
7	Clay	\$1,817,431	\$163,067	\$10,775	\$1,991,273	\$310,573	\$68,947	\$3,116	\$382,636	\$290	\$106	\$599	\$995
	Circuit Total	\$1,817,431	\$163,067	\$10,775	\$1,991,273	\$310,573	\$68,947	\$3,116	\$382,636	\$290	\$106	\$599	\$995
8	Carroll	\$123,582	\$1,137,410	\$47	\$1,261,039	\$39,094	\$104,242	\$1,890	\$145,226	\$1,006	\$418	\$0	\$1,424
	Ray	\$281,512	\$1,626,755	\$5,797	\$1,914,063	\$64,967	\$220,585	\$4,953	\$290,505	\$98	\$2	\$0	\$100
	Circuit Total	\$405,094	\$2,764,164	\$5,844	\$3,175,102	\$104,061	\$324,827	\$6,843	\$435,731	\$1,104	\$420	\$0	\$1,524
9	Chariton	\$55,227	\$351,249	\$225	\$406,702	\$10,906	\$1,522	\$0	\$12,428	\$393	\$0	\$0	\$393
	Linn	\$133,590	\$75,668	\$0	\$209,258	\$83,508	\$17,990	\$0	\$101,498	\$603	\$0	\$0	\$603
	Sullivan	\$25,085	\$147,137	\$805	\$173,027	\$16,432	\$22,928	\$0	\$39,360	\$817	\$2	\$0	\$819
	Circuit Total	\$213,903	\$574,054	\$1,030	\$788,987	\$110,845	\$42,440	\$0	\$153,286	\$1,813	\$2	\$0	\$1,815
10	Marion	\$399,555	\$1,851,058	\$90	\$2,250,702	\$216,479	\$214,738	\$152	\$431,369	\$3,583	\$517	\$0	\$4,100
	Monroe	\$66,937	\$252,308	\$1,865	\$321,110	\$16,803	\$47,203	\$0	\$64,005	\$486	\$4	\$0	\$490
	Ralls	\$95,432	\$1,438,540	\$0	\$1,533,972	\$131,572	\$799,233	\$0	\$930,805	\$1,098	\$106	\$0	\$1,204
	Circuit Total	\$561,924	\$3,541,905	\$1,955	\$4,105,784	\$364,854	\$1,061,174	\$152	\$1,426,179	\$5,167	\$627	\$0	\$5,794
11	St. Charles	\$1,773,277	\$307,501	\$0	\$2,080,778	\$1,100,871	\$199,830	\$0	\$1,300,701	\$7,328	\$1,057	\$0	\$8,385
	Circuit Total	\$1,773,277	\$307,501	\$0	\$2,080,778	\$1,100,871	\$199,830	\$0	\$1,300,701	\$7,328	\$1,057	\$0	\$8,385
12	Audrain	\$840,748	\$7,532,777	\$722	\$8,374,247	\$541,404	\$1,520,269	\$25	\$2,061,698	\$865	\$66	\$0	\$931
	Montgomery	\$309,911	\$3,309,100	\$1,215	\$3,620,226	\$143,425	\$219,211	\$921	\$363,556	\$502	\$79	\$0	\$581
	Warren	\$585,587	\$9,373,266	\$120,978	\$10,079,831	\$263,380	\$488,068	\$0	\$751,448	\$3,574	\$646	\$0	\$4,220
	Circuit Total	\$1,736,246	\$20,215,143	\$122,914	\$22,074,303	\$948,209	\$2,227,548	\$946	\$3,176,703	\$4,941	\$791	\$0	\$5,732
13	Boone	\$1,175,724	\$268,327	\$33,682	\$1,477,733	\$731,254	\$361,664	\$345	\$1,093,263	\$472	\$229	\$0	\$701
	Callaway	\$506,952	\$308,148	\$1,766	\$816,866	\$948,592	\$177,440	\$464	\$1,126,496	\$4,809	\$1,676	\$0	\$6,485
	Circuit Total	\$1,682,676	\$576,475	\$35,447	\$2,294,599	\$1,679,846	\$539,104	\$809	\$2,219,760	\$5,280	\$1,905	\$0	\$7,185
14	Howard	\$24,625	\$417,379	\$0	\$442,004	\$11,479	\$5,663	\$0	\$17,142	\$318	\$122	\$0	\$440
	Randolph	\$367,803	\$175,795	\$0	\$543,598	\$36,552	\$18,164	\$220	\$54,936	\$84	\$103	\$0	\$187
	Circuit Total	\$392,428	\$593,174	\$0	\$985,602	\$48,031	\$23,828	\$220	\$72,079	\$402	\$225	\$0	\$627
15	Lafayette	\$611,136	\$4,201,115	\$0	\$4,812,251	\$316,719	\$272,487	\$0	\$589,206	\$1,301	\$4,718	\$0	\$1,779
	Saline	\$431,408	\$2,978,311	\$25	\$3,409,743	\$122,183	\$12,709	\$0	\$134,891	\$725	\$160	\$0	\$885
	Circuit Total	\$1,042,544	\$7,179,426	\$25	\$8,221,995	\$438,901	\$285,196	\$0	\$724,097	\$2,026	\$638	\$0	\$2,664
16	Jackson	\$1,716,433	\$664,299	\$1,368	\$2,382,100	\$403,088	\$112,132	\$430	\$515,649	\$1,458	\$275	\$0	\$1,733
	Circuit Total	\$1,716,433	\$664,299	\$1,368	\$2,382,100	\$403,088	\$112,132	\$430	\$515,649	\$1,458	\$275	\$0	\$1,733
17	Cass	\$424,749	\$136,187	\$6,769	\$567,705	\$40,327	\$8,535	\$7	\$48,869	\$123	\$12	\$0	\$135
	Johnson	\$253,472	\$1,161,872	\$0	\$1,415,344	\$19,521	\$1,148	\$0	\$20,669	\$0	\$0	\$0	\$0
	Circuit Total	\$678,221	\$1,298,059	\$6,769	\$1,983,049	\$59,847	\$9,683	\$7	\$69,538	\$123	\$12	\$0	\$135
18	Cooper	\$518,355	\$128,982	\$0	\$647,337	\$124,766	\$21,128	\$0	\$145,894	\$2,568	\$71	\$0	\$2,638
	Pettis	\$678,880	\$1,628,258	\$219	\$2,307,357	\$220,012	\$101,327	\$0	\$321,339	\$811	\$143	\$0	\$954
	Circuit Total	\$1,197,235	\$1,757,240	\$219	\$2,954,694	\$344,778	\$122,455	\$0	\$467,233	\$3,379	\$214	\$0	\$3,592
19	Cole	\$1,384,522	\$10,963,047	\$492	\$12,348,062	\$1,589,173	\$2,040,109	\$298	\$3,629,580	\$5,182	\$7,339	\$0	\$12,520
	Circuit Total	\$1,384,522	\$10,963,047	\$492	\$12,348,062	\$1,589,173	\$2,040,109	\$298	\$3,629,580	\$5,182	\$7,339	\$0	\$12,520
20	Franklin	\$1,397,749	\$10,124,838	\$4,401	\$11,526,989	\$292,475	\$80,442	\$0	\$372,917	\$25	\$0	\$0	\$25
	Gasconade	\$123,428	\$992,661	\$12,834	\$1,128,922	\$41,139	\$76,214	\$83	\$117,436	\$0	\$0	\$0	\$0
	Osage	\$103,528	\$196,963	\$0	\$300,491	\$36,375	\$8,673	\$0	\$45,047	\$811	\$137	\$0	\$948
	Circuit Total	\$1,624,705	\$11,314,462	\$17,235	\$12,956,402	\$369,989	\$165,329	\$83	\$535,401	\$836	\$137	\$0	\$973
21	St. Louis County	\$3,712,632	\$287,136	\$583	\$4,000,351	\$1,379,279	\$267,955	\$504	\$1,647,738	\$876	\$83	\$0	\$959
	Circuit Total	\$3,712,632	\$287,136	\$583	\$4,000,351	\$1,379,279	\$267,955	\$504	\$1,647,738	\$876	\$83	\$0	\$959
22	City of St. Louis	\$5,284,174	\$858,990	\$161,461	\$6,304,625	\$609,138	\$9,231	\$1,685	\$620,054	\$844	\$12	\$0	\$856
	Circuit Total	\$5,284,174	\$858,990	\$161,461	\$6,304,625	\$609,138	\$9,231	\$1,685	\$620,054	\$844	\$12	\$0	\$856
23	Jefferson	\$2,000,898	\$11,100,309	\$13,629	\$13,114,837	\$1,613,736	\$299,413	\$1,729	\$1,914,877	\$213	\$12	\$0	\$225
	Circuit Total	\$2,000,898	\$11,100,309	\$13,629	\$13,114,837	\$1,613,736	\$299,413	\$1,729	\$1,914,877	\$213	\$12	\$0	\$225
24	Madison	\$71,198	\$617,082	\$6,11									

Table 83
Circuit Court - July 1, 2006 - June 30, 2020
Accounts Receivable by Tier and Case Category

Cir. No.	County	Traffic				Municipal Cert / TDN				Ordinance Violations			
		Tier 1	Tier 2	Other	Total	Tier 1	Tier 2	Other	Total	Tier 1	Tier 2	Other	Total
1	Clark	\$12,736	\$5,932	\$50	\$18,719	\$8,784	\$2,073	\$387	\$11,244	\$0	\$0	\$0	\$0
	Schulyer	\$2,864	\$924	\$0	\$3,788	\$3,631	\$1,476	\$24	\$5,131	\$0	\$0	\$0	\$0
	Scotland	\$1,371	\$201	\$0	\$1,572	\$1,463	\$161	\$0	\$1,623	\$0	\$0	\$0	\$0
	Circuit Total	\$16,971	\$7,056	\$50	\$24,078	\$13,878	\$3,710	\$411	\$17,998	\$0	\$0	\$0	\$0
2	Adair	\$1,419	\$14	\$0	\$1,433	\$2,392	\$0	\$0	\$2,392	\$0	\$0	\$0	\$0
	Knox	\$416	\$83	\$0	\$499	\$0	\$0	\$0	\$0	\$0	\$0	\$0	\$0
	Lewis	\$7,173	\$384	\$0	\$7,557	\$5,405	\$46	\$63	\$5,515	\$0	\$0	\$0	\$0
	Circuit Total	\$9,007	\$481	\$0	\$9,488	\$7,797	\$46	\$63	\$7,907	\$0	\$0	\$0	\$0
3	Grundy	\$9,089	\$638	\$0	\$9,727	\$8,009	\$230	\$539	\$8,778	\$0	\$0	\$0	\$0
	Harrison	\$6,792	\$361	\$0	\$7,152	\$11,574	\$331	\$421	\$12,325	\$0	\$0	\$0	\$0
	Mercer	\$3,306	\$547	\$0	\$3,853	\$0	\$0	\$0	\$0	\$0	\$0	\$0	\$0
	Putnam	\$7,613	\$1,096	\$0	\$8,709	\$6,540	\$764	\$678	\$7,981	\$0	\$0	\$0	\$0
	Circuit Total	\$26,799	\$2,641	\$0	\$29,440	\$26,122	\$1,325	\$1,637	\$29,084	\$0	\$0	\$0	\$0
4	Atchison	\$14,028	\$911	\$25	\$14,964	\$34,385	\$2,636	\$1,400	\$38,421	\$0	\$0	\$0	\$0
	Gentry	\$3,063	\$350	\$0	\$3,413	\$762	\$19	\$0	\$781	\$0	\$0	\$0	\$0
	Holt	\$15,299	\$1,099	\$0	\$16,397	\$3,634	\$275	\$0	\$3,909	\$0	\$0	\$0	\$0
	Nodaway	\$7,553	\$563	\$0	\$8,116	\$59,008	\$848	\$1,258	\$61,113	\$0	\$0	\$0	\$0
	Worth	\$3,060	\$75	\$0	\$3,135	\$0	\$0	\$0	\$0	\$0	\$0	\$0	\$0
	Circuit Total	\$43,002	\$2,998	\$25	\$46,025	\$97,789	\$3,777	\$2,658	\$104,223	\$0	\$0	\$0	\$0
5	Andrew	\$41,423	\$24,215	\$125	\$65,763	\$52,736	\$8,179	\$28	\$60,942	\$0	\$0	\$0	\$0
	Buchanan	\$39,860	\$11,405	\$0	\$51,265	\$0	\$0	\$0	\$0	\$0	\$0	\$0	\$0
	Circuit Total	\$81,283	\$35,620	\$125	\$117,028	\$52,736	\$8,179	\$28	\$60,942	\$0	\$0	\$0	\$0
6	Platte	\$37,450	\$8,332	\$0	\$45,782	\$8,144	\$0	\$26	\$8,170	\$357	\$2	\$0	\$359
	Circuit Total	\$37,450	\$8,332	\$0	\$45,782	\$8,144	\$0	\$26	\$8,170	\$357	\$2	\$0	\$359
7	Clay	\$91,551	\$4,468	\$2,925	\$98,945	\$6,660	\$854	\$349	\$7,863	\$1,531	\$302	\$0	\$1,833
	Circuit Total	\$91,551	\$4,468	\$2,925	\$98,945	\$6,660	\$854	\$349	\$7,863	\$1,531	\$302	\$0	\$1,833
8	Carroll	\$11,305	\$6,237	\$0	\$17,542	\$16,570	\$5,001	\$0	\$21,571	\$0	\$0	\$0	\$0
	Ray	\$16,214	\$6,050	\$0	\$22,265	\$1,904	\$360	\$0	\$2,264	\$0	\$0	\$0	\$0
	Circuit Total	\$27,520	\$12,287	\$0	\$39,807	\$18,474	\$5,361	\$0	\$23,835	\$0	\$0	\$0	\$0
9	Chariton	\$4,099	\$200	\$0	\$4,299	\$2,455	\$0	\$0	\$2,455	\$0	\$0	\$0	\$0
	Linn	\$31,028	\$743	\$0	\$31,771	\$21,848	\$54	\$0	\$21,901	\$0	\$0	\$0	\$0
	Sullivan	\$5,281	\$1,321	\$0	\$6,602	\$2,015	\$1,706	\$0	\$3,721	\$0	\$0	\$0	\$0
	Circuit Total	\$40,407	\$2,264	\$0	\$42,671	\$26,317	\$1,760	\$0	\$28,076	\$0	\$0	\$0	\$0
10	Marion	\$65,164	\$9,293	\$1	\$74,457	\$0	\$0	\$0	\$0	\$0	\$0	\$0	\$0
	Monroe	\$3,761	\$628	\$0	\$4,389	\$0	\$0	\$0	\$0	\$0	\$0	\$0	\$0
	Ralls	\$45,348	\$8,738	\$0	\$54,085	\$27,884	\$4,943	\$0	\$32,827	\$0	\$0	\$0	\$0
	Circuit Total	\$114,272	\$18,658	\$1	\$132,931	\$27,884	\$4,943	\$0	\$32,827	\$0	\$0	\$0	\$0
11	St. Charles	\$628,053	\$100,844	\$32	\$728,929	\$43	\$2	\$0	\$45	\$178,581	\$4,791	\$1,010	\$184,383
	Circuit Total	\$628,053	\$100,844	\$32	\$728,929	\$43	\$2	\$0	\$45	\$178,581	\$4,791	\$1,010	\$184,383
12	Audrain	\$62,948	\$7,363	\$0	\$70,311	\$12,472	\$1,100	\$86	\$13,658	\$0	\$0	\$0	\$0
	Montgomery	\$35,355	\$10,188	\$96	\$45,639	\$56,696	\$6,901	\$3,713	\$67,310	\$0	\$0	\$0	\$0
	Warren	\$184,153	\$51,654	\$0	\$235,807	\$194,373	\$38,118	\$0	\$232,491	\$0	\$0	\$0	\$0
	Circuit Total	\$282,456	\$69,205	\$96	\$351,756	\$263,541	\$46,119	\$3,800	\$313,459	\$0	\$0	\$0	\$0
13	Boone	\$223,873	\$23,422	\$33	\$247,328	\$34,791	\$766	\$1,108	\$36,664	\$0	\$0	\$0	\$0
	Callaway	\$167,782	\$31,454	\$395	\$199,631	\$75,582	\$1,800	\$3,964	\$81,346	\$0	\$0	\$0	\$0
	Circuit Total	\$391,655	\$54,876	\$428	\$446,959	\$110,373	\$2,566	\$5,071	\$118,010	\$0	\$0	\$0	\$0
14	Howard	\$4,072	\$356	\$0	\$4,428	\$3,215	\$4	\$0	\$3,219	\$0	\$0	\$0	\$0
	Randolph	\$9,999	\$3,041	\$0	\$13,039	\$10,215	\$2,981	\$45	\$13,240	\$40	\$27	\$0	\$67
	Circuit Total	\$14,070	\$3,397	\$0	\$17,467	\$13,429	\$2,985	\$45	\$16,459	\$40	\$27	\$0	\$67
15	Lafayette	\$123,431	\$20,861	\$0	\$144,292	\$20,381	\$1,711	\$2,527	\$24,618	\$0	\$0	\$0	\$0
	Saline	\$22,019	\$3,000	\$0	\$25,019	\$2,957	\$219	\$0	\$3,175	\$0	\$0	\$0	\$0
	Circuit Total	\$145,450	\$23,861	\$0	\$169,311	\$23,337	\$1,929	\$2,527	\$27,793	\$0	\$0	\$0	\$0
16	Jackson	\$119,277	\$24,387	\$0	\$143,663	\$151,135	\$4,095	\$114,791	\$270,021	\$0	\$0	\$0	\$0
	Circuit Total	\$119,277	\$24,387	\$0	\$143,663	\$151,135	\$4,095	\$114,791	\$270,021	\$0	\$0	\$0	\$0
17	Cass	\$71,994	\$7,773	\$1	\$79,768	\$17,231	\$724	\$5	\$17,960	\$53,087	\$25,575	\$0	\$78,662
	Johnson	\$6,588	\$155	\$0	\$6,743	\$7,322	\$0	\$0	\$7,322	\$0	\$0	\$0	\$0
	Circuit Total	\$78,582	\$7,928	\$1	\$86,511	\$24,553	\$724	\$5	\$25,282	\$53,087	\$25,575	\$0	\$78,662
18	Cooper	\$32,614	\$3,013	\$0	\$35,626	\$22,436	\$2,165	\$0	\$24,601	\$0	\$0	\$0	\$0
	Pettis	\$10,321	\$3,487	\$0	\$13,807	\$62,299	\$926	\$10,036	\$73,261	\$0	\$0	\$0	\$0
	Circuit Total	\$42,934	\$6,499	\$0	\$49,433	\$84,734	\$3,091	\$10,036	\$97,861	\$0	\$0	\$0	\$0
19	Cole	\$236,902	\$87,092	\$4	\$323,997	\$3,113	\$558	\$0	\$3,671	\$1,351	\$233	\$0	\$1,583
	Circuit Total	\$236,902	\$87,092	\$4	\$323,997	\$3,113	\$558	\$0	\$3,671	\$1,351	\$233	\$0	\$1,583
20	Franklin	\$77,591	\$13,538	\$0	\$91,129	\$191,100	\$28,816	\$3,166	\$223,083	\$0	\$0	\$0	\$0
	Gasconade	\$2,557	\$1,650	\$0	\$4,207	\$6,920	\$186	\$931	\$8,037	\$0	\$0	\$0	\$0
	Osage	\$9,828	\$2,038	\$0	\$11,866	\$17,989	\$850	\$2,230	\$21,068	\$0	\$0	\$0	\$0
	Circuit Total	\$89,977	\$17,226	\$0	\$107,202	\$216,008	\$29,852	\$6,327	\$252,187	\$0	\$0	\$0	\$0
21	St. Louis County	\$1,320,416	\$227,550	\$0	\$1,547,966	\$2,986,287	\$52,277	\$7,497	\$3,046,061	\$647	\$0	\$0	\$647
	Circuit Total	\$1,320,416	\$227,550	\$0	\$1,547,966	\$2,986,287	\$52,277	\$7,497	\$3,046,061	\$647	\$0	\$0	\$647
22	City of St. Louis	\$28,760	\$1,287	\$250	\$30,297	\$225	\$0	\$0	\$225	\$0	\$0	\$0	\$0
	Circuit Total	\$28,760	\$1,287	\$250	\$30,297	\$225	\$0	\$0	\$225	\$0	\$0	\$0	\$0
23	Jefferson	\$544,681	\$120,223	\$1	\$664,905	\$11,912	\$2,227	\$30	\$14,169	\$0	\$0	\$0	\$0
	Circuit Total	\$544,681	\$120,223	\$1	\$664,905	\$11,912	\$2,227	\$30	\$14,169	\$0	\$0	\$0	\$0
24	Madison	\$28,485	\$4,809	\$0	\$33,294	\$436	\$50	\$0	\$486	\$0	\$0	\$0	\$0
	St. Francois	\$90,483	\$13,275	\$0	\$103,758	\$248,812	\$1,388	\$1,317	\$251,515	\$0	\$0	\$0	\$0
	Ste. Genevieve	\$153,030	\$64,453	\$0	\$217,483	\$9,052	\$1,107	\$1,012	\$11,170	\$20	\$0	\$0	\$20
	Washington	\$28,997	\$6,822	\$0	\$35,819	\$12,205	\$62	\$0	\$12,267	\$0	\$0	\$0	\$0
	Circuit Total	\$300,995	\$89,359	\$0	\$390,355	\$270,504	\$2,605	\$2,329	\$275,438	\$20	\$0	\$0	\$20

Table 83
Circuit Court - July 1, 2006 - June 30, 2020
Accounts Receivable by Tier and Case Category

Cir. No.	County	Felony				Misdemeanor				Conservation/Watercraft			
		Tier 1	Tier 2	Other	Total	Tier 1	Tier 2	Other	Total	Tier 1	Tier 2	Other	Total
25	Maries	\$70,841	\$62,814	\$0	\$133,655	\$16,611	\$2,413	\$0	\$19,024	\$132	\$2	\$0	\$134
	Phelps	\$972,241	\$2,665,810	\$38,614	\$3,676,665	\$533,441	\$1,082,874	\$1,284	\$1,617,599	\$1,803	\$243	\$0	\$2,046
	Pulaski	\$884,871	\$6,523,826	\$728	\$7,409,425	\$416,735	\$285,784	\$314	\$702,834	\$2,489	\$401	\$0	\$2,890
	Texas	\$544,575	\$3,542,258	\$821	\$4,087,654	\$411,846	\$1,176,994	\$3	\$1,588,844	\$3,839	\$926	\$0	\$4,765
	Circuit Total	\$2,472,527	\$12,794,708	\$40,163	\$15,307,398	\$1,378,634	\$2,548,066	\$1,601	\$3,928,301	\$8,262	\$1,572	\$0	\$9,834
26	Camden	\$726,705	\$10,085,838	\$9,521	\$10,822,065	\$511,203	\$1,052,856	\$988	\$1,565,047	\$3,460	\$611	\$0	\$4,071
	Laclede	\$694,132	\$15,680,025	\$3,999	\$16,378,157	\$387,257	\$4,209,676	\$684	\$4,597,618	\$1,842	\$3,125	\$0	\$4,967
	Miller	\$495,417	\$5,034,101	\$200	\$5,529,718	\$433,913	\$75,599	\$0	\$509,511	\$9,787	\$2,035	\$0	\$11,822
	Moniteau	\$234,880	\$202,210	\$6,863	\$443,953	\$28,057	\$18,137	\$0	\$46,194	\$0	\$0	\$0	\$0
	Morgan	\$349,618	\$3,198,045	\$0	\$3,547,663	\$57,275	\$170,643	\$497	\$228,414	\$1,899	\$602	\$0	\$2,500
	Circuit Total	\$2,500,753	\$34,200,220	\$20,584	\$36,721,556	\$1,417,706	\$5,526,910	\$2,169	\$6,946,785	\$16,987	\$6,372	\$0	\$23,359
27	Bates	\$469,353	\$2,223,566	\$2,629	\$2,695,548	\$504,071	\$77,418	\$5	\$581,494	\$6,541	\$222	\$0	\$6,763
	Henry	\$398,480	\$1,623,490	\$13	\$2,021,982	\$44,249	\$13,474	\$0	\$57,723	\$406	\$4	\$0	\$410
	St. Clair	\$198,954	\$1,979,034	\$922	\$2,178,910	\$15,813	\$33,984	\$0	\$49,798	\$189	\$64	\$0	\$253
	Circuit Total	\$1,066,787	\$5,826,090	\$3,563	\$6,896,440	\$564,134	\$124,876	\$5	\$689,015	\$7,135	\$290	\$0	\$7,425
28	Barton	\$179,624	\$65,532	\$791	\$245,946	\$67,505	\$11,773	\$0	\$79,278	\$356	\$106	\$0	\$462
	Cedar	\$163,972	\$151,537	\$14,341	\$329,849	\$71,265	\$20,833	\$802	\$92,900	\$2,490	\$456	\$0	\$2,946
	Dade	\$97,250	\$380,318	\$1,070	\$478,638	\$24,435	\$13,895	\$10	\$38,340	\$566	\$104	\$0	\$670
	Vernon	\$546,797	\$1,677,803	\$2,343	\$2,226,943	\$665,359	\$456,064	\$1,011	\$1,122,434	\$10,193	\$1,598	\$0	\$11,791
	Circuit Total	\$987,642	\$2,275,190	\$18,544	\$3,281,376	\$828,564	\$502,566	\$1,823	\$1,332,952	\$13,605	\$2,264	\$0	\$15,869
29	Jasper	\$2,093,984	\$16,581,059	\$581	\$18,675,624	\$633,496	\$124,496	\$209	\$758,202	\$967	\$189	\$0	\$1,156
	Circuit Total	\$2,093,984	\$16,581,059	\$581	\$18,675,624	\$633,496	\$124,496	\$209	\$758,202	\$967	\$189	\$0	\$1,156
30	Benton	\$255,523	\$2,015,770	\$4,952	\$2,276,244	\$232,659	\$95,988	\$530	\$329,177	\$3,140	\$399	\$0	\$3,539
	Dallas	\$168,238	\$2,606,758	\$228	\$2,775,224	\$102,344	\$202,006	\$1,750	\$314,100	\$3,133	\$2,326	\$0	\$5,459
	Hickory	\$90,381	\$976,422	\$0	\$1,066,803	\$47,201	\$61,316	\$0	\$108,516	\$1,805	\$260	\$0	\$2,065
	Polk	\$449,072	\$4,730,458	\$4,437	\$5,183,968	\$372,683	\$325,854	\$25	\$625,561	\$6,497	\$2,311	\$0	\$8,808
	Webster	\$559,933	\$2,212,832	\$1,196	\$2,773,960	\$236,514	\$239,352	\$2,248	\$478,115	\$3,191	\$441	\$0	\$3,631
	Circuit Total	\$1,523,146	\$12,542,240	\$10,813	\$14,076,199	\$991,400	\$859,516	\$4,553	\$1,855,469	\$17,765	\$5,737	\$0	\$23,501
31	Greene	\$2,659,984	\$1,412,464	\$1,226	\$4,073,675	\$1,896,220	\$633,158	\$3,102	\$2,532,480	\$1,722	\$598	\$0	\$2,320
	Circuit Total	\$2,659,984	\$1,412,464	\$1,226	\$4,073,675	\$1,896,220	\$633,158	\$3,102	\$2,532,480	\$1,722	\$598	\$0	\$2,320
32	Bollinger	\$176,589	\$61,508	\$49	\$238,146	\$40,919	\$4,362	\$325	\$45,606	\$1,116	\$79	\$0	\$1,195
	Cape Girardeau	\$660,173	\$576,285	\$6,690	\$1,243,148	\$536,621	\$689,070	\$0	\$1,225,692	\$0	\$0	\$0	\$0
	Perry	\$404,472	\$1,582,852	\$142	\$1,987,466	\$367,107	\$57,322	\$0	\$424,429	\$1,387	\$243	\$0	\$1,630
	Circuit Total	\$1,241,233	\$2,220,644	\$6,882	\$3,468,759	\$944,646	\$750,755	\$325	\$1,695,727	\$2,503	\$322	\$0	\$2,825
33	Mississippi	\$383,041	\$1,698,991	\$2,078	\$2,084,110	\$284,303	\$126,469	\$3	\$410,775	\$1,682	\$25	\$0	\$1,707
	Scott	\$1,235,304	\$5,620,247	\$392	\$6,855,943	\$458,038	\$452,596	\$64	\$910,698	\$1,318	\$487	\$0	\$1,805
	Circuit Total	\$1,618,345	\$7,319,238	\$2,470	\$8,940,053	\$742,341	\$579,065	\$67	\$1,321,473	\$3,000	\$512	\$0	\$3,512
34	New Madrid	\$298,846	\$322,345	\$381	\$621,572	\$42,284	\$53,601	\$1	\$95,885	\$473	\$50	\$0	\$523
	Pemiscot	\$184,307	\$221,273	\$16	\$405,597	\$76,703	\$79,277	\$28	\$156,008	\$506	\$291	\$0	\$797
	Circuit Total	\$483,153	\$543,618	\$397	\$1,027,169	\$118,987	\$132,878	\$29	\$251,894	\$979	\$341	\$0	\$1,320
35	Dunklin	\$611,536	\$115,530	\$264	\$727,330	\$100,098	\$38,712	\$31	\$138,841	\$953	\$83	\$0	\$1,036
	Stoddard	\$421,412	\$275,238	\$0	\$696,651	\$128,857	\$53,286	\$0	\$182,143	\$1,134	\$264	\$0	\$1,398
	Circuit Total	\$1,032,948	\$390,768	\$264	\$1,423,980	\$228,955	\$91,998	\$31	\$320,984	\$2,087	\$347	\$0	\$2,434
36	Butler	\$158,873	\$128,020	\$0	\$286,893	\$212,698	\$37,833	\$0	\$250,531	\$863	\$77	\$0	\$940
	Ripley	\$65,759	\$92,093	\$12	\$157,864	\$51,413	\$65,433	\$0	\$116,846	\$957	\$1,940	\$0	\$2,897
	Circuit Total	\$224,633	\$220,113	\$12	\$444,758	\$264,111	\$103,266	\$0	\$367,377	\$1,820	\$2,017	\$0	\$3,837
37	Carter	\$50,889	\$13,290	\$400	\$64,579	\$119,791	\$17,656	\$3,963	\$141,410	\$8,125	\$3,130	\$0	\$11,255
	Oregon	\$614,773	\$1,041,237	\$150	\$1,656,159	\$370,180	\$199,381	\$0	\$569,561	\$523	\$333	\$0	\$856
	Shannon	\$115,350	\$462,486	\$220	\$578,056	\$56,756	\$33,139	\$0	\$89,896	\$3,125	\$1,910	\$0	\$5,035
	Shannon	\$98,193	\$286,187	\$711	\$385,091	\$356,021	\$54,555	\$0	\$410,576	\$6,502	\$1,022	\$0	\$7,523
	Circuit Total	\$879,205	\$1,803,199	\$1,481	\$2,683,885	\$902,748	\$304,732	\$3,963	\$1,211,443	\$18,274	\$6,395	\$0	\$24,668
38	Christian	\$1,051,704	\$2,172,450	\$14,525	\$3,238,679	\$661,061	\$530,352	\$0	\$1,191,413	\$3,973	\$567	\$0	\$4,540
	Circuit Total	\$1,051,704	\$2,172,450	\$14,525	\$3,238,679	\$661,061	\$530,352	\$0	\$1,191,413	\$3,973	\$567	\$0	\$4,540
39	Barry	\$797,749	\$7,673,192	\$10,783	\$8,481,723	\$502,675	\$487,504	\$0	\$990,179	\$9,118	\$2,272	\$0	\$11,390
	Lawrence	\$879,851	\$5,767,719	\$5,207	\$6,652,777	\$322,103	\$207,276	\$100	\$529,479	\$463	\$31	\$0	\$493
	Stone	\$533,965	\$4,934,549	\$12,167	\$5,480,682	\$312,591	\$468,769	\$0	\$781,359	\$9,971	\$13,228	\$0	\$23,199
	Circuit Total	\$2,211,565	\$18,375,461	\$28,157	\$20,615,182	\$1,137,368	\$1,163,549	\$100	\$2,301,017	\$19,552	\$15,530	\$0	\$35,082
40	McDonald	\$127,052	\$22,627	\$0	\$149,679	\$229,666	\$23,207	\$0	\$252,873	\$4,033	\$644	\$0	\$4,677
	Newton	\$555,168	\$3,516,316	\$452	\$4,071,935	\$430,069	\$58,630	\$0	\$488,700	\$2,596	\$347	\$0	\$2,943
	Circuit Total	\$682,220	\$3,538,943	\$452	\$4,221,614	\$659,735	\$81,838	\$0	\$741,573	\$6,628	\$991	\$0	\$7,619
41	Macon	\$172,538	\$1,611,528	\$4,448	\$1,788,514	\$166,867	\$146,583	\$0	\$313,451	\$1,654	\$168	\$0	\$1,822
	Shelby	\$60,682	\$592,022	\$11,109	\$663,812	\$50,110	\$89,091	\$967	\$140,168	\$3,344	\$249	\$0	\$3,593
	Circuit Total	\$233,219	\$2,203,550	\$15,557	\$2,452,327	\$216,977	\$235,675	\$967	\$453,619	\$4,997	\$417	\$0	\$5,414
42	Crawford	\$622,744	\$6,193,594	\$718	\$6,817,055	\$240,138	\$406,723	\$0	\$646,862	\$2,039	\$423	\$0	\$2,462
	Dent	\$220,100	\$1,190,701	\$0	\$1,410,801	\$114,616	\$238,725	\$60	\$353,401	\$547	\$31	\$0	\$578
	Iron	\$216,050	\$304,473	\$27,398	\$547,921	\$46,468	\$50,983	\$769	\$98,220	\$1,434	\$671	\$95	\$2,200
	Reynolds	\$67,324	\$539,500	\$245	\$607,069	\$14,752	\$13,807	\$0	\$28,560	\$1,307	\$543	\$0	\$1,850
	Wayne	\$188,770	\$675,543	\$848	\$865,161	\$16,548	\$85,158	\$0	\$101,706	\$213	\$30	\$0	\$243
	Circuit Total	\$1,314,988	\$8,903,811	\$29,208	\$10,248,007	\$432,522	\$795,397	\$829	\$1,228,747	\$5,539	\$1,698	\$95	\$7,332
43	Caldwell	\$108,191	\$2,492,583	\$1,735	\$2,602,509	\$42,919	\$441,933	\$1,200	\$486,052	\$194	\$2	\$0	\$196
	Clinton	\$151,983	\$3,123,861	\$254	\$3,278,098	\$68,816	\$170,115	\$500	\$239,431	\$343			

**Table 83
Circuit Court - July 1, 2006 - June 30, 2020
Accounts Receivable by Tier and Case Category**

Cir. No.	County	Traffic				Municipal Cert / TDN				Ordinance Violations			
		Tier 1	Tier 2	Other	Total	Tier 1	Tier 2	Other	Total	Tier 1	Tier 2	Other	Total
25	Maries	\$1,489	\$93	\$0	\$1,582	\$763	\$25	\$20	\$808	\$0	\$0	\$0	\$0
	Phelps	\$144,928	\$35,641	\$0	\$180,569	\$152,619	\$38,803	\$7,252	\$198,675	\$758	\$81	\$0	\$839
	Pulaski	\$99,856	\$13,986	\$24	\$113,866	\$2,830	\$0	\$0	\$2,830	\$0	\$0	\$0	\$0
	Texas	\$85,445	\$19,684	\$0	\$105,130	\$0	\$0	\$0	\$0	\$0	\$0	\$0	\$0
	Circuit Total	\$331,719	\$69,404	\$24	\$401,147	\$156,212	\$38,828	\$7,272	\$202,313	\$758	\$81	\$0	\$839
26	Camden	\$9,103	\$2,316	\$0	\$11,419	\$52,775	\$992	\$1	\$53,767	\$85	\$27	\$0	\$112
	Laclede	\$41,612	\$48,027	\$0	\$89,639	\$438,768	\$762,871	\$405	\$1,202,044	\$0	\$0	\$0	\$0
	Miller	\$116,344	\$22,327	\$0	\$138,671	\$16,851	\$3,421	\$167	\$20,439	\$0	\$0	\$0	\$0
	Moniteau	\$7,685	\$1,396	\$0	\$9,080	\$4,449	\$0	\$20	\$4,469	\$0	\$0	\$0	\$0
	Morgan	\$10,951	\$4,919	\$0	\$15,869	\$7,110	\$12	\$0	\$7,122	\$0	\$0	\$0	\$0
	Circuit Total	\$185,694	\$78,984	\$0	\$264,678	\$519,953	\$767,296	\$593	\$1,287,842	\$85	\$27	\$0	\$112
27	Bates	\$159,994	\$8,644	\$25	\$168,663	\$85,689	\$7,750	\$1,162	\$94,600	\$140	\$4	\$0	\$144
	Henry	\$10,423	\$1,136	\$0	\$11,559	\$0	\$459	\$0	\$12,437	\$0	\$0	\$0	\$0
	St. Clair	\$4,571	\$536	\$0	\$5,106	\$2,402	\$72	\$0	\$2,474	\$0	\$0	\$0	\$0
	Circuit Total	\$174,987	\$10,316	\$25	\$185,328	\$100,069	\$8,280	\$1,162	\$109,511	\$140	\$4	\$0	\$144
28	Barton	\$33,055	\$6,653	\$0	\$39,708	\$1,558	\$275	\$0	\$1,833	\$0	\$0	\$0	\$0
	Cedar	\$9,349	\$2,123	\$1	\$11,472	\$8,247	\$1,561	\$0	\$9,808	\$0	\$0	\$0	\$0
	Dade	\$3,482	\$581	\$0	\$4,063	\$714	\$100	\$0	\$814	\$0	\$0	\$0	\$0
	Vernon	\$42,430	\$8,291	\$0	\$50,721	\$5,442	\$371	\$0	\$5,813	\$0	\$0	\$0	\$0
	Circuit Total	\$88,316	\$17,648	\$1	\$105,964	\$15,960	\$2,307	\$0	\$18,268	\$0	\$0	\$0	\$0
29	Jasper	\$236,219	\$35,410	\$124	\$271,752	\$278,948	\$22,152	\$352	\$301,452	\$0	\$0	\$0	\$0
	Circuit Total	\$236,219	\$35,410	\$124	\$271,752	\$278,948	\$22,152	\$352	\$301,452	\$0	\$0	\$0	\$0
30	Benton	\$19,392	\$3,247	\$498	\$23,137	\$30,330	\$2,202	\$1,913	\$34,445	\$435	\$2	\$0	\$437
	Dallas	\$33,845	\$15,252	\$0	\$49,097	\$15,810	\$19,187	\$0	\$34,997	\$0	\$0	\$0	\$0
	Hickory	\$724	\$773	\$0	\$1,497	\$0	\$0	\$0	\$0	\$0	\$0	\$0	\$0
	Polk	\$267,817	\$129,678	\$46	\$397,542	\$33,694	\$6,224	\$100	\$40,019	\$0	\$0	\$0	\$0
	Webster	\$96,524	\$27,926	\$0	\$124,450	\$88,888	\$20	\$5,475	\$94,384	\$0	\$0	\$0	\$0
	Circuit Total	\$418,301	\$176,877	\$544	\$595,723	\$168,723	\$27,634	\$7,488	\$203,845	\$435	\$2	\$0	\$437
31	Greene	\$206,551	\$68,370	\$0	\$274,921	\$55,158	\$3,823	\$1,006	\$59,987	\$109,653	\$72,497	\$100	\$182,250
	Circuit Total	\$206,551	\$68,370	\$0	\$274,921	\$55,158	\$3,823	\$1,006	\$59,987	\$109,653	\$72,497	\$100	\$182,250
32	Bollinger	\$3,013	\$369	\$0	\$3,381	\$15,446	\$82	\$0	\$15,528	\$0	\$0	\$0	\$0
	Cape Girardeau	\$46,150	\$1,590	\$0	\$47,740	\$1,504	\$225	\$0	\$1,729	\$0	\$0	\$0	\$0
	Perry	\$35,208	\$3,804	\$0	\$39,012	\$0	\$0	\$0	\$0	\$0	\$0	\$0	\$0
	Circuit Total	\$84,371	\$5,763	\$0	\$90,133	\$16,950	\$307	\$0	\$17,257	\$0	\$0	\$0	\$0
33	Mississippi	\$24,428	\$2,624	\$0	\$27,052	\$4,577	\$340	\$0	\$4,917	\$0	\$0	\$0	\$0
	Scott	\$78,443	\$19,672	\$0	\$98,115	\$28,787	\$1,365	\$0	\$30,152	\$0	\$0	\$0	\$0
	Circuit Total	\$102,871	\$22,296	\$0	\$125,167	\$33,364	\$1,705	\$0	\$35,069	\$0	\$0	\$0	\$0
34	New Madrid	\$11,855	\$7,408	\$0	\$19,262	\$139,291	\$13,660	\$710	\$153,661	\$0	\$0	\$0	\$0
	Pemiscot	\$20,709	\$7,864	\$0	\$28,573	\$124,997	\$0	\$3,153	\$128,150	\$0	\$0	\$0	\$0
	Circuit Total	\$32,564	\$15,271	\$0	\$47,835	\$264,289	\$13,660	\$3,863	\$281,811	\$0	\$0	\$0	\$0
35	Dunklin	\$26,604	\$2,472	\$1	\$29,076	\$247,321	\$863	\$0	\$248,184	\$0	\$0	\$0	\$0
	Stoddard	\$11,382	\$1,678	\$100	\$13,160	\$6,850	\$556	\$0	\$7,406	\$0	\$0	\$0	\$0
	Circuit Total	\$37,986	\$4,150	\$101	\$42,237	\$254,172	\$1,419	\$0	\$255,590	\$0	\$0	\$0	\$0
36	Butler	\$29,031	\$3,813	\$1	\$32,845	\$15,100	\$1,287	\$1	\$16,388	\$0	\$0	\$0	\$0
	Ripley	\$6,069	\$4,403	\$0	\$10,471	\$35,660	\$4,167	\$0	\$39,827	\$0	\$0	\$0	\$0
	Circuit Total	\$35,100	\$8,216	\$1	\$43,316	\$50,759	\$5,454	\$1	\$56,214	\$0	\$0	\$0	\$0
37	Carter	\$98,728	\$16,514	\$820	\$116,062	\$85,000	\$11,899	\$0	\$96,899	\$0	\$0	\$0	\$0
	Howell	\$59,186	\$12,713	\$0	\$71,899	\$0	\$0	\$0	\$0	\$0	\$0	\$0	\$0
	Oregon	\$9,961	\$1,911	\$0	\$11,872	\$46,324	\$7,694	\$0	\$54,018	\$0	\$0	\$0	\$0
	Shannon	\$33,702	\$8,470	\$0	\$42,172	\$169,753	\$26,792	\$0	\$196,545	\$0	\$0	\$0	\$0
	Circuit Total	\$201,576	\$39,609	\$820	\$242,005	\$301,077	\$46,386	\$0	\$347,463	\$0	\$0	\$0	\$0
38	Christian	\$69,842	\$15,195	\$0	\$85,037	\$99,691	\$1,547	\$2,319	\$103,557	\$0	\$0	\$0	\$0
	Circuit Total	\$69,842	\$15,195	\$0	\$85,037	\$99,691	\$1,547	\$2,319	\$103,557	\$0	\$0	\$0	\$0
39	Barry	\$137,757	\$45,400	\$0	\$183,157	\$152,171	\$12,355	\$2,600	\$167,125	\$0	\$0	\$0	\$0
	Lawrence	\$31,324	\$9,084	\$0	\$40,408	\$130,652	\$3,566	\$3,807	\$138,025	\$0	\$0	\$0	\$0
	Stone	\$65,933	\$17,904	\$0	\$83,837	\$53,621	\$8,801	\$4,962	\$67,384	\$0	\$0	\$0	\$0
	Circuit Total	\$235,014	\$72,387	\$0	\$307,401	\$336,444	\$24,722	\$11,369	\$372,534	\$0	\$0	\$0	\$0
40	McDonald	\$22,955	\$4,109	\$0	\$27,064	\$333,010	\$3,041	\$7,727	\$343,778	\$0	\$0	\$0	\$0
	Newton	\$123,973	\$25,495	\$10	\$149,477	\$620,673	\$17,617	\$19,922	\$658,212	\$157	\$27	\$0	\$184
	Circuit Total	\$146,928	\$29,604	\$10	\$176,541	\$953,683	\$20,658	\$27,649	\$1,001,990	\$157	\$27	\$0	\$184
41	Macon	\$17,951	\$3,769	\$1	\$21,720	\$95,269	\$11,473	\$3,689	\$110,432	\$0	\$0	\$0	\$0
	Shelby	\$8,988	\$2,074	\$0	\$11,062	\$31	\$25	\$0	\$56	\$0	\$0	\$0	\$0
	Circuit Total	\$26,939	\$5,843	\$1	\$32,782	\$95,300	\$11,498	\$3,689	\$110,487	\$0	\$0	\$0	\$0
42	Crawford	\$48,731	\$20,571	\$1	\$69,303	\$23,722	\$7,113	\$0	\$30,835	\$0	\$0	\$0	\$0
	Dent	\$36,929	\$4,420	\$0	\$41,349	\$29,312	\$85,618	\$86	\$115,016	\$0	\$0	\$0	\$0
	Iron	\$4,997	\$2,344	\$2	\$7,343	\$43,134	\$3,254	\$0	\$46,388	\$0	\$0	\$0	\$0
	Reynolds	\$2,058	\$668	\$0	\$2,726	\$3,491	\$375	\$0	\$3,866	\$0	\$0	\$0	\$0
	Wayne	\$4,395	\$16,455	\$0	\$20,851	\$5,316	\$32	\$2,881	\$8,228	\$0	\$0	\$0	\$0
	Circuit Total	\$97,110	\$44,457	\$3	\$141,570	\$104,974	\$96,392	\$2,966	\$204,333	\$0	\$0	\$0	\$0
43	Caldwell	\$5,255	\$6,041	\$0	\$11,296	\$4,617	\$3,286	\$160	\$8,063	\$0	\$0	\$0	\$0
	Clinton	\$22,657	\$1,152	\$0	\$23,809	\$5,420	\$7,874	\$671	\$13,965	\$0	\$0	\$0	\$0
	Daviess	\$6,593	\$7,266	\$0	\$13,859	\$3,362	\$6,244	\$0	\$9,606	\$0	\$0	\$0	\$0
	DeKalb	\$10,028	\$8,110	\$0	\$18,138	\$958	\$125	\$0	\$1,083	\$0	\$0	\$0	\$0
	Livingston	\$18,353	\$6,493	\$0	\$24,846	\$35,616	\$41,719	\$0	\$77,335	\$0	\$0	\$0	\$0
	Circuit Total	\$62,885	\$29,062	\$0	\$91,946	\$49,973	\$59,248	\$831	\$110,051	\$0	\$0	\$0	\$0
44	Douglas	\$5,015	\$193	\$0	\$5,208	\$3,010	\$0	\$200	\$3,210	\$0	\$0	\$0	\$0
	Ozark	\$3,355	\$968	\$0	\$4,323	\$878	\$505	\$36	\$1,418	\$0	\$0	\$0	\$0
	Wright	\$10,810	\$1,746	\$0	\$12,556	\$151	\$0	\$0	\$151	\$0	\$0	\$0	\$0
	Circuit Total	\$19,179	\$2,907	\$0	\$22,086	\$4,038	\$505	\$236	\$4,779	\$0	\$0	\$0	\$0
45	Lincoln	\$234,189	\$39,579	\$0	\$273,768	\$81,014	\$13,255	\$0	\$94,269	\$0	\$0	\$0	\$0
	Pike	\$36,163	\$5,863	\$0	\$42,026	\$109,068	\$5,075	\$6,965	\$121,108	\$0	\$0	\$0	\$0
	Circuit Total	\$270,352	\$45,442	\$0	\$315,794	\$190,082	\$18,330	\$6,965	\$215,376	\$0			

Table 83
Circuit Court - July 1, 2006 - June 30, 2020
Accounts Receivable by Tier and Case Category

Cir. No.	County	Civil				Domestic Relations				Probate			
		Tier 1	Tier 2	Other	Total	Tier 1	Tier 2	Other	Total	Tier 1	Tier 2	Other	Total
1	Clark	\$2,091	\$3,028	\$2,438	\$7,558	\$7,680	\$12,355	\$3,876	\$23,911	\$3,400	\$328	\$0	\$3,728
	Schulyer	\$739	\$205	\$126	\$1,070	\$2,208	\$5,053	\$1,953	\$9,214	\$826	\$35	\$609	\$1,469
	Scotland	\$136	\$123	\$0	\$258	\$908	\$4,730	\$8,301	\$13,939	\$366	\$122	\$0	\$488
	Circuit Total	\$2,967	\$3,357	\$2,564	\$8,887	\$10,795	\$22,138	\$14,130	\$47,064	\$4,591	\$485	\$609	\$5,685
2	Adair	\$5,196	\$3	\$531	\$5,730	\$21,144	\$11,461	\$125	\$32,730	\$2,268	\$180	\$0	\$2,449
	Knox	\$114	\$26	\$0	\$139	\$853	\$5,063	\$3,667	\$9,583	\$173	\$385	\$0	\$558
	Lewis	\$886	\$228	\$250	\$1,364	\$2,345	\$13,341	\$19,292	\$34,978	\$384	\$1,305	\$0	\$1,689
	Circuit Total	\$6,196	\$256	\$781	\$7,233	\$24,342	\$29,865	\$23,084	\$77,291	\$2,826	\$1,870	\$0	\$4,696
3	Grundy	\$3,891	\$8	\$2,475	\$6,373	\$8,124	\$2,494	\$408	\$11,026	\$5,971	\$1,726	\$0	\$7,697
	Harrison	\$1,071	\$70	\$535	\$1,677	\$1,121	\$968	\$1,100	\$3,189	\$11,161	\$533	\$0	\$11,694
	Mercer	\$1,387	\$146	\$1,957	\$3,490	\$1,204	\$231	\$3	\$1,438	\$692	\$16	\$0	\$707
	Putnam	\$1,250	\$3,701	\$842	\$5,793	\$3,852	\$23,241	\$96	\$27,189	\$2,166	\$174	\$0	\$2,340
	Circuit Total	\$7,599	\$3,925	\$5,809	\$17,333	\$14,301	\$26,933	\$1,607	\$42,841	\$19,989	\$2,449	\$0	\$22,438
4	Atchison	\$995	\$82	\$584	\$1,662	\$3,221	\$9,391	\$43,729	\$56,341	\$891	\$153	\$0	\$1,044
	Gentry	\$909	\$25	\$0	\$934	\$851	\$4,540	\$0	\$5,391	\$68	\$1,452	\$0	\$1,520
	Holt	\$1,436	\$283	\$2,588	\$4,307	\$1,670	\$5,305	\$0	\$6,974	\$592	\$250	\$0	\$842
	Nodaway	\$5,737	\$578	\$1,043	\$7,359	\$7,159	\$26,692	\$32,138	\$65,989	\$2,996	\$500	\$0	\$3,496
	Worth	\$52	\$0	\$0	\$52	\$209	\$4,166	\$6,471	\$10,846	\$0	\$0	\$0	\$0
	Circuit Total	\$9,129	\$969	\$4,216	\$14,313	\$13,110	\$50,093	\$82,339	\$145,542	\$4,547	\$2,355	\$0	\$6,902
5	Andrew	\$11,766	\$219	\$8,240	\$20,225	\$7,894	\$55,398	\$26,735	\$90,028	\$4,387	\$161	\$0	\$4,548
	Buchanan	\$3,236	\$2,675	\$143,650	\$149,561	\$39,811	\$86,711	\$2,796	\$129,318	\$1,142	\$9,574	\$0	\$10,716
	Circuit Total	\$15,002	\$2,894	\$151,890	\$169,785	\$47,705	\$142,110	\$29,531	\$219,346	\$5,529	\$9,735	\$0	\$15,264
6	Platte	\$240	\$16	\$3	\$259	\$386	\$20	\$9	\$415	\$0	\$0	\$0	\$0
	Circuit Total	\$240	\$16	\$3	\$259	\$386	\$20	\$9	\$415	\$0	\$0	\$0	\$0
7	Clay	\$136,702	\$86,429	\$60,465	\$283,596	\$360,124	\$42,772	\$5,236	\$408,132	\$10,103	\$1,575	\$272,616	\$284,294
	Circuit Total	\$136,702	\$86,429	\$60,465	\$283,596	\$360,124	\$42,772	\$5,236	\$408,132	\$10,103	\$1,575	\$272,616	\$284,294
8	Carroll	\$4,762	\$7	\$0	\$4,768	\$3,604	\$0	\$0	\$3,604	\$1,455	\$5,018	\$0	\$6,473
	Ray	\$17,785	\$973	\$4,251	\$23,009	\$14,231	\$56,976	\$22,089	\$93,295	\$2,210	\$15,060	\$0	\$17,270
	Circuit Total	\$22,547	\$980	\$4,251	\$27,778	\$17,834	\$56,976	\$22,089	\$96,899	\$3,665	\$20,078	\$0	\$23,743
9	Chariton	\$1,203	\$213	\$2,510	\$3,926	\$3,856	\$6,918	\$5,721	\$16,494	\$207	\$68	\$0	\$275
	Linn	\$1,430	\$1,106	\$251	\$2,788	\$2,519	\$6,512	\$229	\$9,260	\$1,894	\$0	\$0	\$1,894
	Sullivan	\$2,306	\$24	\$17	\$2,347	\$4,826	\$12,589	\$0	\$17,415	\$281	\$32	\$0	\$313
	Circuit Total	\$4,939	\$1,343	\$2,778	\$9,060	\$11,201	\$26,019	\$5,949	\$43,169	\$2,382	\$100	\$0	\$2,482
10	Marion	\$7,185	\$254	\$1,899	\$9,338	\$7,449	\$25,944	\$15	\$33,407	\$6,765	\$81	\$0	\$6,845
	Monroe	\$4,919	\$203	\$826	\$5,947	\$6,033	\$6,378	\$820	\$13,230	\$600	\$1,990	\$0	\$2,590
	Ralls	\$3,316	\$68	\$7,421	\$10,805	\$7,621	\$14,106	\$9,674	\$31,401	\$590	\$3,425	\$0	\$4,016
	Circuit Total	\$15,420	\$524	\$10,146	\$26,091	\$21,103	\$46,427	\$10,508	\$78,038	\$7,955	\$5,496	\$0	\$13,451
11	St. Charles	\$20,232	\$3,042	\$3	\$23,277	\$68,225	\$11,144	\$33	\$79,403	\$57	\$0	\$0	\$57
	Circuit Total	\$20,232	\$3,042	\$3	\$23,277	\$68,225	\$11,144	\$33	\$79,403	\$57	\$0	\$0	\$57
12	Audrain	\$18,015	\$1,527	\$174,121	\$193,662	\$21,372	\$56,946	\$2,710	\$81,028	\$1,930	\$5	\$0	\$1,935
	Montgomery	\$1,718	\$1,122	\$13,619	\$16,460	\$6,216	\$5,989	\$1,803	\$14,008	\$446	\$197	\$0	\$643
	Warren	\$27,486	\$2,436	\$4,838	\$34,760	\$20,890	\$31,389	\$9,919	\$62,198	\$722	\$5	\$0	\$727
	Circuit Total	\$47,219	\$5,085	\$192,577	\$244,882	\$48,479	\$94,324	\$14,431	\$157,234	\$3,098	\$207	\$0	\$3,305
13	Boone	\$107,424	\$36,208	\$3,586	\$147,217	\$215,149	\$73,822	\$3,899	\$292,870	\$2,359	\$25,509	\$542	\$28,410
	Callaway	\$18,957	\$19,361	\$12,220	\$50,539	\$33,273	\$141,514	\$6,016	\$180,802	\$1,003	\$7,130	\$0	\$8,133
	Circuit Total	\$126,381	\$55,569	\$15,806	\$197,756	\$248,422	\$215,335	\$9,915	\$473,672	\$3,362	\$32,639	\$542	\$36,543
14	Howard	\$463	\$0	\$0	\$463	\$1,056	\$1,531	\$165	\$2,751	\$220	\$0	\$0	\$220
	Randolph	\$5,349	\$1,698	\$6	\$7,053	\$32,216	\$4,033	\$1,259	\$37,508	\$21,046	\$1,344	\$0	\$22,389
	Circuit Total	\$5,812	\$1,698	\$6	\$7,516	\$33,272	\$5,564	\$1,423	\$40,259	\$21,265	\$1,344	\$0	\$22,609
15	Lafayette	\$5,983	\$2,523	\$5,116	\$13,622	\$9,191	\$2,219	\$3	\$11,413	\$0	\$0	\$0	\$0
	Saline	\$5,508	\$259	\$1,520	\$7,287	\$17,329	\$19,781	\$6,698	\$43,807	\$4,513	\$3,507	\$0	\$8,020
	Circuit Total	\$11,490	\$2,782	\$6,636	\$20,908	\$26,519	\$22,000	\$6,701	\$55,220	\$4,513	\$3,507	\$0	\$8,020
16	Jackson	\$24,768	\$9,027	\$7,608	\$41,402	\$53,817	\$11,944	\$255	\$66,016	\$541	\$1	\$640	\$1,181
	Circuit Total	\$24,768	\$9,027	\$7,608	\$41,402	\$53,817	\$11,944	\$255	\$66,016	\$541	\$1	\$640	\$1,181
17	Cass	\$3,622	\$529	\$8,704	\$12,856	\$2,250	\$2,979	\$0	\$5,229	\$3,864	\$12,118	\$93	\$16,075
	Johnson	\$816	\$17	\$1,683	\$2,516	\$220	\$20	\$0	\$240	\$523	\$75	\$0	\$598
	Circuit Total	\$4,438	\$547	\$10,387	\$15,372	\$2,470	\$2,999	\$0	\$5,469	\$4,386	\$12,193	\$93	\$16,673
18	Cooper	\$1,995	\$1,672	\$3	\$3,670	\$9,263	\$6,137	\$4,483	\$19,883	\$3,963	\$1,476	\$0	\$5,440
	Pettis	\$413	\$0	\$250	\$663	\$1,802	\$213	\$783	\$2,798	\$1,071	\$0	\$0	\$1,071
	Circuit Total	\$2,408	\$1,672	\$253	\$4,333	\$11,065	\$6,349	\$5,267	\$22,681	\$5,034	\$1,476	\$0	\$6,511
19	Cole	\$24,885	\$1,682	\$7,398	\$33,965	\$41,618	\$975	\$0	\$42,593	\$6,867	\$301	\$0	\$7,168
	Circuit Total	\$24,885	\$1,682	\$7,398	\$33,965	\$41,618	\$975	\$0	\$42,593	\$6,867	\$301	\$0	\$7,168
20	Franklin	\$41,564	\$2,885	\$20,108	\$64,557	\$75,362	\$5,092	\$5,156	\$85,610	\$8,251	\$178	\$0	\$8,429
	Gasconade	\$857	\$6	\$1,599	\$2,462	\$7,460	\$351	\$1,042	\$8,853	\$1,015	\$92	\$0	\$1,107
	Osage	\$4,126	\$2,499	\$1,080	\$7,706	\$3,553	\$274	\$460	\$4,287	\$5,537	\$2	\$0	\$5,539
	Circuit Total	\$46,547	\$5,390	\$22,788	\$74,725	\$86,375	\$5,716	\$6,658	\$98,749	\$14,802	\$272	\$0	\$15,074
21	St. Louis County	\$428,622	\$2,504	\$67,976	\$499,102	\$221,701	\$5,981	\$70,109	\$297,791	\$5,450	\$3,226	\$10	\$8,686
	Circuit Total	\$428,622	\$2,504	\$67,976	\$499,102	\$221,701	\$5,981	\$70,109	\$297,791	\$5,450	\$3,226	\$10	\$8,686
22	City of St. Louis	\$2,243,985	\$1,197,930	\$14,902	\$3,456,818	\$561,809	\$174,879	\$4,258	\$740,945	\$7,042	\$1,585	\$805	\$9,432
	Circuit Total	\$2,243,985	\$1,197,930	\$14,902	\$3,456,818	\$561,809	\$174,879	\$4,258	\$740,945	\$7,042	\$1,585	\$805	\$9,432
23	Jefferson	\$84,863	\$2,708	\$104,304	\$191,874	\$162,276	\$10,437	\$76,989	\$249,702	\$11,529	\$37,775	\$50,282	\$99,585
	Circuit Total	\$84,863	\$2,708	\$104,304	\$191,874	\$162,276	\$10,437	\$76,989	\$249,702	\$11,529	\$37,775	\$50,282	\$99,585
24	Madison	\$1,409	\$2,463	\$745	\$4,616	\$10,536	\$27,183	\$294	\$38,013	\$725	\$0	\$0	\$725
	St. Francois	\$7,411	\$9,949	\$32,063	\$49,423	\$66,400	\$11,580	\$14,433	\$92,412	\$73	\$3	\$0	\$76
	St. Genevieve	\$8,447	\$5,006	\$9,849	\$23,301								

Table 83

Circuit Court - July 1, 2006 - June 30, 2020

Accounts Receivable by Tier and Case Category

Cir. No.	County	Juvenile				Treatment Court				Totals by Tier			
		Tier 1	Tier 2	Other	Total	Tier 1	Tier 2	Other	Total	Tier 1	Tier 2	Other	Total
1	Clark	\$2,734	\$1,416	\$481	\$4,631	\$0	\$3,913	\$7,214	\$11,127	\$204,609	\$138,227	\$34,778	\$377,614
	Schulyer	\$351	\$169	\$0	\$521	\$0	\$0	\$0	\$0	\$36,664	\$20,937	\$2,712	\$60,313
	Scotland	\$0	\$399	\$0	\$399	\$0	\$0	\$0	\$0	\$45,010	\$135,561	\$9,235	\$189,805
	Circuit Total	\$3,085	\$1,984	\$481	\$5,550	\$0	\$3,913	\$7,214	\$11,127	\$286,282	\$294,726	\$46,725	\$627,733
2	Adair	\$2,272	\$0	\$0	\$2,272	\$0	\$0	\$0	\$0	\$263,566	\$1,627,304	\$1,140	\$1,892,011
	Knox	\$0	\$0	\$0	\$0	\$0	\$0	\$0	\$0	\$16,660	\$12,580	\$3,667	\$32,908
	Lewis	\$120	\$75	\$0	\$195	\$0	\$0	\$2,681	\$2,681	\$77,302	\$88,940	\$22,346	\$188,588
	Circuit Total	\$2,392	\$75	\$0	\$2,467	\$0	\$0	\$2,681	\$2,681	\$357,528	\$1,728,824	\$27,154	\$2,113,507
3	Grundy	\$12,479	\$656	\$193	\$13,328	\$0	\$0	\$12,195	\$12,195	\$210,533	\$84,609	\$17,085	\$312,227
	Harrison	\$5,613	\$215	\$0	\$5,828	\$0	\$0	\$1,130	\$1,130	\$124,256	\$16,712	\$3,186	\$144,154
	Mercer	\$2,256	\$1,275	\$0	\$3,531	\$0	\$0	\$1,240	\$1,240	\$74,506	\$408,070	\$3,319	\$485,895
	Putnam	\$8,537	\$780	\$0	\$9,317	\$0	\$0	\$1,620	\$1,620	\$87,005	\$528,375	\$3,249	\$618,629
	Circuit Total	\$28,885	\$2,926	\$193	\$32,003	\$0	\$0	\$16,185	\$16,185	\$496,300	\$1,037,767	\$26,839	\$1,560,905
	4	Atchison	\$6,673	\$620	\$787	\$8,080	\$0	\$0	\$0	\$0	\$153,615	\$33,572	\$53,963
Gentry		\$1,971	\$175	\$0	\$2,146	\$0	\$0	\$180	\$180	\$48,954	\$63,256	\$455	\$112,665
Holt		\$8,901	\$3,539	\$8,008	\$20,449	\$0	\$0	\$0	\$0	\$118,641	\$29,041	\$11,771	\$159,453
Nodaway		\$38,451	\$735	\$412	\$39,598	\$0	\$385	\$12,142	\$12,527	\$326,575	\$1,179,915	\$53,730	\$1,560,220
Worth		\$102	\$0	\$0	\$102	\$0	\$0	\$0	\$0	\$20,036	\$20,717	\$6,471	\$47,224
Circuit Total		\$56,098	\$5,069	\$9,207	\$70,374	\$0	\$385	\$12,322	\$12,707	\$667,821	\$1,326,500	\$126,391	\$2,120,712
5	Andrew	\$1,353	\$2,378	\$178	\$3,909	\$0	\$0	\$0	\$0	\$347,998	\$758,578	\$36,111	\$1,142,687
	Buchanan	\$615	\$2,008	\$669	\$3,292	\$0	\$0	\$13,443	\$13,443	\$946,738	\$2,441,548	\$218,504	\$3,606,790
	Circuit Total	\$1,968	\$4,386	\$847	\$7,201	\$0	\$0	\$13,443	\$13,443	\$1,294,736	\$3,200,126	\$254,615	\$4,749,477
6	Platte	\$50	\$5	\$0	\$55	\$0	\$0	\$8,176	\$8,176	\$569,487	\$109,526	\$8,492	\$687,505
	Circuit Total	\$50	\$5	\$0	\$55	\$0	\$0	\$8,176	\$8,176	\$569,487	\$109,526	\$8,492	\$687,505
7	Clay	\$21,960	\$580	\$15	\$22,555	\$0	\$225	\$23,354	\$23,579	\$2,756,924	\$369,325	\$379,451	\$3,505,700
	Circuit Total	\$21,960	\$580	\$15	\$22,555	\$0	\$225	\$23,354	\$23,579	\$2,756,924	\$369,325	\$379,451	\$3,505,700
8	Carroll	\$5,212	\$250	\$0	\$5,462	\$0	\$0	\$0	\$0	\$206,590	\$1,258,583	\$1,937	\$1,467,109
	Ray	\$656	\$14,053	\$9,625	\$24,334	\$0	\$590	\$29,655	\$30,245	\$399,577	\$1,941,403	\$76,369	\$2,417,350
	Circuit Total	\$5,868	\$14,303	\$9,625	\$29,796	\$0	\$590	\$29,655	\$30,245	\$606,167	\$3,199,986	\$78,306	\$3,884,459
9	Chariton	\$403	\$400	\$0	\$803	\$0	\$0	\$2,175	\$2,175	\$78,747	\$360,570	\$10,630	\$449,947
	Linn	\$99	\$0	\$0	\$99	\$0	\$0	\$6,350	\$6,350	\$276,520	\$102,073	\$6,830	\$385,423
	Sullivan	\$368	\$400	\$7	\$775	\$0	\$0	\$360	\$360	\$57,410	\$186,138	\$1,189	\$244,737
	Circuit Total	\$870	\$800	\$7	\$1,677	\$0	\$0	\$8,885	\$8,885	\$412,677	\$648,781	\$18,649	\$1,080,107
10	Marion	\$14,143	\$8,190	\$383	\$22,715	\$0	\$638	\$1,536	\$2,174	\$720,321	\$2,110,712	\$4,075	\$2,835,109
	Monroe	\$3,139	\$3,821	\$36	\$6,996	\$0	\$0	\$0	\$0	\$102,676	\$312,533	\$3,547	\$4,173,601
	Ralls	\$998	\$1,871	\$1,270	\$4,139	\$0	\$0	\$0	\$0	\$313,859	\$2,271,030	\$18,364	\$2,603,253
	Circuit Total	\$18,279	\$13,883	\$1,688	\$33,850	\$0	\$638	\$1,536	\$2,174	\$1,136,857	\$4,694,275	\$25,987	\$6,587,118
11	St. Charles	\$38,732	\$11,304	\$406	\$50,441	\$0	\$0	\$0	\$0	\$3,815,400	\$639,514	\$1,484	\$4,456,398
	Circuit Total	\$38,732	\$11,304	\$406	\$50,441	\$0	\$0	\$0	\$0	\$3,815,400	\$639,514	\$1,484	\$4,456,398
12	Audrain	\$170	\$28,123	\$1,726	\$30,019	\$0	\$0	\$42,355	\$42,355	\$1,499,924	\$9,148,175	\$221,744	\$10,869,843
	Montgomery	\$550	\$30,523	\$353	\$31,426	\$0	\$1,424	\$12,329	\$13,753	\$554,820	\$3,584,734	\$34,047	\$4,173,601
	Warren	\$862	\$42,611	\$328	\$43,801	\$0	\$5,383	\$34,104	\$39,487	\$1,281,027	\$10,033,576	\$170,166	\$11,484,769
	Circuit Total	\$1,582	\$101,257	\$2,407	\$105,246	\$0	\$6,807	\$88,787	\$95,594	\$3,335,772	\$22,766,484	\$425,957	\$26,528,213
13	Boone	\$206,009	\$112,792	\$5,972	\$324,773	\$0	\$0	\$123,607	\$123,607	\$2,697,054	\$902,738	\$172,774	\$3,772,566
	Callaway	\$46,711	\$43,732	\$4,483	\$94,926	\$0	\$0	\$36,619	\$36,619	\$1,803,661	\$732,254	\$65,926	\$2,601,841
Circuit Total	\$252,720	\$156,523	\$10,455	\$419,699	\$0	\$0	\$160,226	\$160,226	\$4,500,715	\$1,634,993	\$238,700	\$6,374,407	
14	Howard	\$0	\$0	\$0	\$0	\$0	\$0	\$0	\$0	\$45,446	\$425,055	\$165	\$470,665
	Randolph	\$323	\$670	\$369	\$1,362	\$0	\$110	\$4,514	\$4,624	\$483,625	\$207,966	\$6,412	\$698,002
Circuit Total	\$323	\$670	\$369	\$1,362	\$0	\$110	\$4,514	\$4,624	\$529,071	\$633,020	\$6,577	\$1,168,668	
15	Lafayette	\$0	\$5,536	\$0	\$5,536	\$0	\$2,175	\$18,875	\$21,050	\$1,088,140	\$4,509,105	\$26,520	\$5,623,765
	Saline	\$30	\$2,304	\$250	\$2,584	\$0	\$445	\$5,770	\$6,215	\$606,670	\$3,020,693	\$14,263	\$3,641,626
	Circuit Total	\$30	\$7,840	\$250	\$8,120	\$0	\$2,620	\$24,645	\$27,265	\$1,694,811	\$7,529,798	\$40,783	\$9,265,392
16	Jackson	\$3,866	\$23,281	\$8,733	\$35,880	\$0	\$0	\$0	\$0	\$2,474,381	\$849,440	\$133,825	\$3,457,646
	Circuit Total	\$3,866	\$23,281	\$8,733	\$35,880	\$0	\$0	\$0	\$0	\$2,474,381	\$849,440	\$133,825	\$3,457,646
17	Cass	\$150	\$2,698	\$0	\$2,848	\$0	\$0	\$25,722	\$25,722	\$617,396	\$197,131	\$41,301	\$855,829
	Johnson	\$0	\$0	\$0	\$0	\$0	\$0	\$3,405	\$3,405	\$288,460	\$1,163,288	\$5,088	\$1,456,835
	Circuit Total	\$150	\$2,698	\$0	\$2,848	\$0	\$0	\$29,127	\$29,127	\$905,856	\$1,360,419	\$46,389	\$2,312,664
18	Cooper	\$14,544	\$9,292	\$13,400	\$37,236	\$0	\$0	\$0	\$0	\$730,503	\$173,934	\$17,886	\$922,324
	Pettis	\$15,311	\$3,209	\$0	\$18,520	\$0	\$0	\$0	\$0	\$990,919	\$1,737,562	\$11,288	\$2,739,769
Circuit Total	\$29,855	\$12,500	\$13,400	\$55,755	\$0	\$0	\$0	\$0	\$1,721,422	\$1,911,496	\$29,175	\$3,662,093	
19	Cole	\$2,171	\$608	\$0	\$2,779	\$0	\$0	\$12,014	\$12,014	\$3,295,783	\$13,101,942	\$20,206	\$16,417,932
	Circuit Total	\$2,171	\$608	\$0	\$2,779	\$0	\$0	\$12,014	\$12,014	\$3,295,783	\$13,101,942	\$20,206	\$16,417,932
20	Franklin	\$107,592	\$48,571	\$57,056	\$213,219	\$0	\$32,239	\$29,402	\$61,641	\$2,191,710	\$10,336,599	\$119,289	\$12,647,598
	Gasconade	\$16,318	\$15,483	\$7,446	\$39,247	\$0	\$0	\$458	\$458	\$199,694	\$1,086,641	\$24,393	\$1,310,728
	Osage	\$12,564	\$868	\$6	\$13,438	\$0	\$5,711	\$4,915	\$10,626	\$194,309	\$218,014	\$8,691	\$421,015
	Circuit Total	\$136,474	\$64,922	\$64,507	\$265,904	\$0	\$37,950	\$34,775	\$72,724	\$2,585,713	\$11,641,254	\$152,373	\$14,379,341
21	St. Louis County	\$72,261	\$49,590	\$30	\$121,880	\$0	\$0	\$0	\$0	\$10,128,171	\$896,302	\$146,708	\$11,171,182
	Circuit Total	\$72,261	\$49,590	\$30	\$121,880	\$0	\$0	\$0	\$0	\$10,128,171	\$896,302	\$146,708	\$11,171,182
22	City of St. Louis	\$72,474	\$23,513	\$0	\$95,987	\$68	\$0	\$279,394	\$279,462	\$8,808,519	\$2,267,427	\$462,755	\$11,538,700
	Circuit Total	\$72,474	\$23,513	\$0	\$95,987	\$68	\$0	\$279,394	\$279,462	\$8,808,519	\$2,267,427	\$462,755	\$11,538,700
23	Jefferson	\$618,797	\$108,344	\$10,874	\$738,015	\$0	\$483	\$96,289	\$96,772	\$5,048,905	\$11,681,932	\$354,125	\$17,084,962
	Circuit Total	\$618,797	\$108,344	\$10,874	\$738,015	\$0	\$483	\$96,289	\$96,772	\$5,048,905	\$11,681,932	\$354,125	\$17,084,962
24	Madison	\$10,804	\$1,547	\$0	\$12,351	\$0	\$0	\$2,400	\$2,400	\$181,690	\$665,181	\$9,556	\$

Table 83
Circuit Court - July 1, 2006 - June 30, 2020
Accounts Receivable by Tier and Case Category

Cir. No.	County	Civil				Domestic Relations				Probate			
		Tier 1	Tier 2	Other	Total	Tier 1	Tier 2	Other	Total	Tier 1	Tier 2	Other	Total
25	Maries	\$355	\$406	\$14,262	\$15,023	\$2,901	\$1,182	\$0	\$4,083	\$898	\$750	\$0	\$1,648
	Phelps	\$2,324	\$492	\$9	\$2,825	\$1,410	\$345	\$0	\$1,755	\$180	\$5	\$0	\$185
	Pulaski	\$5,560	\$12,955	\$2,379	\$20,893	\$3,957	\$5,930	\$2,170	\$12,056	\$2,078	\$104	\$0	\$2,181
	Texas	\$8,462	\$197	\$93,615	\$102,274	\$5,297	\$5,962	\$0	\$11,259	\$1,736	\$80	\$0	\$1,816
	Circuit Total	\$16,701	\$14,049	\$110,265	\$141,015	\$13,566	\$13,417	\$2,170	\$29,153	\$4,891	\$939	\$0	\$5,829
26	Camden	\$7,797	\$231	\$5,769	\$13,798	\$7,167	\$1,548	\$370	\$9,085	\$1,961	\$183	\$0	\$2,144
	Laclede	\$15,503	\$1,270	\$1,344	\$18,118	\$29,315	\$3,683	\$17,931	\$50,929	\$3,834	\$520	\$0	\$4,354
	Miller	\$3,343	\$2,213	\$1,555	\$7,111	\$7,888	\$7,165	\$2,173	\$17,225	\$979	\$584	\$0	\$1,563
	Moniteau	\$788	\$1,124	\$484	\$2,396	\$1,390	\$675	\$0	\$2,065	\$257	\$0	\$0	\$257
	Morgan	\$2,437	\$537	\$0	\$2,974	\$5,764	\$9,764	\$45,632	\$61,160	\$1,320	\$963	\$0	\$2,283
	Circuit Total	\$29,868	\$5,376	\$9,153	\$44,397	\$51,524	\$22,835	\$66,105	\$140,464	\$8,350	\$2,251	\$0	\$10,601
27	Bates	\$14,422	\$5,445	\$1,385	\$21,252	\$7,230	\$30,749	\$129	\$38,107	\$3,526	\$775	\$0	\$4,301
	Henry	\$9,956	\$252	\$339	\$10,546	\$8,151	\$3,872	\$0	\$12,023	\$10,599	\$1,044	\$20	\$11,663
	St. Clair	\$3,720	\$4,047	\$603	\$8,369	\$4,474	\$11,028	\$1,500	\$17,003	\$2,807	\$1,311	\$0	\$4,117
	Circuit Total	\$28,097	\$9,744	\$2,327	\$40,167	\$19,854	\$45,650	\$1,629	\$67,132	\$16,931	\$3,130	\$20	\$20,081
28	Barton	\$2,576	\$202	\$250	\$3,028	\$4,512	\$7,374	\$150	\$12,037	\$2,561	\$33	\$0	\$2,594
	Cedar	\$1,225	\$148	\$9,542	\$10,915	\$754	\$18,432	\$7,997	\$27,182	\$2,865	\$1,410	\$0	\$4,275
	Dade	\$1,489	\$55	\$9,615	\$11,158	\$2,124	\$7,442	\$5,169	\$14,736	\$0	\$4,151	\$0	\$4,151
	Vernon	\$9,311	\$942	\$1,020	\$11,273	\$13,635	\$41,095	\$11,149	\$65,879	\$55,879	\$6,316	\$0	\$62,195
	Circuit Total	\$14,601	\$1,347	\$20,426	\$36,374	\$21,026	\$74,343	\$24,464	\$119,834	\$61,305	\$11,910	\$0	\$73,214
29	Jasper	\$9,118	\$400	\$11,297	\$20,815	\$23,223	\$352	\$353	\$23,927	\$22,075	\$2,349	\$0	\$24,425
	Circuit Total	\$9,118	\$400	\$11,297	\$20,815	\$23,223	\$352	\$353	\$23,927	\$22,075	\$2,349	\$0	\$24,425
30	Benton	\$3,577	\$313	\$483	\$4,373	\$4,138	\$3,835	\$0	\$7,972	\$4,426	\$4,827	\$2,250	\$11,503
	Dallas	\$4,651	\$3,573	\$2,427	\$10,651	\$8,681	\$9,729	\$906	\$19,316	\$1,931	\$1,079	\$0	\$3,010
	Hickory	\$2,819	\$0	\$0	\$2,819	\$3,798	\$4,465	\$0	\$8,263	\$1,264	\$0	\$0	\$1,264
	Polk	\$3,792	\$13	\$0	\$3,805	\$4,727	\$5,402	\$0	\$10,129	\$5,947	\$766	\$0	\$6,713
	Webster	\$910	\$297	\$0	\$1,207	\$2,564	\$30,655	\$0	\$33,219	\$3,624	\$11,320	\$50	\$14,994
	Circuit Total	\$15,749	\$4,196	\$2,910	\$22,855	\$23,907	\$54,085	\$906	\$78,898	\$17,191	\$17,992	\$2,300	\$37,483
31	Greene	\$430	\$18	\$369	\$817	\$500	\$22,867	\$0	\$23,367	\$704	\$6,408	\$0	\$7,111
	Circuit Total	\$430	\$18	\$369	\$817	\$500	\$22,867	\$0	\$23,367	\$704	\$6,408	\$0	\$7,111
32	Bollinger	\$3,040	\$997	\$618	\$4,655	\$6,453	\$7,532	\$100	\$14,085	\$5,565	\$615	\$0	\$6,180
	Cape Girardeau	\$8,062	\$2,559	\$4,040	\$14,661	\$4,206	\$3,670	\$0	\$7,876	\$8,560	\$11,707	\$1,360	\$21,627
	Perry	\$2,744	\$481	\$10	\$3,234	\$8,973	\$11,366	\$1,280	\$21,620	\$8,755	\$7,990	\$0	\$16,745
	Circuit Total	\$13,846	\$4,037	\$4,668	\$22,551	\$19,632	\$22,569	\$1,380	\$43,581	\$22,879	\$20,312	\$1,360	\$44,551
33	Mississippi	\$8,787	\$89	\$1,817	\$10,693	\$8,620	\$2,740	\$0	\$9,360	\$14,196	\$562	\$0	\$14,758
	Scott	\$36,313	\$209	\$2,072	\$38,595	\$70,836	\$11,736	\$0	\$82,572	\$1,810	\$3,189	\$200	\$5,199
	Circuit Total	\$45,100	\$298	\$3,889	\$49,287	\$79,456	\$12,476	\$0	\$91,933	\$16,006	\$3,751	\$200	\$19,957
34	New Madrid	\$1,794	\$34	\$0	\$1,828	\$3,799	\$4,350	\$0	\$8,149	\$2,717	\$0	\$150	\$2,867
	Pemiscot	\$7,348	\$405	\$1,037	\$8,790	\$5,481	\$11,200	\$0	\$16,681	\$3,759	\$2	\$0	\$3,760
Circuit Total	\$9,141	\$439	\$1,037	\$10,617	\$9,280	\$15,550	\$0	\$24,830	\$6,475	\$2	\$150	\$6,627	
35	Dunklin	\$7,063	\$49	\$277	\$7,389	\$13,802	\$1,139	\$505	\$15,445	\$21,052	\$1,356	\$433	\$22,841
	Stoddard	\$4,487	\$10	\$200	\$4,697	\$8,782	\$331	\$0	\$9,112	\$2,688	\$0	\$0	\$2,688
	Circuit Total	\$11,550	\$59	\$477	\$12,086	\$22,583	\$1,469	\$505	\$24,557	\$23,741	\$1,356	\$433	\$25,529
36	Butler	\$863	\$0	\$0	\$863	\$653	\$0	\$0	\$653	\$9,942	\$195	\$0	\$10,137
	Ripley	\$20	\$0	\$0	\$20	\$412	\$12	\$0	\$424	\$270	\$0	\$0	\$270
Circuit Total	\$883	\$0	\$0	\$883	\$1,065	\$12	\$0	\$1,077	\$10,212	\$195	\$0	\$10,407	
37	Carter	\$6,393	\$4,286	\$93	\$10,772	\$2,000	\$15	\$0	\$2,015	\$2,573	\$1,221	\$0	\$3,794
	Howell	\$11,758	\$1,021	\$6	\$12,785	\$17,896	\$2,235	\$221	\$20,352	\$12,472	\$1,504	\$0	\$13,976
	Oregon	\$2,982	\$1,557	\$40	\$4,579	\$8,474	\$196	\$22	\$8,693	\$3,862	\$0	\$0	\$3,862
	Shannon	\$15,230	\$440	\$3,330	\$19,000	\$3,569	\$4,230	\$37	\$7,835	\$1,712	\$344	\$0	\$2,056
	Circuit Total	\$36,362	\$7,304	\$3,470	\$47,136	\$31,939	\$6,676	\$280	\$38,895	\$20,619	\$3,068	\$0	\$23,687
38	Christian	\$9,533	\$213	\$4,078	\$13,824	\$11,508	\$966	\$90	\$12,564	\$3,817	\$626	\$0	\$4,443
	Circuit Total	\$9,533	\$213	\$4,078	\$13,824	\$11,508	\$966	\$90	\$12,564	\$3,817	\$626	\$0	\$4,443
39	Barry	\$2,483	\$5,367	\$2,847	\$10,696	\$3,119	\$1,285	\$412	\$4,816	\$500	\$430	\$0	\$930
	Lawrence	\$2,421	\$4,215	\$0	\$6,636	\$3,598	\$2,535	\$0	\$6,133	\$6,883	\$12,600	\$4,544	\$24,027
	Stone	\$5,526	\$3,075	\$507	\$9,108	\$754	\$1,642	\$191	\$2,587	\$2,604	\$1,850	\$66	\$4,520
	Circuit Total	\$10,430	\$12,656	\$3,354	\$26,440	\$7,470	\$5,463	\$603	\$13,536	\$19,887	\$14,879	\$4,610	\$29,477
40	McDonald	\$3,067	\$19	\$250	\$3,336	\$2,677	\$3	\$2	\$2,682	\$1,020	\$0	\$0	\$1,020
	Newton	\$1,569	\$107	\$55	\$1,731	\$2,126	\$65	\$0	\$2,191	\$25,021	\$112	\$0	\$25,133
Circuit Total	\$4,635	\$126	\$305	\$5,066	\$4,803	\$68	\$2	\$4,873	\$26,041	\$112	\$0	\$26,153	
41	Macon	\$7,236	\$1,009	\$0	\$8,245	\$17,811	\$31,650	\$18	\$49,479	\$5,116	\$14	\$0	\$5,130
	Shelby	\$1,153	\$4,681	\$3,185	\$9,019	\$1,661	\$9,141	\$1,033	\$11,835	\$873	\$0	\$0	\$873
	Circuit Total	\$8,389	\$5,690	\$3,185	\$17,264	\$19,473	\$40,791	\$1,061	\$61,315	\$5,989	\$14	\$0	\$6,003
42	Crawford	\$1,680	\$2,290	\$2,341	\$6,311	\$4,867	\$19,076	\$6,590	\$30,534	\$4,161	\$839	\$0	\$5,000
	Dent	\$10,557	\$3,416	\$4,946	\$18,919	\$8,522	\$14,450	\$6	\$22,978	\$10,163	\$3,022	\$0	\$13,185
	Iron	\$2,298	\$1,366	\$2,252	\$5,916	\$7,005	\$21,900	\$3,121	\$32,026	\$3,143	\$1,115	\$150	\$4,408
	Reynolds	\$4,306	\$799	\$203	\$5,308	\$2,974	\$4,171	\$7,861	\$15,007	\$1,845	\$0	\$376	\$2,221
	Wayne	\$3,804	\$3,696	\$6,297	\$13,797	\$13,646	\$14,467	\$1,243	\$29,356	\$5,653	\$3,981	\$0	\$9,634
	Circuit Total	\$22,646	\$11,567	\$16,039	\$50,251	\$37,014	\$74,064	\$18,821	\$129,900	\$24,966	\$8,957	\$526	\$34,449
43	Caldwell	\$5,560	\$471	\$100	\$6,131	\$3,044	\$16,547	\$0	\$19,591	\$1,788	\$1,501	\$0	\$3,290
	Clinton	\$9,094	\$159	\$0	\$9,252	\$6,199	\$40,997	\$9	\$47,204	\$4,200	\$1,550	\$0	\$5,750
	Daviess	\$3,310	\$667	\$6	\$3,983	\$3,465	\$11,068	\$6	\$14,539	\$2,610	\$1,542	\$58	\$4,210
	DeKalb	\$12,861	\$3,044	\$3	\$15,908	\$6,415	\$6,723	\$3,870	\$17,008	\$860	\$336	\$0	\$1,196
	Livingston	\$5,542	\$6,690	\$1,432	\$13,664	\$15,845	\$43,906	\$68,888	\$128,639	\$1,181	\$7,839	\$750	\$9,770
	Circuit Total	\$36,367	\$11,031	\$1,541	\$48,939	\$34,968	\$119,241	\$72,773	\$226,982	\$10,639	\$12,768	\$808	\$24,215
44	Douglas	\$4,624	\$48	\$1,347	\$6,019	\$6,713	\$1,500	\$0	\$8,213	\$2,842	\$32	\$0	\$2,874
	Ozark	\$3,358	\$33,705	\$0	\$37,063	\$959	\$649	\$0	\$1,608	\$4,466	\$38	\$0	\$4,504
	Wright	\$0	\$0	\$4,263	\$4,263	\$194	\$9	\$8,211	\$8,414	\$107	\$0	\$0	\$107
	Circuit Total	\$7,982	\$33,754	\$5,610	\$47,345</								

Table 83
Circuit Court - July 1, 2006 - June 30, 2020
Accounts Receivable by Tier and Case Category

Cir. No.	County	Juvenile				Treatment Court				Totals by Tier			
		Tier 1	Tier 2	Other	Total	Tier 1	Tier 2	Other	Total	Tier 1	Tier 2	Other	Total
25	Maries	\$330	\$1,281	\$0	\$1,611	\$0	\$0	\$0	\$0	\$94,318	\$68,965	\$14,282	\$177,566
	Phelps	\$3,143	\$0	\$12	\$3,155	\$0	\$0	\$19,998	\$19,998	\$1,812,847	\$3,824,294	\$67,169	\$5,704,310
	Pulaski	\$9,736	\$0	\$0	\$9,736	\$0	\$0	\$20,039	\$20,039	\$1,428,110	\$6,842,986	\$25,654	\$8,296,750
	Texas	\$4,373	\$6,469	\$30	\$10,872	\$0	\$198	\$18,187	\$18,385	\$1,065,574	\$4,752,767	\$112,656	\$5,930,997
	Circuit Total	\$17,582	\$7,750	\$42	\$25,373	\$0	\$198	\$58,224	\$58,422	\$4,400,849	\$15,489,013	\$219,761	\$20,109,623
26	Camden	\$61,298	\$1,919	\$9,359	\$72,576	\$0	\$915	\$21,325	\$22,240	\$1,381,554	\$11,147,435	\$47,333	\$12,576,323
	Laclede	\$97,334	\$10,475	\$89,675	\$197,485	\$0	\$0	\$0	\$0	\$1,709,598	\$20,719,673	\$114,040	\$22,543,310
	Miller	\$11,189	\$3,531	\$1,573	\$16,292	\$0	\$0	\$0	\$0	\$1,095,710	\$5,150,976	\$5,667	\$6,252,353
	Moniteau	\$4,079	\$9,786	\$1,485	\$15,349	\$0	\$0	\$0	\$0	\$281,585	\$233,327	\$8,852	\$523,764
	Morgan	\$20,354	\$1,880	\$13,625	\$35,859	\$0	\$0	\$0	\$0	\$456,727	\$3,387,365	\$59,753	\$3,903,844
	Circuit Total	\$194,254	\$27,591	\$115,716	\$337,561	\$0	\$915	\$21,325	\$22,240	\$4,925,174	\$40,638,776	\$235,645	\$45,799,594
27	Bates	\$1,034	\$20,520	\$3,041	\$24,595	\$150	\$1,323	\$6,670	\$8,143	\$1,252,149	\$2,376,415	\$15,046	\$3,643,611
	Henry	\$2,818	\$8,065	\$510	\$11,393	\$0	\$135	\$2,957	\$3,092	\$497,057	\$1,651,931	\$3,838	\$2,152,827
	St. Clair	\$0	\$881	\$405	\$1,286	\$0	\$445	\$1,869	\$2,314	\$232,929	\$2,031,401	\$5,299	\$2,269,629
	Circuit Total	\$3,852	\$29,465	\$3,956	\$37,274	\$150	\$1,903	\$11,496	\$13,549	\$1,982,136	\$6,059,748	\$24,183	\$8,066,067
28	Barton	\$4,785	\$900	\$0	\$5,685	\$46	\$25	\$26,092	\$26,162	\$296,577	\$92,874	\$27,282	\$416,733
	Cedar	\$1,346	\$768	\$0	\$2,113	\$0	\$60	\$9,883	\$9,943	\$261,512	\$197,328	\$42,564	\$501,404
	Dade	\$1,966	\$898	\$0	\$2,864	\$0	\$0	\$5,500	\$5,500	\$132,025	\$407,544	\$21,363	\$600,932
	Vernon	\$2,846	\$4	\$230	\$3,080	\$0	\$28	\$35,515	\$35,543	\$1,351,892	\$2,192,512	\$51,268	\$3,595,672
	Circuit Total	\$10,942	\$2,570	\$230	\$13,742	\$46	\$113	\$76,989	\$77,148	\$2,042,007	\$2,890,258	\$142,477	\$5,074,742
29	Jasper	\$90,175	\$20,754	\$52,872	\$163,802	\$0	\$0	\$120,914	\$120,914	\$3,388,205	\$16,787,162	\$186,702	\$20,362,069
	Circuit Total	\$90,175	\$20,754	\$52,872	\$163,802	\$0	\$0	\$120,914	\$120,914	\$3,388,205	\$16,787,162	\$186,702	\$20,362,069
30	Benton	\$4,835	\$6,391	\$220	\$11,446	\$0	\$0	\$3,910	\$3,910	\$558,453	\$2,132,974	\$14,756	\$2,706,184
	Dallas	\$17,122	\$28,289	\$1,000	\$46,411	\$0	\$0	\$0	\$0	\$355,755	\$2,986,198	\$6,311	\$3,258,264
	Hickory	\$2,794	\$13,454	\$0	\$16,248	\$0	\$0	\$0	\$0	\$150,784	\$1,056,689	\$0	\$1,207,473
	Polk	\$2,988	\$26,777	\$0	\$29,765	\$6	\$1,620	\$0	\$1,626	\$1,147,222	\$5,156,104	\$4,609	\$6,307,934
	Webster	\$8,321	\$1,236	\$11,035	\$20,592	\$0	\$10,348	\$16,654	\$27,002	\$1,000,468	\$2,534,426	\$36,658	\$3,571,553
	Circuit Total	\$36,060	\$76,146	\$12,255	\$124,461	\$6	\$11,968	\$20,564	\$32,537	\$3,212,682	\$13,776,392	\$62,333	\$17,051,408
31	Greene	\$149,820	\$45,996	\$56,009	\$251,824	\$200	\$720	\$3,196,980	\$3,197,900	\$5,080,942	\$2,266,919	\$3,258,793	\$10,606,654
	Circuit Total	\$149,820	\$45,996	\$56,009	\$251,824	\$200	\$720	\$3,196,980	\$3,197,900	\$5,080,942	\$2,266,919	\$3,258,793	\$10,606,654
32	Bollinger	\$36,482	\$1,531	\$156	\$38,169	\$0	\$0	\$0	\$0	\$288,621	\$77,074	\$1,249	\$366,944
	Cape Girardeau	\$60,927	\$17,625	\$6,835	\$85,388	\$10	\$0	\$39,256	\$39,266	\$1,326,213	\$1,302,732	\$58,182	\$2,687,126
	Perry	\$26,109	\$958	\$78	\$27,145	\$0	\$0	\$0	\$0	\$854,754	\$1,665,016	\$1,510	\$2,521,280
	Circuit Total	\$123,518	\$20,115	\$7,069	\$150,702	\$10	\$0	\$39,256	\$39,266	\$2,469,588	\$3,044,822	\$60,940	\$5,575,350
33	Mississippi	\$57,413	\$9,784	\$180	\$67,377	\$0	\$0	\$25,908	\$25,908	\$787,048	\$1,839,622	\$29,986	\$2,656,657
	Scott	\$152,917	\$42,931	\$1,650	\$197,498	\$0	\$0	\$0	\$0	\$2,063,766	\$6,152,433	\$4,378	\$8,220,576
	Circuit Total	\$210,330	\$52,714	\$1,830	\$264,874	\$0	\$0	\$25,908	\$25,908	\$2,850,814	\$7,992,055	\$34,364	\$10,877,233
34	New Madrid	\$0	\$0	\$0	\$0	\$0	\$0	\$12,370	\$12,370	\$501,058	\$401,447	\$13,612	\$916,116
	Pemiscot	\$811	\$600	\$28,883	\$30,294	\$0	\$0	\$0	\$0	\$424,621	\$320,911	\$33,117	\$778,649
	Circuit Total	\$811	\$600	\$28,883	\$30,294	\$0	\$0	\$12,370	\$12,370	\$925,678	\$722,358	\$46,729	\$1,694,765
35	Dunklin	\$1,749	\$1,615	\$0	\$3,364	\$0	\$0	\$30,905	\$30,905	\$1,030,178	\$161,818	\$32,415	\$1,224,410
	Stoddard	\$0	\$254	\$2	\$256	\$0	\$0	\$2,435	\$2,435	\$585,593	\$331,617	\$2,737	\$919,947
	Circuit Total	\$1,749	\$1,869	\$2	\$3,621	\$0	\$0	\$33,340	\$33,340	\$1,615,771	\$493,435	\$35,152	\$2,144,357
36	Butler	\$819	\$150	\$0	\$969	\$0	\$0	\$59,245	\$59,245	\$428,842	\$171,376	\$59,246	\$669,464
	Ripley	\$105	\$25	\$28	\$158	\$0	\$327	\$3,400	\$3,727	\$160,664	\$168,399	\$3,440	\$332,503
	Circuit Total	\$924	\$175	\$28	\$1,127	\$0	\$327	\$62,645	\$62,972	\$589,506	\$339,775	\$62,686	\$991,967
37	Carter	\$252	\$0	\$0	\$252	\$0	\$0	\$0	\$0	\$373,750	\$68,012	\$5,276	\$447,038
	Howell	\$410	\$1,175	\$0	\$1,585	\$0	\$180	\$875	\$1,055	\$1,087,197	\$1,259,779	\$1,252	\$2,348,228
	Oregon	\$2,162	\$0	\$0	\$2,162	\$0	\$0	\$0	\$0	\$248,997	\$508,893	\$282	\$758,172
	Shannon	\$643	\$0	\$0	\$643	\$0	\$0	\$0	\$0	\$685,323	\$382,041	\$4,078	\$1,071,442
	Circuit Total	\$3,467	\$1,175	\$0	\$4,642	\$0	\$180	\$875	\$1,055	\$2,395,268	\$2,218,724	\$10,888	\$4,624,879
38	Christian	\$1,358	\$537	\$0	\$1,895	\$0	\$75	\$43,866	\$43,941	\$1,912,487	\$2,722,528	\$64,877	\$4,699,892
	Circuit Total	\$1,358	\$537	\$0	\$1,895	\$0	\$75	\$43,866	\$43,941	\$1,912,487	\$2,722,528	\$64,877	\$4,699,892
39	Barry	\$2,399	\$1,763	\$0	\$4,161	\$0	\$0	\$0	\$0	\$1,607,970	\$8,229,567	\$16,642	\$9,854,178
	Lawrence	\$5,778	\$0	\$3	\$5,781	\$0	\$0	\$82,255	\$82,255	\$1,383,072	\$6,007,025	\$95,916	\$7,486,013
	Stone	\$1,298	\$313	\$0	\$1,611	\$0	\$5,225	\$340,794	\$346,019	\$986,262	\$5,455,356	\$358,687	\$6,800,305
	Circuit Total	\$9,474	\$2,076	\$3	\$11,553	\$0	\$5,225	\$423,049	\$428,274	\$3,977,305	\$19,691,947	\$471,245	\$24,140,496
40	McDonald	\$3,042	\$0	\$110	\$3,152	\$0	\$0	\$4,926	\$4,926	\$726,521	\$53,651	\$13,014	\$793,186
	Newton	\$980	\$0	\$50	\$1,030	\$0	\$0	\$17,275	\$17,275	\$1,762,331	\$3,618,716	\$37,764	\$5,418,810
	Circuit Total	\$4,022	\$0	\$160	\$4,182	\$0	\$0	\$22,200	\$22,200	\$2,488,851	\$3,672,367	\$50,778	\$6,211,996
41	Macon	\$738	\$1,384	\$3,133	\$5,255	\$0	\$0	\$0	\$0	\$485,180	\$1,807,579	\$11,289	\$2,304,048
	Shelby	\$0	\$15	\$0	\$15	\$0	\$0	\$0	\$0	\$126,842	\$697,299	\$16,293	\$840,433
	Circuit Total	\$738	\$1,399	\$3,133	\$5,270	\$0	\$0	\$0	\$0	\$612,021	\$2,504,878	\$27,582	\$3,144,481
42	Crawford	\$2	\$475	\$0	\$476	\$0	\$734	\$24,104	\$24,838	\$948,083	\$6,651,838	\$33,754	\$7,633,675
	Dent	\$6,873	\$0	\$0	\$6,873	\$0	\$7,475	\$21,657	\$29,132	\$437,619	\$1,547,858	\$26,754	\$2,012,231
	Iron	\$187	\$3,181	\$0	\$3,368	\$0	\$4,538	\$11,934	\$16,472	\$324,716	\$393,824	\$45,721	\$764,262
	Reynolds	\$1,647	\$1,000	\$1,099	\$3,745	\$0	\$5,360	\$20,057	\$25,417	\$99,704	\$566,223	\$29,840	\$695,768
	Wayne	\$2,528	\$940	\$3	\$3,471	\$0	\$0	\$27,522	\$27,522	\$240,872	\$800,301	\$38,793	\$1,079,967
	Circuit Total	\$11,236	\$5,595	\$1,102	\$17,457	\$0	\$18,106	\$105,274	\$123,380	\$2,050,995	\$9,960,045	\$174,862	\$12,185,902
43	Caldwell	\$14,376	\$307	\$0	\$14,683	\$0	\$0	\$0	\$0	\$185,943	\$2,962,672	\$3,195	\$3,151,809
	Clinton	\$36,847	\$1,600	\$0	\$38,447	\$0	\$0	\$0	\$0	\$305,559	\$3,347,309	\$1,434	\$3,654,302
	DeVliss	\$7,567	\$894	\$0	\$8,461	\$0	\$0	\$0	\$0	\$252,988	\$2,832,829	\$2,705	\$3,088,522
	DeKalb	\$13,158	\$2,798	\$12	\$15,968	\$0	\$0	\$0	\$0	\$536,538	\$4,650,007	\$4,270	\$5,190,816

Table 84

Circuit Court - July 1, 2005 - June 30, 2020

Accounts Receivable - Amount and Balance by Case Category

Cir. No.	County	Felony		Misdemeanor		Cons/Watercraft		Traffic		Municipal Certification/ Trial De Novo		Ordinance	
		Amount Assessed	Balance Due	Amount Assessed	Balance Due	Amount Assessed	Balance Due	Amount Assessed	Balance Due	Amount Assessed	Balance Due	Amount Assessed	Balance Due
1	Clark	\$2,698,292	\$173,926	\$1,452,777	\$122,035	\$21,235	\$737	\$1,388,649	\$18,719	\$91,021	\$11,244	\$0	\$0
	Schulyer	\$953,083	\$24,857	\$417,199	\$12,593	\$60,648	\$1,670	\$468,804	\$3,788	\$348,166	\$5,131	\$0	\$0
	Scotland	\$1,129,094	\$151,421	\$484,185	\$19,441	\$62,664	\$673	\$279,919	\$1,626	\$66,863	\$1,623	\$88	\$0
	Circuit Total	\$4,780,469	\$350,204	\$2,354,160	\$154,069	\$144,547	\$3,080	\$2,137,372	\$24,132	\$506,050	\$17,998	\$88	\$0
2	Adair	\$4,321,202	\$1,767,192	\$1,529,946	\$77,812	\$2,811	\$0	\$581,243	\$1,496	\$682,144	\$2,392	\$0	\$0
	Knox	\$378,948	\$13,686	\$224,148	\$8,444	\$14,921	\$0	\$223,464	\$499	\$14,641	\$0	\$0	\$0
	Lewis	\$1,213,053	\$89,714	\$1,182,440	\$44,366	\$32,648	\$531	\$1,208,348	\$7,557	\$43,886	\$5,515	\$285	\$0
	Circuit Total	\$5,913,204	\$1,870,592	\$2,936,535	\$130,622	\$41,380	\$531	\$2,013,056	\$9,551	\$740,670	\$7,907	\$285	\$0
3	Grundy	\$2,990,064	\$205,317	\$558,833	\$37,632	\$20,650	\$155	\$750,486	\$9,727	\$118,248	\$8,778	\$0	\$0
	Harrison	\$1,035,223	\$79,770	\$826,816	\$20,689	\$50,304	\$701	\$3,982,673	\$7,161	\$92,379	\$12,325	\$140	\$0
	Mercer	\$773,165	\$417,727	\$326,018	\$53,909	\$39,218	\$0	\$353,387	\$3,853	\$2,670	\$0	\$59	\$0
	Putnam	\$988,039	\$503,683	\$347,305	\$51,480	\$39,040	\$518	\$515,373	\$8,709	\$78,739	\$7,981	\$0	\$0
	Circuit Total	\$5,786,491	\$1,206,497	\$2,058,972	\$163,709	\$149,212	\$1,374	\$5,601,918	\$29,448	\$292,036	\$29,084	\$199	\$0
4	Atchison	\$722,236	\$70,044	\$948,250	\$50,597	\$91,730	\$0	\$1,189,235	\$14,964	\$599,872	\$38,421	\$0	\$0
	Gentry	\$625,750	\$78,689	\$679,167	\$19,334	\$18,545	\$279	\$415,076	\$3,413	\$9,661	\$781	\$0	\$0
	Holt	\$768,087	\$43,771	\$768,256	\$61,079	\$49,462	\$1,724	\$1,327,545	\$16,397	\$82,531	\$3,909	\$0	\$0
	Nodaway	\$3,134,914	\$1,170,581	\$1,449,779	\$191,020	\$32,536	\$421	\$1,534,332	\$8,116	\$2,319,345	\$61,113	\$960	\$0
	Worth	\$260,118	\$23,459	\$126,817	\$9,631	\$9,467	\$0	\$174,111	\$3,135	\$0	\$0	\$0	\$0
	Circuit Total	\$5,511,104	\$1,386,545	\$3,972,270	\$331,660	\$201,739	\$2,424	\$4,640,299	\$46,025	\$3,011,408	\$104,223	\$960	\$0
5	Andrew	\$4,711,253	\$693,801	\$2,129,120	\$192,185	\$78,486	\$11,287	\$1,740,463	\$65,993	\$1,042,325	\$60,942	\$133	\$0
	Buchanan	\$17,176,551	\$1,947,218	\$7,898,278	\$1,301,613	\$23,818	\$365	\$2,432,588	\$51,265	\$0	\$0	\$0	\$0
	Circuit Total	\$21,887,804	\$2,641,019	\$10,027,398	\$1,493,799	\$102,304	\$11,651	\$4,173,051	\$117,258	\$1,042,325	\$60,942	\$133	\$0
6	Platte	\$2,468,402	\$532,570	\$5,138,107	\$91,692	\$71,200	\$94	\$11,222,777	\$46,905	\$1,104,656	\$8,170	\$3,660	\$359
	Circuit Total	\$2,468,402	\$532,570	\$5,138,107	\$91,692	\$71,200	\$94	\$11,222,777	\$46,905	\$1,104,656	\$8,170	\$3,660	\$359
7	Clay	\$4,683,396	\$1,991,273	\$6,141,434	\$382,636	\$176,898	\$995	\$6,389,014	\$99,011	\$476,328	\$7,863	\$191,247	\$1,833
	Circuit Total	\$4,683,396	\$1,991,273	\$6,141,434	\$382,636	\$176,898	\$995	\$6,389,014	\$99,011	\$476,328	\$7,863	\$191,247	\$1,833
8	Carroll	\$2,959,521	\$1,261,039	\$913,567	\$145,226	\$59,378	\$1,424	\$940,835	\$17,542	\$249,498	\$21,571	\$0	\$0
	Ray	\$4,571,881	\$1,914,063	\$1,705,301	\$290,505	\$7,858	\$100	\$1,402,187	\$22,265	\$331,048	\$2,264	\$2,050	\$0
	Circuit Total	\$7,531,402	\$3,175,102	\$2,618,868	\$435,731	\$67,236	\$1,524	\$2,343,022	\$39,807	\$580,546	\$23,835	\$2,050	\$0
9	Chariton	\$1,136,574	\$406,702	\$410,542	\$12,428	\$123,590	\$393	\$669,599	\$4,365	\$47,351	\$2,455	\$1,173	\$0
	Linn	\$2,057,177	\$209,258	\$789,913	\$101,498	\$40,293	\$603	\$1,457,508	\$31,771	\$147,905	\$21,901	\$0	\$0
	Sullivan	\$1,172,340	\$173,027	\$537,226	\$39,360	\$17,644	\$819	\$691,419	\$6,602	\$145,127	\$3,721	\$0	\$0
Circuit Total	\$4,366,091	\$788,987	\$1,737,682	\$153,286	\$181,527	\$1,815	\$2,818,526	\$42,737	\$340,384	\$28,076	\$1,173	\$0	
10	Marion	\$3,986,717	\$2,251,047	\$2,811,820	\$431,735	\$78,746	\$4,102	\$2,349,440	\$74,463	\$138,608	\$0	\$0	\$0
	Monroe	\$636,303	\$321,110	\$1,171,729	\$64,005	\$28,795	\$490	\$823,431	\$4,389	\$9,105	\$0	\$0	\$0
	Ralls	\$2,430,408	\$1,534,472	\$1,939,361	\$931,515	\$111,719	\$1,204	\$1,552,658	\$54,563	\$259,305	\$32,827	\$0	\$0
	Circuit Total	\$7,253,428	\$4,106,630	\$5,922,911	\$1,427,255	\$219,260	\$5,796	\$4,725,529	\$133,415	\$407,017	\$32,827	\$0	\$0
11	St. Charles	\$17,013,248	\$2,080,778	\$8,570,217	\$1,300,851	\$211,429	\$8,385	\$14,519,207	\$729,058	\$1,898	\$100	\$16,878,759	\$201,288
	Circuit Total	\$17,013,248	\$2,080,778	\$8,570,217	\$1,300,851	\$211,429	\$8,385	\$14,519,207	\$729,058	\$1,898	\$100	\$16,878,759	\$201,288
12	Audrain	\$11,421,402	\$8,374,247	\$4,211,265	\$2,061,698	\$22,890	\$931	\$1,102,935	\$70,311	\$909,622	\$13,658	\$75	\$0
	Montgomery	\$5,098,072	\$3,620,226	\$1,858,534	\$363,556	\$16,806	\$581	\$2,077,433	\$45,639	\$1,378,525	\$67,310	\$0	\$0
	Warren	\$15,851,319	\$10,079,831	\$2,890,867	\$751,448	\$86,407	\$4,220	\$4,449,028	\$235,873	\$2,698,496	\$232,491	\$500	\$0
	Circuit Total	\$32,370,793	\$22,074,303	\$8,960,666	\$3,176,703	\$126,102	\$5,732	\$7,629,396	\$351,823	\$4,986,642	\$313,459	\$575	\$0
13	Boone	\$7,907,938	\$1,477,733	\$11,030,700	\$1,093,263	\$20,626	\$701	\$7,337,972	\$248,212	\$1,268,242	\$36,664	\$344	\$0
	Callaway	\$1,815,835	\$816,866	\$4,355,398	\$1,126,609	\$32,609	\$6,485	\$3,247,224	\$200,271	\$2,096,936	\$81,346	\$327	\$0
	Circuit Total	\$9,723,773	\$2,294,599	\$15,386,098	\$2,219,872	\$53,235	\$7,185	\$10,585,196	\$448,482	\$3,365,178	\$118,010	\$671	\$0
14	Howard	\$670,389	\$442,004	\$653,217	\$17,142	\$16,422	\$440	\$375,316	\$4,428	\$399,077	\$3,219	\$0	\$0
	Circuit Total	\$2,016,928	\$543,598	\$1,483,979	\$54,936	\$30,532	\$187	\$1,162,802	\$13,039	\$1,341,687	\$13,240	\$247	\$67
15	Lafayette	\$10,512,977	\$4,812,251	\$3,004,607	\$589,206	\$49,957	\$1,779	\$7,451,564	\$144,292	\$1,786,035	\$24,618	\$454	\$0
	Saline	\$6,538,474	\$3,409,743	\$2,452,730	\$134,891	\$104,243	\$885	\$2,567,133	\$25,285	\$65,125	\$3,175	\$0	\$0
	Circuit Total	\$17,051,450	\$8,221,995	\$5,457,337	\$724,097	\$153,200	\$2,664	\$10,018,697	\$169,577	\$1,851,160	\$27,793	\$454	\$0
16	Jackson	\$75,864,019	\$2,382,100	\$8,239,241	\$515,649	\$18,473	\$1,733	\$6,881,777	\$143,730	\$10,356,430	\$270,021	\$310,192	\$0
	Circuit Total	\$75,864,019	\$2,382,100	\$8,239,241	\$515,649	\$18,473	\$1,733	\$6,881,777	\$143,730	\$10,356,430	\$270,021	\$310,192	\$0
17	Cass	\$18,142,407	\$567,705	\$2,383,411	\$48,869	\$6,993	\$135	\$3,925,263	\$79,901	\$1,708,681	\$17,960	\$3,785,109	\$78,724
	Johnson	\$8,603,602	\$1,415,344	\$1,707,125	\$20,689	\$25,440	\$30	\$3,879,216	\$7,122	\$922,692	\$7,322	\$0	\$0
	Circuit Total	\$26,746,009	\$1,983,049	\$4,090,536	\$69,558	\$32,433	\$135	\$7,804,479	\$87,023	\$2,631,373	\$25,282	\$3,785,109	\$78,724
18	Cooper	\$2,923,582	\$647,339	\$1,941,198	\$145,894	\$98,475	\$2,638	\$2,420,572	\$35,626	\$1,681,537	\$24,601	\$0	\$0
	Pettis	\$8,730,166	\$2,307,357	\$2,652,628	\$321,339	\$22,080	\$954	\$2,177,208	\$13,940	\$2,526,701	\$73,261	\$1,128	\$0
	Circuit Total	\$11,653,748	\$2,954,696	\$4,593,825	\$467,233	\$120,554	\$3,592	\$4,597,781	\$49,566	\$4,208,238	\$97,861	\$1,128	\$0
19	Cole	\$19,921,419	\$12,348,062	\$7,766,341	\$3,630,375	\$33,666	\$12,520	\$2,806,133	\$327,268	\$3,606,323	\$3,671	\$10,244	\$1,583
	Circuit Total	\$19,921,419	\$12,348,062	\$7,766,341	\$3,630,375	\$33,666	\$12,520	\$2,806,133	\$327,268	\$3,606,323	\$3,671	\$10,244	\$1,583
20	Franklin	\$22,991,794	\$11,526,989	\$7,073,227	\$373,042	\$13,760	\$25	\$11,298,888	\$92,762	\$4,475,929	\$223,083	\$0	\$0
	Gasconade	\$2,718,313	\$1,128,922	\$1,157,324	\$117,436	\$52,920	\$0	\$759,780	\$4,207	\$52,283	\$8,037	\$0	\$0
	Osage	\$1,122,454	\$300,491	\$802,865	\$45,047	\$114,317	\$948	\$655,641	\$11,866	\$305,092	\$21,068	\$0	\$0
	Circuit Total	\$26,832,561	\$12,956,402	\$9,033,416	\$535,526	\$180,996	\$973	\$12,714,309	\$108,835	\$4,833,304	\$252,187	\$0	\$0
21	St. Louis County	\$16,860,469	\$4,000,351	\$10,242,951	\$1,647,738	\$8,365	\$959	\$21,647,836	\$1,547,966	\$28,900,484	\$3,046,061	\$4,238	\$647
	Circuit Total	\$16,860,469	\$4,000,351	\$10,242,951									

Table 84
Circuit Court - July 1, 2005 - June 30, 2020
Accounts Receivable - Amount and Balance by Case Category

Cir. No.	County	Civil		Domestic Relations		Probate		Juvenile		Treatment Court		Total	
		Amount Assessed	Balance Due	Amount Assessed	Balance Due	Amount Assessed	Balance Due	Amount Assessed	Balance Due	Amount Assessed	Balance Due	Amount Assessed	Balance Due
1	Clark	\$2,779,233	\$7,558	\$228,811	\$23,911	\$115,877	\$3,728	\$20,125	\$4,631	\$167,611	\$11,127	\$8,963,631	\$377,614
	Schulyer	\$315,940	\$1,070	\$168,467	\$9,214	\$82,528	\$1,469	\$11,809	\$521	\$0	\$0	\$2,826,644	\$60,313
	Scotland	\$188,564	\$258	\$140,400	\$13,939	\$81,819	\$488	\$20,093	\$399	\$0	\$0	\$2,453,688	\$189,868
	Circuit Total	\$3,283,737	\$8,887	\$537,678	\$47,064	\$280,224	\$5,685	\$52,028	\$5,550	\$167,611	\$11,127	\$14,243,963	\$627,795
2	Adair	\$715,924	\$5,730	\$429,254	\$32,730	\$236,804	\$2,449	\$62,969	\$2,272	\$0	\$0	\$8,562,297	\$1,892,073
	Knox	\$94,259	\$139	\$159,259	\$9,583	\$61,922	\$558	\$4,886	\$0	\$0	\$0	\$1,176,448	\$32,908
	Lewis	\$178,669	\$1,364	\$264,840	\$34,978	\$134,469	\$1,689	\$17,257	\$195	\$16,476	\$2,681	\$4,283,371	\$188,588
	Circuit Total	\$988,853	\$7,233	\$853,352	\$77,291	\$433,195	\$4,696	\$85,111	\$2,467	\$16,476	\$2,681	\$14,022,116	\$2,113,569
3	Grundy	\$489,558	\$6,373	\$274,137	\$11,026	\$169,876	\$7,697	\$59,593	\$13,328	\$44,737	\$12,195	\$5,476,181	\$312,227
	Harrison	\$470,434	\$1,677	\$325,439	\$3,189	\$154,303	\$11,694	\$44,020	\$5,828	\$27,060	\$1,130	\$7,008,791	\$144,163
	Mercer	\$264,305	\$3,490	\$124,211	\$1,438	\$92,332	\$707	\$19,758	\$3,531	\$10,060	\$1,240	\$2,005,183	\$485,895
	Putnam	\$213,100	\$5,793	\$243,153	\$27,189	\$110,041	\$2,340	\$35,782	\$9,317	\$17,020	\$1,620	\$2,587,591	\$618,629
Circuit Total	\$1,437,397	\$17,333	\$966,940	\$42,841	\$526,552	\$22,438	\$159,154	\$32,003	\$98,877	\$16,185	\$17,077,747	\$1,560,914	
4	Atchison	\$453,631	\$1,662	\$216,978	\$56,341	\$84,719	\$1,044	\$42,808	\$8,080	\$1,485	\$0	\$4,350,943	\$241,154
	Gentry	\$288,808	\$934	\$185,387	\$5,391	\$74,553	\$1,520	\$39,067	\$2,146	\$540	\$180	\$2,336,553	\$112,665
	Holt	\$246,440	\$4,307	\$183,736	\$6,974	\$77,994	\$842	\$48,275	\$20,449	\$0	\$0	\$3,552,325	\$159,453
	Nodaway	\$3,244,572	\$7,359	\$766,358	\$65,989	\$177,084	\$3,496	\$140,208	\$39,598	\$16,180	\$12,527	\$12,816,268	\$1,560,220
Worth	\$47,951	\$52	\$240,848	\$10,846	\$25,040	\$0	\$13,013	\$102	\$2,770	\$0	\$900,135	\$47,224	
Circuit Total	\$4,281,402	\$14,313	\$1,593,307	\$145,542	\$439,390	\$6,902	\$283,370	\$70,374	\$20,975	\$12,707	\$23,956,224	\$2,120,716	
5	Andrew	\$780,289	\$20,225	\$1,428,854	\$90,028	\$114,153	\$4,548	\$44,392	\$3,909	\$0	\$0	\$12,069,469	\$1,142,917
	Buchanan	\$10,858,182	\$149,561	\$2,860,765	\$129,318	\$1,157,138	\$10,716	\$183,153	\$3,292	\$983,493	\$13,443	\$43,573,965	\$3,606,790
	Circuit Total	\$11,638,471	\$169,786	\$4,289,619	\$219,346	\$1,271,291	\$15,264	\$227,546	\$7,201	\$983,493	\$13,443	\$55,643,434	\$4,749,707
	Platte	\$20,755,443	\$259	\$5,716,361	\$415	\$685,714	\$0	\$307,194	\$55	\$119,831	\$8,176	\$47,593,344	\$688,695
Circuit Total	\$20,755,443	\$259	\$5,716,361	\$415	\$685,714	\$0	\$307,194	\$55	\$119,831	\$8,176	\$47,593,344	\$688,695	
7	Clay	\$28,435,616	\$283,596	\$5,444,072	\$408,132	\$1,824,959	\$284,294	\$481,765	\$22,555	\$123,081	\$23,579	\$54,367,811	\$3,505,766
	Circuit Total	\$28,435,616	\$283,596	\$5,444,072	\$408,132	\$1,824,959	\$284,294	\$481,765	\$22,555	\$123,081	\$23,579	\$54,367,811	\$3,505,766
8	Carroll	\$2,878,818	\$4,768	\$223,671	\$3,604	\$191,954	\$6,473	\$28,218	\$5,462	\$0	\$0	\$8,445,460	\$1,467,109
	Ray	\$3,210,001	\$23,009	\$745,352	\$93,295	\$373,499	\$17,270	\$131,387	\$24,334	\$111,211	\$30,245	\$12,591,774	\$2,417,350
	Circuit Total	\$6,088,819	\$27,778	\$969,023	\$96,899	\$565,453	\$23,743	\$159,604	\$29,796	\$111,211	\$30,245	\$21,037,235	\$3,884,459
9	Chariton	\$595,924	\$3,926	\$154,118	\$16,494	\$146,692	\$275	\$223,910	\$803	\$24,265	\$2,175	\$3,533,738	\$450,013
	Linn	\$647,678	\$2,788	\$334,948	\$9,260	\$99,349	\$1,894	\$460,697	\$99	\$63,695	\$6,350	\$6,099,164	\$385,423
	Sullivan	\$271,628	\$2,347	\$240,600	\$17,415	\$79,646	\$313	\$281,054	\$775	\$38,700	\$360	\$3,475,284	\$244,737
	Circuit Total	\$1,515,129	\$9,060	\$729,666	\$43,169	\$325,687	\$2,482	\$965,662	\$1,677	\$126,660	\$8,885	\$13,108,186	\$1,080,173
10	Marion	\$1,515,467	\$9,338	\$590,175	\$33,407	\$212,539	\$6,849	\$131,315	\$22,715	\$72,632	\$2,174	\$11,887,459	\$2,835,832
	Monroe	\$310,368	\$5,947	\$163,203	\$13,230	\$63,870	\$2,590	\$44,304	\$6,996	\$0	\$0	\$3,471,108	\$418,757
	Ralls	\$449,872	\$10,805	\$303,627	\$31,402	\$98,741	\$4,016	\$47,612	\$4,139	\$0	\$0	\$7,193,303	\$2,604,942
	Circuit Total	\$2,275,707	\$26,091	\$1,057,005	\$78,040	\$395,150	\$13,456	\$223,231	\$33,850	\$72,632	\$2,174	\$22,551,871	\$5,859,531
11	St. Charles	\$62,300,384	\$23,277	\$5,013,522	\$79,403	\$2,146,801	\$57	\$986,100	\$50,441	\$0	\$0	\$127,641,565	\$4,473,638
	Circuit Total	\$62,300,384	\$23,277	\$5,013,522	\$79,403	\$2,146,801	\$57	\$986,100	\$50,441	\$0	\$0	\$127,641,565	\$4,473,638
12	Audrain	\$2,095,744	\$193,662	\$537,654	\$81,028	\$204,521	\$1,935	\$306,308	\$30,019	\$119,971	\$42,355	\$20,932,387	\$10,869,843
	Montgomery	\$636,585	\$16,460	\$271,317	\$14,008	\$157,088	\$643	\$88,799	\$31,426	\$63,510	\$13,753	\$11,646,668	\$4,173,601
	Warren	\$3,100,971	\$34,760	\$609,860	\$62,198	\$234,501	\$727	\$236,218	\$43,801	\$255,399	\$39,487	\$30,413,565	\$11,484,835
	Circuit Total	\$5,833,299	\$244,882	\$1,418,831	\$157,234	\$596,111	\$3,305	\$631,325	\$105,246	\$438,879	\$95,594	\$62,992,620	\$26,528,279
13	Boone	\$16,750,577	\$147,217	\$3,672,539	\$292,870	\$2,151,903	\$28,410	\$1,397,044	\$325,050	\$666,215	\$123,607	\$52,204,099	\$3,773,726
	Callaway	\$3,824,262	\$50,539	\$1,278,429	\$180,802	\$757,026	\$8,133	\$517,470	\$95,031	\$98,429	\$36,619	\$18,024,945	\$2,602,699
	Circuit Total	\$20,574,839	\$197,756	\$4,950,967	\$473,672	\$2,908,929	\$36,543	\$1,914,513	\$420,080	\$764,644	\$160,226	\$70,228,044	\$6,376,425
14	Howard	\$1,514,169	\$463	\$221,369	\$2,751	\$92,196	\$220	\$18,414	\$0	\$0	\$0	\$4,160,567	\$470,665
	Randolph	\$1,850,172	\$7,053	\$571,836	\$37,508	\$246,660	\$22,389	\$79,689	\$1,362	\$51,628	\$4,624	\$8,836,158	\$698,002
	Circuit Total	\$3,364,341	\$7,516	\$793,205	\$40,259	\$338,856	\$22,609	\$98,103	\$1,362	\$51,628	\$4,624	\$12,996,726	\$1,168,668
15	Lafayette	\$1,497,232	\$13,622	\$1,138,464	\$11,413	\$392,152	\$0	\$97,489	\$5,536	\$82,714	\$21,050	\$26,013,644	\$5,623,765
	Saline	\$2,605,148	\$7,290	\$603,586	\$43,807	\$258,521	\$8,020	\$69,547	\$2,584	\$122,406	\$6,215	\$15,375,823	\$3,641,896
	Circuit Total	\$4,102,380	\$20,912	\$1,742,051	\$55,220	\$650,673	\$8,020	\$156,946	\$8,120	\$205,120	\$27,265	\$41,389,467	\$9,265,661
16	Jackson	\$143,387,700	\$41,402	\$13,369,227	\$66,016	\$6,494,080	\$1,181	\$1,989,765	\$35,880	\$620,952	\$0	\$267,631,856	\$3,457,712
	Circuit Total	\$143,387,700	\$41,402	\$13,369,227	\$66,016	\$6,494,080	\$1,181	\$1,989,765	\$35,880	\$620,952	\$0	\$267,631,856	\$3,457,712
17	Cass	\$8,534,901	\$12,856	\$1,848,742	\$5,229	\$1,675,631	\$16,075	\$219,976	\$2,848	\$485,544	\$25,722	\$42,716,656	\$856,024
	Johnson	\$1,416,357	\$2,516	\$591,421	\$240	\$484,535	\$598	\$58,748	\$0	\$9,800	\$3,405	\$17,698,935	\$1,457,214
	Circuit Total	\$9,951,258	\$15,372	\$2,440,162	\$5,469	\$2,160,166	\$16,673	\$278,724	\$2,848	\$495,344	\$29,127	\$60,415,592	\$2,313,238
18	Cooper	\$1,259,512	\$3,670	\$454,719	\$19,883	\$311,815	\$5,440	\$208,473	\$37,236	\$0	\$0	\$11,299,882	\$922,326
	Pettis	\$4,963,645	\$663	\$1,118,810	\$2,798	\$560,073	\$1,071	\$323,465	\$18,520	\$0	\$0	\$23,075,905	\$2,739,902
Circuit Total	\$6,223,157	\$4,333	\$1,573,529	\$22,681	\$871,888	\$6,511	\$531,938	\$55,755	\$0	\$0	\$34,375,787	\$3,662,228	
19	Cole	\$5,525,104	\$33,965	\$1,229,332	\$42,593	\$547,607	\$7,168	\$249,960	\$2,779	\$282,633	\$12,014	\$41,978,760	\$16,421,998
	Circuit Total	\$5,525,104	\$33,965	\$1,229,332	\$42,593	\$547,607	\$7,168	\$249,960	\$2,779	\$282,633	\$12,014	\$41,978,760	\$16,421,998
20	Franklin	\$18,283,752	\$64,557	\$2,230,762	\$85,610	\$847,214	\$8,429	\$983,906	\$213,219	\$1,520,015	\$61,641	\$69,719,247	\$12,649,356
	Gasconade	\$2,005,746	\$2,462	\$808,419	\$8,855	\$177,629	\$1,107	\$170,129	\$39,249	\$19,856	\$458	\$7,922,399	\$1,310,732
	Osage	\$438,352	\$7,706	\$169,965	\$4,287	\$111,079	\$5,539	\$77,807	\$13,438	\$190,728	\$10,626	\$3,988,299	\$421,015
	Circuit Total	\$20,727,849	\$74,725	\$3,209,146	\$98,751	\$1,135,922	\$15,074	\$1,231					

Table 84

Circuit Court - July 1, 2005 - June 30, 2020
Accounts Receivable - Amount and Balance by Case Category

Cir. No.	County	Felony		Misdemeanor		Cons/Watercraft		Traffic		Municipal Certification/ Trial De Novo		Ordinance	
		Amount Assessed	Balance Due	Amount Assessed	Balance Due	Amount Assessed	Balance Due	Amount Assessed	Balance Due	Amount Assessed	Balance Due	Amount Assessed	Balance Due
25	Maries	\$704,574	\$133,655	\$354,459	\$19,081	\$7,658	\$134	\$578,475	\$1,648	\$769,337	\$808	\$161	\$0
	Phelps	\$27,189,904	\$3,676,665	\$4,434,977	\$1,617,599	\$24,898	\$2,046	\$4,660,212	\$180,569	\$3,650,062	\$198,675	\$2,325	\$839
	Pulaski	\$15,808,384	\$7,409,725	\$2,783,642	\$703,009	\$52,511	\$2,890	\$4,249,597	\$115,993	\$317,109	\$2,830	\$0	\$0
	Texas	\$6,494,484	\$4,087,654	\$3,479,870	\$1,588,844	\$43,819	\$4,765	\$2,316,846	\$105,196	\$0	\$0	\$0	\$0
	Circuit Total	\$50,197,347	\$15,307,698	\$11,052,947	\$3,928,533	\$128,885	\$9,834	\$11,805,129	\$403,406	\$4,736,508	\$202,313	\$2,486	\$839
26	Camden	\$20,934,405	\$10,822,115	\$9,052,818	\$1,565,047	\$222,584	\$4,071	\$264,465	\$11,485	\$1,803,049	\$53,767	\$186	\$171
	Laclede	\$27,338,439	\$16,378,157	\$8,819,698	\$4,597,618	\$60,315	\$4,967	\$3,023,426	\$89,756	\$3,760,372	\$1,202,044	\$475	\$0
	Miller	\$9,486,095	\$5,529,718	\$2,261,926	\$509,511	\$92,471	\$11,822	\$1,894,205	\$138,671	\$443,810	\$20,439	\$0	\$0
	Moniteau	\$2,530,933	\$443,953	\$788,767	\$46,194	\$44,330	\$0	\$1,078,697	\$9,080	\$27,567	\$4,469	\$300	\$0
	Morgan	\$8,799,010	\$3,547,663	\$2,080,586	\$228,414	\$154,129	\$2,500	\$1,329,989	\$15,869	\$100,962	\$7,122	\$0	\$0
	Circuit Total	\$69,088,883	\$36,721,606	\$23,003,796	\$6,946,785	\$573,829	\$23,359	\$7,590,783	\$264,862	\$6,180,758	\$1,287,842	\$961	\$171
27	Bates	\$4,154,271	\$2,695,548	\$1,901,968	\$581,923	\$68,808	\$6,763	\$3,739,392	\$169,573	\$199,946	\$94,600	\$384	\$144
	Henry	\$3,194,718	\$2,021,982	\$1,081,291	\$57,723	\$38,566	\$4,410	\$2,402,526	\$11,750	\$783,574	\$12,437	\$0	\$0
	St. Clair	\$2,986,210	\$2,178,910	\$742,708	\$49,800	\$166,719	\$253	\$2,271,687	\$5,239	\$1,264,577	\$2,474	\$793	\$0
	Circuit Total	\$10,335,200	\$6,896,440	\$3,725,966	\$689,445	\$274,093	\$7,425	\$8,413,604	\$186,562	\$2,248,096	\$109,511	\$1,177	\$144
28	Barton	\$814,748	\$245,946	\$580,545	\$79,278	\$30,321	\$462	\$890,128	\$40,236	\$17,039	\$1,833	\$0	\$0
	Cedar	\$1,967,893	\$329,849	\$1,054,358	\$92,900	\$80,903	\$2,946	\$393,098	\$11,472	\$37,381	\$9,808	\$0	\$0
	Dade	\$1,195,693	\$478,638	\$493,150	\$38,340	\$82,983	\$670	\$283,587	\$4,129	\$55,567	\$814	\$0	\$0
	Vernon	\$4,966,545	\$2,226,943	\$2,754,065	\$1,122,434	\$80,940	\$11,791	\$638,231	\$50,921	\$32,633	\$5,813	\$0	\$0
	Circuit Total	\$8,944,879	\$3,281,376	\$4,882,118	\$1,332,952	\$275,147	\$15,869	\$2,205,043	\$106,758	\$242,619	\$18,268	\$0	\$0
29	Jasper	\$25,344,120	\$18,675,624	\$4,824,967	\$758,202	\$12,615	\$1,156	\$4,293,609	\$271,952	\$2,128,875	\$301,452	\$170	\$0
	Circuit Total	\$25,344,120	\$18,675,624	\$4,824,967	\$758,202	\$12,615	\$1,156	\$4,293,609	\$271,952	\$2,128,875	\$301,452	\$170	\$0
30	Benton	\$3,881,286	\$2,276,244	\$2,118,619	\$329,177	\$119,030	\$3,539	\$1,272,510	\$23,137	\$387,228	\$34,445	\$1,013	\$437
	Dallas	\$4,626,057	\$2,775,524	\$2,108,991	\$314,100	\$153,121	\$5,459	\$1,902,850	\$49,156	\$510,580	\$34,997	\$0	\$0
	Hickory	\$1,570,613	\$1,067,103	\$804,149	\$108,516	\$109,410	\$2,065	\$241,664	\$1,497	\$0	\$0	\$0	\$0
	Polk	\$7,852,492	\$5,183,968	\$2,366,584	\$625,561	\$65,940	\$8,808	\$4,572,394	\$399,313	\$222,558	\$40,019	\$0	\$0
	Webster	\$4,905,463	\$2,773,960	\$1,584,822	\$478,177	\$35,741	\$3,831	\$2,196,308	\$128,873	\$2,134,942	\$94,384	\$0	\$0
	Circuit Total	\$22,835,911	\$14,076,799	\$8,983,165	\$1,855,531	\$483,241	\$23,701	\$10,185,726	\$601,975	\$3,255,308	\$203,845	\$1,013	\$437
31	Greene	\$10,781,730	\$4,073,675	\$14,210,568	\$2,533,330	\$17,944	\$2,320	\$4,866,563	\$278,404	\$1,751,567	\$59,987	\$1,633,264	\$182,440
	Circuit Total	\$10,781,730	\$4,073,675	\$14,210,568	\$2,533,330	\$17,944	\$2,320	\$4,866,563	\$278,404	\$1,751,567	\$59,987	\$1,633,264	\$182,440
32	Bollinger	\$1,316,955	\$238,146	\$1,083,141	\$45,606	\$83,193	\$1,195	\$207,275	\$3,381	\$340,430	\$15,528	\$0	\$0
	Cape Girardeau	\$11,854,205	\$1,243,148	\$10,503,261	\$1,225,692	\$3,508	\$0	\$1,924,737	\$47,807	\$652,583	\$1,729	\$0	\$0
	Perry	\$3,892,101	\$1,987,466	\$2,293,685	\$424,429	\$24,604	\$1,630	\$1,918,808	\$39,012	\$993	\$0	\$0	\$0
	Circuit Total	\$17,063,262	\$3,468,759	\$13,880,086	\$1,695,727	\$111,304	\$2,825	\$4,050,820	\$90,200	\$994,005	\$17,257	\$0	\$0
33	Mississippi	\$5,481,539	\$2,084,110	\$1,531,627	\$410,775	\$21,162	\$1,707	\$1,367,368	\$27,052	\$61,218	\$4,917	\$0	\$0
	Scott	\$17,063,969	\$6,856,243	\$3,408,399	\$910,764	\$16,144	\$1,805	\$1,491,930	\$99,678	\$582,448	\$30,152	\$543	\$0
	Circuit Total	\$22,545,508	\$8,940,353	\$4,940,026	\$1,321,540	\$37,306	\$3,512	\$2,859,298	\$126,730	\$643,666	\$35,069	\$543	\$0
34	New Madrid	\$3,420,742	\$621,572	\$1,956,527	\$95,885	\$44,073	\$523	\$1,398,770	\$19,262	\$1,336,020	\$153,661	\$0	\$0
	Pemiscot	\$3,100,322	\$405,597	\$3,139,528	\$156,008	\$59,568	\$797	\$4,309,366	\$28,702	\$1,405,796	\$128,150	\$449	\$0
	Circuit Total	\$6,521,064	\$1,027,169	\$5,096,054	\$251,894	\$103,640	\$1,320	\$5,708,136	\$47,964	\$2,741,817	\$281,811	\$449	\$0
35	Dunklin	\$2,552,775	\$727,332	\$1,365,593	\$138,969	\$21,267	\$1,036	\$740,210	\$29,170	\$1,971,927	\$248,184	\$0	\$0
	Stoddard	\$1,723,326	\$696,651	\$1,225,445	\$182,143	\$67,827	\$1,398	\$478,563	\$13,160	\$144,612	\$7,406	\$0	\$0
	Circuit Total	\$4,276,101	\$1,423,982	\$2,591,038	\$321,112	\$89,094	\$2,434	\$1,218,773	\$42,331	\$2,116,539	\$255,590	\$0	\$0
36	Butler	\$5,933,830	\$286,893	\$2,088,543	\$250,531	\$22,766	\$940	\$1,240,151	\$32,845	\$360,075	\$16,388	\$0	\$0
	Ripley	\$1,724,948	\$157,864	\$1,512,872	\$116,846	\$61,133	\$2,897	\$346,311	\$10,621	\$27,672	\$39,827	\$0	\$0
	Circuit Total	\$7,658,778	\$444,758	\$3,601,415	\$367,377	\$83,899	\$3,837	\$1,586,461	\$43,466	\$387,747	\$56,214	\$0	\$0
37	Carter	\$635,240	\$64,579	\$1,164,227	\$141,468	\$270,265	\$11,255	\$1,610,146	\$116,574	\$2,240,172	\$96,899	\$0	\$0
	Howell	\$8,041,457	\$1,656,159	\$2,862,758	\$569,773	\$4,460	\$856	\$3,492,321	\$72,979	\$760	\$0	\$0	\$0
	Oregon	\$947,349	\$578,056	\$573,713	\$89,896	\$43,542	\$5,035	\$354,830	\$11,997	\$230,167	\$54,018	\$0	\$0
	Shannon	\$1,205,663	\$385,091	\$1,812,095	\$410,617	\$62,645	\$7,523	\$417,198	\$42,985	\$1,072,941	\$196,545	\$0	\$0
	Circuit Total	\$10,829,709	\$2,683,885	\$6,412,793	\$1,211,755	\$380,912	\$24,668	\$5,874,495	\$244,534	\$3,544,040	\$347,463	\$0	\$0
38	Christian	\$4,780,285	\$3,238,679	\$3,952,123	\$1,191,479	\$36,222	\$4,540	\$1,581,628	\$85,273	\$3,475,571	\$103,557	\$5,802	\$0
	Circuit Total	\$4,780,285	\$3,238,679	\$3,952,123	\$1,191,479	\$36,222	\$4,540	\$1,581,628	\$85,273	\$3,475,571	\$103,557	\$5,802	\$0
39	Barry	\$10,866,871	\$8,481,723	\$2,485,036	\$990,179	\$71,161	\$11,390	\$1,263,022	\$183,586	\$2,095,494	\$167,125	\$322	\$0
	Lawrence	\$10,268,919	\$6,652,719	\$3,495,254	\$529,537	\$2,925	\$493	\$699,031	\$41,320	\$1,684,923	\$138,255	\$3,030	\$0
	Stone	\$7,914,612	\$5,480,682	\$2,056,156	\$781,359	\$132,001	\$23,199	\$627,125	\$83,899	\$865,990	\$67,384	\$131	\$0
	Circuit Total	\$29,050,403	\$20,615,182	\$8,036,445	\$2,301,075	\$206,086	\$35,082	\$2,589,177	\$308,805	\$4,646,407	\$372,534	\$3,482	\$0
40	McDonald	\$1,876,669	\$149,679	\$2,734,316	\$252,873	\$155,887	\$4,677	\$1,079,927	\$27,064	\$5,877,390	\$343,778	\$19,022	\$0
	Newton	\$6,728,984	\$4,071,935	\$4,409,625	\$488,700	\$24,802	\$2,943	\$3,143,304	\$150,006	\$6,732,156	\$658,212	\$1,657	\$184
	Circuit Total	\$8,605,653	\$4,221,614	\$7,143,942	\$741,573	\$180,689	\$7,619	\$4,223,230	\$177,070	\$12,609,547	\$1,001,990	\$20,679	\$184
41	Macon	\$3,298,480	\$1,788,514	\$1,509,286	\$313,451	\$36,048	\$1,822	\$1,561,292	\$21,720	\$1,066,236	\$110,432	\$0	\$0
	Shelby	\$1,420,156	\$663,812	\$658,991	\$140,168	\$22,203	\$3,593	\$773,947	\$11,062	\$8,494	\$56	\$0	\$0
	Circuit Total	\$4,718,637	\$2,452,327	\$2,168,277	\$453,619	\$58,251	\$5,414	\$2,335,239	\$32,782	\$1,074,729	\$110,487	\$0	\$0
42	Crawford	\$12,593,839	\$6,816,959	\$4,652,902	\$646,862	\$55,382	\$2,462	\$3,041,345	\$69,303	\$1,491,518	\$30,835	\$73	\$0
	Dent	\$5,311,756	\$1,410,801	\$1,897,887	\$353,401	\$44,600	\$578	\$1,443,797	\$41,651	\$962,615	\$115,016	\$0	\$0
	Iron	\$2,966,901	\$547,921	\$1,056,659	\$98,220	\$37,460	\$2,200						

Table 84

Circuit Court - July 1, 2005 - June 30, 2020

Accounts Receivable - Amount and Balance by Case Category

Cir. No.	County	Civil		Domestic Relations		Probate		Juvenile		Treatment Court		Total	
		Amount Assessed	Balance Due	Amount Assessed	Balance Due	Amount Assessed	Balance Due	Amount Assessed	Balance Due	Amount Assessed	Balance Due	Amount Assessed	Balance Due
25	Maries	\$177,651	\$15,023	\$125,986	\$4,083	\$64,478	\$1,648	\$14,953	\$1,611	\$0	\$0	\$2,797,730	\$177,689
	Phelps	\$1,184,193	\$2,825	\$604,179	\$1,755	\$257,652	\$185	\$112,488	\$3,155	\$90,468	\$19,998	\$42,211,358	\$5,704,310
	Pulaski	\$820,582	\$20,893	\$979,584	\$12,056	\$181,510	\$2,181	\$107,859	\$9,736	\$182,202	\$20,039	\$25,482,980	\$8,299,352
	Texas	\$848,339	\$102,274	\$377,515	\$11,259	\$98,970	\$1,816	\$73,434	\$10,872	\$83,459	\$18,385	\$13,816,736	\$5,931,064
	Circuit Total	\$3,030,764	\$141,015	\$2,087,263	\$29,153	\$602,610	\$5,829	\$308,735	\$25,373	\$356,129	\$58,422	\$84,308,804	\$20,112,415
26	Camden	\$20,034,865	\$13,798	\$1,257,940	\$9,085	\$414,864	\$2,144	\$152,202	\$72,576	\$68,012	\$22,240	\$54,205,389	\$12,576,498
	Laclede	\$1,648,998	\$18,118	\$716,692	\$50,929	\$235,074	\$4,354	\$372,494	\$197,485	\$0	\$0	\$45,975,983	\$22,543,427
	Miller	\$1,426,441	\$7,111	\$498,145	\$17,225	\$158,962	\$1,563	\$78,013	\$16,292	\$252	\$0	\$16,340,320	\$6,252,353
	Moniteau	\$1,953,281	\$2,396	\$276,161	\$2,065	\$108,840	\$257	\$50,341	\$15,349	\$3,600	\$0	\$6,907,818	\$623,764
	Morgan	\$1,225,045	\$2,978	\$348,305	\$61,160	\$173,138	\$2,283	\$102,722	\$35,858	\$0	\$0	\$14,313,886	\$3,903,848
	Circuit Total	\$26,288,630	\$44,401	\$3,097,243	\$140,464	\$1,090,878	\$10,601	\$755,773	\$337,561	\$71,864	\$22,240	\$137,743,396	\$45,799,890
27	Bates	\$962,928	\$21,252	\$492,713	\$38,107	\$146,004	\$4,301	\$107,670	\$24,595	\$28,731	\$8,143	\$11,802,812	\$3,644,949
	Henry	\$4,078,185	\$10,546	\$471,732	\$12,023	\$239,429	\$11,663	\$93,673	\$11,393	\$35,450	\$3,092	\$12,419,143	\$2,153,019
	St. Clair	\$1,725,129	\$8,369	\$187,668	\$17,003	\$138,899	\$4,117	\$21,327	\$1,286	\$16,475	\$2,314	\$9,521,991	\$2,289,764
	Circuit Total	\$6,766,241	\$40,167	\$1,152,113	\$67,132	\$524,131	\$20,801	\$222,669	\$37,274	\$80,656	\$13,549	\$33,743,947	\$8,067,732
28	Barton	\$431,450	\$3,028	\$270,855	\$12,037	\$134,149	\$2,594	\$152,723	\$5,685	\$110,536	\$26,162	\$3,432,494	\$417,261
	Cedar	\$736,811	\$10,915	\$480,678	\$27,182	\$172,451	\$4,275	\$70,678	\$2,113	\$75,735	\$9,943	\$5,169,986	\$501,404
	Dade	\$526,306	\$11,158	\$323,897	\$14,736	\$425,374	\$4,151	\$144,037	\$2,864	\$25,350	\$5,500	\$3,555,943	\$560,999
	Vernon	\$1,843,665	\$11,273	\$853,901	\$65,879	\$232,335	\$62,195	\$259,026	\$3,080	\$161,721	\$35,543	\$11,823,061	\$3,595,872
	Circuit Total	\$3,538,231	\$36,374	\$1,929,331	\$119,834	\$964,308	\$73,214	\$626,464	\$13,742	\$373,342	\$77,148	\$23,981,484	\$5,075,536
	29	Jasper	\$14,051,639	\$20,815	\$2,624,688	\$23,927	\$1,496,632	\$24,425	\$656,688	\$163,802	\$391,653	\$120,914	\$55,825,654
Circuit Total		\$14,051,639	\$20,815	\$2,624,688	\$23,927	\$1,496,632	\$24,425	\$656,688	\$163,802	\$391,653	\$120,914	\$55,825,654	\$20,362,268
30	Benton	\$2,436,148	\$4,373	\$324,220	\$7,972	\$359,829	\$11,503	\$50,633	\$11,446	\$8,581	\$3,910	\$10,959,097	\$2,706,184
	Dallas	\$2,715,268	\$10,651	\$417,508	\$19,316	\$137,868	\$3,010	\$142,607	\$46,411	\$0	\$0	\$12,714,850	\$3,258,622
	Hickory	\$1,573,038	\$2,819	\$204,940	\$8,263	\$130,550	\$1,264	\$41,483	\$16,248	\$0	\$0	\$4,675,847	\$1,207,773
	Polk	\$1,846,230	\$3,805	\$883,716	\$10,129	\$322,597	\$6,713	\$243,478	\$29,765	\$190,306	\$1,626	\$18,566,296	\$6,309,706
	Webster	\$1,724,812	\$1,207	\$873,097	\$33,219	\$311,902	\$14,994	\$153,304	\$20,592	\$116,458	\$27,002	\$14,036,848	\$3,576,237
	Circuit Total	\$10,295,496	\$22,855	\$2,703,481	\$78,898	\$1,262,747	\$37,483	\$631,506	\$124,461	\$315,345	\$32,537	\$60,952,338	\$17,058,522
	31	Greene	\$22,536,381	\$817	\$6,237,484	\$23,367	\$2,053,899	\$7,111	\$7,042,628	\$251,831	\$9,363,744	\$3,197,900	\$80,495,771
Circuit Total		\$22,536,381	\$817	\$6,237,484	\$23,367	\$2,053,899	\$7,111	\$7,042,628	\$251,831	\$9,363,744	\$3,197,900	\$80,495,771	\$10,611,183
32	Bollinger	\$5,695,083	\$4,655	\$199,781	\$14,085	\$106,358	\$6,180	\$91,035	\$38,169	\$0	\$0	\$9,123,250	\$366,944
	Cape Girardeau	\$9,058,926	\$14,661	\$1,415,177	\$7,876	\$1,337,488	\$21,627	\$928,064	\$85,411	\$153,420	\$39,266	\$37,831,367	\$2,687,215
	Perry	\$2,831,064	\$3,234	\$346,677	\$21,620	\$223,238	\$16,745	\$98,241	\$27,145	\$0	\$0	\$11,629,410	\$2,521,280
	Circuit Total	\$17,585,072	\$22,551	\$1,961,635	\$43,581	\$1,667,084	\$44,551	\$1,117,339	\$150,724	\$153,420	\$39,266	\$58,584,028	\$5,575,439
33	Mississippi	\$683,970	\$10,693	\$209,149	\$9,360	\$123,527	\$14,758	\$168,553	\$67,377	\$62,388	\$25,908	\$9,710,500	\$2,666,657
	Scott	\$3,446,045	\$38,595	\$1,729,040	\$82,572	\$541,172	\$5,199	\$444,716	\$197,498	\$260,664	\$0	\$28,985,068	\$8,222,505
	Circuit Total	\$4,130,015	\$49,287	\$1,938,189	\$91,933	\$664,698	\$19,957	\$613,269	\$264,874	\$323,052	\$25,908	\$38,695,569	\$10,879,162
34	New Madrid	\$3,119,714	\$1,828	\$293,054	\$8,149	\$192,124	\$2,867	\$16,620	\$0	\$54,530	\$12,370	\$11,832,173	\$916,116
	Pemiscot	\$1,191,807	\$8,790	\$271,358	\$16,681	\$131,129	\$3,760	\$99,580	\$30,294	\$0	\$0	\$13,708,903	\$778,778
	Circuit Total	\$4,311,521	\$10,617	\$564,412	\$24,830	\$323,253	\$6,627	\$216,200	\$30,294	\$54,530	\$12,370	\$25,541,075	\$1,694,894
35	Dunklin	\$1,805,151	\$7,389	\$540,045	\$15,445	\$348,065	\$22,841	\$65,017	\$3,364	\$153,534	\$30,905	\$9,563,584	\$1,224,634
	Stoddard	\$8,143,699	\$4,697	\$1,073,194	\$9,112	\$431,994	\$2,688	\$89,643	\$256	\$46,046	\$2,435	\$13,424,349	\$919,947
	Circuit Total	\$9,948,850	\$12,086	\$1,613,239	\$24,557	\$780,059	\$25,529	\$154,660	\$3,621	\$199,580	\$33,340	\$22,987,933	\$2,144,581
36	Butler	\$5,922,444	\$863	\$955,116	\$653	\$609,143	\$10,137	\$135,614	\$969	\$244,777	\$59,245	\$17,512,458	\$659,464
	Ripley	\$2,242,424	\$20	\$232,139	\$424	\$117,643	\$270	\$44,132	\$158	\$51,192	\$3,727	\$6,860,465	\$332,653
	Circuit Total	\$8,164,868	\$883	\$1,187,254	\$1,077	\$726,785	\$10,407	\$179,746	\$1,127	\$295,970	\$62,972	\$24,372,923	\$992,116
37	Carter	\$474,419	\$10,772	\$113,664	\$2,015	\$62,951	\$3,794	\$9,847	\$252	\$0	\$0	\$6,580,931	\$477,608
	Howell	\$3,868,698	\$12,785	\$1,424,489	\$20,352	\$379,538	\$13,976	\$126,732	\$1,585	\$16,030	\$1,055	\$20,217,243	\$2,349,520
	Oregon	\$1,481,809	\$4,579	\$354,992	\$8,693	\$112,574	\$3,862	\$22,907	\$2,162	\$0	\$0	\$4,121,882	\$758,297
	Shannon	\$699,913	\$19,000	\$171,859	\$7,835	\$52,500	\$2,056	\$15,555	\$643	\$35	\$0	\$5,510,403	\$1,072,296
	Circuit Total	\$6,524,839	\$47,136	\$2,065,004	\$38,895	\$607,562	\$23,687	\$175,041	\$4,642	\$16,065	\$1,055	\$36,430,459	\$4,627,720
38	Christian	\$2,563,935	\$13,824	\$1,199,985	\$12,564	\$598,363	\$4,443	\$112,489	\$1,895	\$375,980	\$43,941	\$18,682,383	\$4,700,194
	Circuit Total	\$2,563,935	\$13,824	\$1,199,985	\$12,564	\$598,363	\$4,443	\$112,489	\$1,895	\$375,980	\$43,941	\$18,682,383	\$4,700,194
39	Barry	\$1,161,513	\$10,696	\$542,168	\$4,816	\$331,720	\$930	\$83,563	\$4,161	\$28	\$0	\$18,900,897	\$9,854,608
	Lawrence	\$2,169,511	\$6,636	\$535,957	\$6,133	\$587,727	\$24,027	\$91,079	\$5,781	\$520,867	\$82,255	\$20,059,223	\$7,486,984
	Stone	\$5,567,796	\$9,108	\$1,453,083	\$2,587	\$272,839	\$4,520	\$43,395	\$1,611	\$1,183,793	\$346,019	\$20,116,919	\$6,800,367
	Circuit Total	\$8,898,821	\$26,440	\$2,531,207	\$13,536	\$1,192,286	\$29,477	\$218,036	\$11,553	\$1,704,688	\$428,274	\$59,077,039	\$24,141,959
40	McDonald	\$3,482,814	\$3,336	\$362,962	\$2,682	\$278,943	\$1,020	\$68,495	\$3,152	\$67,924	\$4,926	\$16,004,349	\$793,186
	Newton	\$3,140,784	\$1,731	\$644,188	\$2,191	\$625,707	\$25,133	\$143,064	\$1,030	\$154,705	\$17,275	\$25,748,976	\$5,419,339
	Circuit Total	\$6,623,598	\$5,066	\$1,007,150	\$4,873	\$904,650	\$26,153	\$211,559	\$4,182	\$222,629	\$22,200	\$41,753,325	\$6,212,524
41	Macon	\$2,026,660	\$8,245	\$491,107	\$49,479	\$150,605	\$5,130	\$38,165	\$5,255	\$30,403	\$0	\$10,208,282	\$2,304,048
	Shelby	\$967,991	\$9,019	\$184,571	\$11,835	\$93,917	\$873	\$35,233	\$15	\$0	\$0	\$4,165,502	\$840,433
	Circuit Total	\$2,994,652	\$17,264	\$675,678	\$61,315	\$244,521	\$6,003	\$73,397	\$5,270	\$30,403	\$0	\$14,373,784	\$3,144,481
42	Crawford	\$1,196,160	\$6,311	\$992,295	\$30,534	\$165,806	\$5,000	\$67,108	\$476	\$167,692	\$24,838	\$24,424,120	\$7,633,579
	Dent	\$578,428	\$18,919	\$406,399	\$22,978	\$167,926	\$13,185	\$36,042	\$6,873	\$119,855	\$29,132	\$10,969,304	\$2,012,533
	Iron	\$929,888	\$5,916										

Table 85
Circuit Court - July 1, 2005 - June 30, 2020
Average Amount Assessed per Case by Criminal Case Category

Cir. No.	County	Felony			Misdemeanor			Conservation/Watercraft		
		Amount Assessed	Cases Disposed	Assessed/Case	Amount Assessed	Cases Disposed	Assessed/Case	Amount Assessed	Cases Disposed	Assessed/Case
1	Clark	\$2,698,292	925	\$2,917	\$1,452,777	3,784	\$384	\$21,235	110	\$193
	Schulyer	\$953,083	373	\$2,555	\$417,199	1,619	\$258	\$60,648	367	\$165
	Scotland	\$1,129,094	400	\$2,823	\$484,185	1,287	\$376	\$62,664	315	\$199
	Circuit Total	\$4,780,469	\$1,698	\$2,815	\$2,354,160	6,690	\$352	\$144,547	792	\$183
2	Adair	\$4,321,202	2,579	\$1,676	\$1,529,946	6,303	\$243	\$2,811	17	\$165
	Knox	\$378,948	253	\$1,498	\$224,148	751	\$298	\$14,921	71	\$210
	Lewis	\$1,213,053	1,023	\$1,186	\$1,182,440	3,228	\$366	\$23,648	117	\$202
	Circuit Total	\$5,913,204	\$3,855	\$1,534	\$2,936,535	10,282	\$286	\$41,380	205	\$202
3	Grundy	\$2,990,064	1,357	\$2,203	\$558,833	1,726	\$324	\$20,650	104	\$199
	Harrison	\$1,035,223	1,204	\$860	\$826,816	2,403	\$344	\$50,304	214	\$235
	Mercer	\$773,165	477	\$1,621	\$326,018	893	\$365	\$39,218	195	\$201
	Putnam	\$988,039	560	\$1,764	\$347,305	1,243	\$279	\$39,040	203	\$192
	Circuit Total	\$5,786,491	\$3,598	\$1,608	\$2,058,972	6,265	\$329	\$149,212	716	\$208
4	Atchison	\$722,236	567	\$1,274	\$948,250	2,341	\$405	\$91,730	415	\$221
	Gentry	\$625,750	423	\$1,479	\$679,167	1,441	\$471	\$18,545	115	\$161
	Holt	\$768,087	480	\$1,600	\$768,256	1,766	\$435	\$49,462	263	\$188
	Nodaway	\$3,134,914	1,671	\$1,876	\$1,449,779	3,839	\$378	\$32,536	167	\$195
	Worth	\$260,118	149	\$1,746	\$126,817	396	\$320	\$9,467	55	\$172
Circuit Total	\$5,511,104	\$3,290	\$1,675	\$3,972,270	9,783	\$406	\$201,739	1,015	\$199	
5	Andrew	\$4,711,253	1,623	\$2,903	\$2,129,120	3,095	\$688	\$78,486	350	\$224
	Buchanan	\$17,176,551	13,300	\$1,291	\$7,898,278	23,025	\$343	\$23,818	163	\$146
	Circuit Total	\$21,887,804	\$14,923	\$1,467	\$10,027,398	26,120	\$384	\$102,304	513	\$199
6	Platte	\$2,468,402	4,911	\$503	\$5,138,107	25,581	\$201	\$71,200	515	\$138
	Circuit Total	\$2,468,402	4,911	\$503	\$5,138,107	25,581	\$201	\$71,200	515	\$138
7	Clay	\$4,683,396	13,388	\$350	\$6,141,434	35,225	\$174	\$176,898	1,084	\$163
	Circuit Total	\$4,683,396	13,388	\$350	\$6,141,434	35,225	\$174	\$176,898	1,084	\$163
8	Carroll	\$2,959,521	976	\$3,032	\$913,567	1,656	\$552	\$59,378	199	\$298
	Ray	\$4,571,881	2,864	\$1,596	\$1,705,301	3,734	\$457	\$7,858	31	\$253
	Circuit Total	\$7,531,402	3,840	\$1,961	\$2,618,868	5,390	\$486	\$67,236	230	\$292
9	Chariton	\$1,136,574	766	\$1,484	\$410,542	1,406	\$292	\$123,590	559	\$221
	Linn	\$2,057,177	1,438	\$1,431	\$789,913	2,996	\$264	\$40,293	170	\$237
	Sullivan	\$1,172,340	743	\$1,578	\$537,226	1,744	\$308	\$17,644	86	\$205
	Circuit Total	\$4,366,091	2,947	\$1,482	\$1,737,682	6,146	\$283	\$181,527	815	\$223
10	Marion	\$3,986,717	2,685	\$1,485	\$2,811,820	8,655	\$325	\$78,746	518	\$152
	Monroe	\$836,303	771	\$1,085	\$1,171,729	2,464	\$476	\$28,795	177	\$163
	Ralls	\$2,430,408	798	\$3,046	\$1,939,361	2,493	\$778	\$111,719	759	\$147
	Circuit Total	\$7,253,428	4,254	\$1,705	\$5,922,911	13,612	\$435	\$219,260	1,454	\$151
11	St. Charles	\$17,013,248	22,374	\$760	\$8,570,217	50,660	\$169	\$211,429	1,474	\$143
	Circuit Total	\$17,013,248	22,374	\$760	\$8,570,217	50,660	\$169	\$211,429	1,474	\$143
12	Audrain	\$11,421,402	4,881	\$2,340	\$4,211,265	8,373	\$503	\$22,890	123	\$186
	Montgomery	\$5,098,072	2,520	\$2,023	\$1,858,534	5,489	\$339	\$16,806	80	\$210
	Warren	\$15,851,319	5,143	\$3,082	\$2,890,867	9,182	\$315	\$86,407	386	\$224
	Circuit Total	\$32,370,793	12,544	\$2,581	\$8,960,666	23,044	\$389	\$126,102	589	\$214
13	Boone	\$7,907,938	18,987	\$416	\$11,030,700	43,857	\$252	\$20,626	93	\$222
	Callaway	\$1,815,835	5,558	\$327	\$4,355,398	17,790	\$245	\$32,609	141	\$231
	Circuit Total	\$9,723,773	24,545	\$396	\$15,386,098	61,647	\$250	\$53,235	234	\$227
14	Howard	\$870,389	1,160	\$750	\$653,217	2,411	\$271	\$16,422	95	\$173
	Randolph	\$2,016,928	5,004	\$403	\$1,483,979	7,175	\$207	\$30,532	152	\$201
	Circuit Total	\$2,887,318	6,164	\$468	\$2,137,195	9,586	\$223	\$46,953	247	\$190
15	Lafayette	\$10,512,977	5,660	\$1,857	\$3,004,607	8,422	\$357	\$49,957	236	\$212
	Saline	\$6,538,474	3,378	\$1,936	\$2,452,730	5,803	\$423	\$103,243	644	\$160
	Circuit Total	\$17,051,450	9,038	\$1,887	\$5,457,337	14,225	\$384	\$153,200	880	\$174
16	Jackson	\$75,864,019	45,908	\$1,653	\$8,239,241	43,660	\$189	\$118,473	865	\$137
	Circuit Total	\$75,864,019	45,908	\$1,653	\$8,239,241	43,660	\$189	\$118,473	865	\$137
17	Cass	\$18,142,407	6,828	\$2,657	\$2,383,411	9,606	\$248	\$6,993	51	\$137
	Johnson	\$8,603,602	4,856	\$1,772	\$1,707,125	7,825	\$218	\$25,440	143	\$178
	Circuit Total	\$26,746,009	11,684	\$2,289	\$4,090,536	17,431	\$235	\$32,433	194	\$167
18	Cooper	\$2,923,582	3,683	\$794	\$1,941,198	6,738	\$288	\$98,475	625	\$158
	Pettis	\$8,730,166	6,976	\$1,251	\$2,652,628	10,964	\$242	\$22,080	117	\$189
	Circuit Total	\$11,653,748	10,659	\$1,093	\$4,593,825	17,702	\$260	\$120,554	742	\$162
19	Cole	\$19,921,419	8,424	\$2,365	\$7,766,341	24,325	\$319	\$33,666	131	\$257
	Circuit Total	\$19,921,419	8,424	\$2,365	\$7,766,341	24,325	\$319	\$33,666	131	\$257
20	Franklin	\$22,991,794	9,165	\$2,509	\$7,073,227	32,707	\$216	\$13,760	88	\$156
	Gasconade	\$2,718,313	1,283	\$2,119	\$1,157,324	3,513	\$329	\$52,920	273	\$194
	Osage	\$1,122,454	777	\$1,445	\$802,865	3,290	\$244	\$114,317	481	\$238
	Circuit Total	\$26,832,561	11,225	\$2,390	\$9,033,416	39,510	\$229	\$180,996	842	\$215
21	St. Louis County	\$16,860,469	63,907	\$264	\$10,242,951	72,509	\$141	\$8,365	134	\$62
	Circuit Total	\$16,860,469	63,907	\$264	\$10,242,951	72,509	\$141	\$8,365	134	\$62
22	City of St. Louis	\$13,863,466	41,949	\$330	\$2,586,575	36,519	\$71	\$6,951	82	\$85
	Circuit Total	\$13,863,466	41,949	\$330	\$2,586,575	36,519	\$71	\$6,951	82	\$85
23	Jefferson	\$20,432,008	15,674	\$1,304	\$7,845,160	31,909	\$246	\$3,234	47	\$69
	Circuit Total	\$20,432,008	15,674	\$1,304	\$7,845,160	31,909	\$246	\$3,234	47	\$69
24	Madison	\$1,812,518	1,727	\$1,050	\$1,399,291	3,583	\$391	\$22,670	81	\$280
	St. Francois	\$23,374,468	8,787	\$2,660	\$4,685,046	13,305	\$352	\$2,498	15	\$167
	Ste. Genevieve	\$4,445,052	2,627	\$1,692	\$1,869,679	6,580	\$284	\$91,856	644	\$143
	Washington	\$3,494,878	3,788	\$923	\$904,253	4,124	\$219	\$8,640	27	\$320
	Circuit Total	\$33,126,916	16,929	\$1,957	\$8,858,269	27,592	\$321	\$125,663	767	\$164

Table 85
Circuit Court - July 1, 2005 - June 30, 2020
Average Amount Assessed per Case by Criminal Case Category

Cir. No.	County	Traffic			Municipal Cert / TDN			Ordinance Violations			Total		
		Amount Assessed	Cases Disposed	Assessed/Case	Amount Assessed	Cases Disposed	Assessed/Case	Amount Assessed	Cases Disposed	Assessed/Case	Amount Assessed	Cases Disposed	Assessed/Case
1	Clark	\$1,388,649	7,427	\$187	\$91,021	633	\$144	\$0	0	\$0	\$5,651,973	12,879	\$439
	Schulyer	\$468,804	4,519	\$104	\$348,166	2,336	\$149	\$0	0	\$0	\$2,247,900	9,214	\$244
	Scotland	\$279,919	3,432	\$82	\$66,863	598	\$112	\$88	1	\$88	\$2,022,812	6,033	\$335
	Circuit Total	\$2,137,372	15,378	\$139	\$506,050	3,567	\$142	\$88	1	\$88	\$9,922,685	28,126	\$353
2	Adair	\$581,243	4,924	\$118	\$682,144	4,234	\$161	\$0	0	\$0	\$7,117,347	18,057	\$394
	Knox	\$223,464	1,426	\$157	\$14,641	96	\$153	\$0	0	\$0	\$856,122	2,597	\$330
	Lewis	\$1,208,348	8,404	\$144	\$43,886	256	\$171	\$285	1	\$285	\$3,671,660	13,029	\$282
	Circuit Total	\$2,013,056	14,754	\$136	\$740,670	4,586	\$162	\$285	1	\$285	\$11,645,129	33,683	\$346
3	Grundy	\$750,486	6,331	\$119	\$118,248	1,048	\$113	\$0	0	\$0	\$4,438,280	10,566	\$420
	Harrison	\$3,982,673	23,153	\$172	\$92,379	661	\$140	\$140	1	\$140	\$5,987,535	27,636	\$217
	Mercer	\$353,387	2,915	\$121	\$2,670	33	\$81	\$59	1	\$59	\$1,494,516	4,514	\$331
	Putnam	\$515,373	3,459	\$149	\$78,739	492	\$160	\$0	0	\$0	\$1,968,495	5,957	\$330
Circuit Total	\$5,601,918	35,858	\$156	\$292,036	2,234	\$131	\$199	2	\$99	\$13,888,827	48,673	\$285	
4	Atchison	\$1,189,235	5,399	\$220	\$599,872	3,017	\$199	\$0	0	\$0	\$3,551,323	11,739	\$303
	Gentry	\$415,076	3,070	\$135	\$9,661	64	\$151	\$0	0	\$0	\$1,748,199	5,113	\$342
	Holt	\$1,327,545	7,594	\$175	\$82,531	614	\$134	\$0	0	\$0	\$2,995,881	10,717	\$280
	Nodaway	\$1,534,332	8,153	\$188	\$2,319,345	15,786	\$147	\$960	3	\$320	\$8,471,865	29,619	\$286
Circuit Total	\$4,464,299	25,768	\$180	\$3,011,408	19,481	\$155	\$960	3	\$320	\$17,337,780	59,340	\$292	
5	Andrew	\$1,740,463	9,219	\$189	\$1,042,325	7,466	\$140	\$133	2	\$66	\$9,701,781	21,755	\$446
	Buchanan	\$2,432,588	21,392	\$114	\$0	0	\$0	\$0	0	\$0	\$27,531,235	57,880	\$476
	Circuit Total	\$4,173,051	\$30,611	\$136	\$1,042,325	7,466	\$140	\$133	2	\$66	\$37,233,015	79,635	\$468
6	Platte	\$11,222,777	79,223	\$142	\$1,104,656	9,837	\$112	\$3,660	23	\$159	\$20,008,801	120,090	\$167
	Circuit Total	\$11,222,777	79,223	\$142	\$1,104,656	9,837	\$112	\$3,660	23	\$159	\$20,008,801	120,090	\$167
7	Clay	\$6,389,014	45,096	\$142	\$476,328	3,340	\$143	\$191,247	1,383	\$138	\$18,058,317	99,516	\$181
	Circuit Total	\$6,389,014	45,096	\$142	\$476,328	3,340	\$143	\$191,247	1,383	\$138	\$18,058,317	99,516	\$181
8	Carroll	\$940,835	4,122	\$228	\$249,498	1,702	\$147	\$0	0	\$0	\$5,122,800	8,655	\$592
	Ray	\$1,402,187	7,937	\$177	\$331,048	2,056	\$161	\$2,050	3	\$683	\$8,020,325	16,625	\$482
	Circuit Total	\$2,343,022	12,059	\$194	\$580,546	3,758	\$154	\$2,050	3	\$683	\$13,143,125	25,280	\$520
9	Chariton	\$669,599	3,025	\$221	\$47,351	357	\$133	\$1,173	5	\$235	\$2,388,829	6,118	\$390
	Linn	\$1,457,508	8,552	\$170	\$147,905	1,613	\$92	\$0	0	\$0	\$4,492,797	14,769	\$304
	Sullivan	\$691,419	5,020	\$138	\$145,127	1,130	\$128	\$0	0	\$0	\$2,563,756	8,723	\$294
	Circuit Total	\$2,818,526	16,597	\$170	\$340,384	3,100	\$110	\$1,173	5	\$235	\$9,445,382	29,610	\$319
10	Marion	\$2,349,440	22,188	\$106	\$138,608	432	\$321	\$0	0	\$0	\$9,365,331	34,478	\$272
	Monroe	\$823,431	4,389	\$188	\$9,105	103	\$88	\$0	0	\$0	\$2,869,364	7,904	\$363
	Ralls	\$1,552,658	12,001	\$129	\$259,305	1,446	\$179	\$0	0	\$0	\$6,293,450	17,497	\$360
	Circuit Total	\$4,725,529	38,578	\$122	\$407,017	1,981	\$205	\$0	0	\$0	\$18,528,145	59,879	\$309
11	St. Charles	\$14,519,207	75,406	\$193	\$1,898	10	\$190	\$16,878,759	84,777	\$199	\$57,194,758	234,701	\$244
	Circuit Total	\$14,519,207	75,406	\$193	\$1,898	10	\$190	\$16,878,759	84,777	\$199	\$57,194,758	234,701	\$244
12	Audrain	\$1,102,935	6,387	\$173	\$909,622	8,555	\$106	\$75	1	\$75	\$17,668,189	28,320	\$624
	Montgomery	\$2,077,433	10,585	\$196	\$1,378,525	8,082	\$170	\$0	0	\$0	\$10,429,369	26,756	\$390
	Warren	\$4,449,028	23,845	\$187	\$2,698,496	15,585	\$173	\$500	1	\$500	\$25,976,616	54,142	\$480
	Circuit Total	\$7,629,396	40,817	\$187	\$4,986,642	32,222	\$155	\$575	2	\$288	\$54,074,174	109,218	\$495
13	Boone	\$7,337,972	43,477	\$169	\$1,268,242	10,887	\$116	\$344	4	\$86	\$27,565,821	117,305	\$235
	Callaway	\$3,247,224	20,893	\$155	\$2,096,936	25,722	\$82	\$327	2	\$164	\$11,548,330	70,106	\$165
	Circuit Total	\$10,585,196	64,370	\$164	\$3,365,178	36,609	\$92	\$671	6	\$112	\$39,114,151	187,411	\$209
14	Howard	\$375,316	1,814	\$207	\$399,077	2,691	\$148	\$0	0	\$0	\$2,314,419	8,171	\$283
	Randolph	\$1,162,802	12,053	\$96	\$1,341,687	12,288	\$109	\$247	2	\$123	\$6,036,174	36,674	\$165
	Circuit Total	\$1,538,117	13,867	\$111	\$1,740,764	14,979	\$116	\$247	2	\$123	\$8,350,594	44,845	\$186
15	Lafayette	\$7,451,564	33,426	\$223	\$1,786,035	11,988	\$149	\$454	1	\$454	\$22,805,593	59,733	\$382
	Saline	\$2,567,133	11,616	\$221	\$65,125	422	\$154	\$0	0	\$0	\$11,726,705	21,863	\$536
	Circuit Total	\$10,018,697	45,042	\$222	\$1,851,160	12,410	\$149	\$454	1	\$454	\$34,532,298	81,596	\$423
16	Jackson	\$6,881,777	47,329	\$145	\$10,356,430	68,161	\$152	\$310,192	2,375	\$131	\$101,770,131	208,298	\$489
	Circuit Total	\$6,881,777	47,329	\$145	\$10,356,430	68,161	\$152	\$310,192	2,375	\$131	\$101,770,131	208,298	\$489
17	Cass	\$3,925,263	22,289	\$176	\$1,708,681	10,470	\$163	\$3,785,109	20,296	\$186	\$29,951,863	69,540	\$431
	Johnson	\$3,879,216	22,301	\$174	\$922,692	5,971	\$155	\$0	0	\$0	\$15,138,074	41,096	\$368
	Circuit Total	\$7,804,479	44,590	\$175	\$2,631,373	16,441	\$160	\$3,785,109	20,296	\$186	\$45,089,938	110,636	\$408
18	Cooper	\$2,420,572	11,384	\$213	\$1,681,537	11,328	\$148	\$0	0	\$0	\$9,065,364	33,758	\$269
	Pettis	\$2,177,208	13,381	\$163	\$2,526,701	21,146	\$119	\$1,128	10	\$113	\$16,109,911	52,594	\$306
	Circuit Total	\$4,597,781	24,765	\$186	\$4,208,238	32,474	\$130	\$1,128	10	\$113	\$25,175,275	86,352	\$292
19	Cole	\$2,806,133	15,801	\$178	\$3,606,323	30,849	\$117	\$10,244	64	\$160	\$34,144,125	79,594	\$429
	Circuit Total	\$2,806,133	15,801	\$178	\$3,606,323	30,849	\$117	\$10,244	64	\$160	\$34,144,125	79,594	\$429
20	Franklin	\$11,298,888	62,571	\$181	\$4,475,929	34,658	\$129	\$0	0	\$0	\$45,853,598	139,189	\$329
	Gasconade	\$759,780	3,593	\$211	\$52,283	352	\$149	\$0	0	\$0	\$4,740,620	9,014	\$526
	Osage	\$655,641	4,429	\$148	\$305,092	2,690	\$113	\$0	0	\$0	\$3,000,369	11,667	\$257
	Circuit Total	\$12,714,309	70,593	\$180	\$4,833,304	37,700	\$128	\$0	0	\$0	\$53,594,587	159,870	\$335
21	St. Louis County	\$21,647,836	138,121	\$157	\$28,900,484	214,467	\$135	\$4,238	28	\$151	\$77,664,342	489,166	\$159
	Circuit Total												

**Table 85
Circuit Court - July 1, 2005 - June 30, 2020
Average Amount Assessed per Case by Criminal Case Category**

Cir. No.	County	Felony			Misdemeanor			Conservation/Watercraft		
		Amount Assessed	Cases Disposed	Assessed/Case	Amount Assessed	Cases Disposed	Assessed/Case	Amount Assessed	Cases Disposed	Assessed/Case
25	Maries	\$704,574	811	\$869	\$354,459	1,429	\$248	\$7,658	49	\$156
	Phelps	\$27,189,904	6,757	\$4,024	\$4,434,977	11,559	\$384	\$24,898	111	\$224
	Pulaski	\$15,808,384	5,523	\$2,862	\$2,783,642	7,424	\$375	\$52,511	254	\$207
	Texas	\$6,494,484	3,204	\$2,027	\$3,479,870	6,139	\$567	\$43,819	158	\$277
	Circuit Total	\$50,197,347	16,295	\$3,081	\$11,052,947	26,551	\$416	\$128,885	572	\$225
26	Camden	\$20,934,405	5,678	\$3,687	\$9,052,818	21,464	\$422	\$222,584	803	\$277
	Laclede	\$27,338,439	5,066	\$5,396	\$8,819,698	12,586	\$701	\$60,315	244	\$247
	Miller	\$9,486,095	4,762	\$1,992	\$2,261,926	8,284	\$273	\$92,471	489	\$189
	Moniteau	\$2,530,933	1,426	\$1,775	\$788,767	2,925	\$270	\$44,330	253	\$175
	Morgan	\$8,799,010	3,236	\$2,719	\$2,080,586	5,954	\$349	\$154,129	635	\$243
	Circuit Total	\$69,088,883	20,168	\$3,426	\$23,003,796	51,213	\$449	\$573,829	2,424	\$237
27	Bates	\$4,154,271	2,902	\$1,432	\$1,901,968	6,324	\$301	\$68,808	240	\$287
	Henry	\$3,194,718	3,826	\$835	\$1,081,291	5,502	\$197	\$38,566	237	\$163
	St. Clair	\$2,986,210	1,368	\$2,183	\$742,708	2,890	\$257	\$166,719	918	\$182
	Circuit Total	\$10,335,200	8,096	\$1,277	\$3,725,966	14,716	\$253	\$274,093	1,395	\$196
28	Barton	\$814,748	990	\$823	\$580,545	1,931	\$301	\$30,321	142	\$214
	Cedar	\$1,967,893	1,625	\$1,211	\$1,054,358	3,996	\$264	\$80,903	540	\$150
	Dade	\$1,195,693	878	\$1,362	\$493,150	1,895	\$260	\$82,983	564	\$147
	Vernon	\$4,966,545	3,796	\$1,308	\$2,754,065	7,680	\$359	\$80,940	283	\$286
	Circuit Total	\$8,944,879	7,289	\$1,227	\$4,882,118	15,502	\$315	\$275,147	1,529	\$180
29	Jasper	\$25,344,120	13,946	\$1,817	\$4,824,967	14,103	\$342	\$12,615	78	\$162
	Circuit Total	\$25,344,120	13,946	\$1,817	\$4,824,967	14,103	\$342	\$12,615	78	\$162
30	Benton	\$3,881,286	2,215	\$1,752	\$2,118,619	6,018	\$352	\$119,030	681	\$175
	Dallas	\$4,626,057	1,614	\$2,866	\$2,108,991	8,044	\$262	\$153,121	1,066	\$144
	Hickory	\$1,570,613	776	\$2,024	\$804,149	3,092	\$260	\$109,410	792	\$138
	Polk	\$7,852,492	3,596	\$2,184	\$2,366,584	7,862	\$301	\$65,940	373	\$177
	Webster	\$4,905,463	3,839	\$1,278	\$1,584,822	4,936	\$321	\$35,741	145	\$246
	Circuit Total	\$22,835,911	12,040	\$1,897	\$8,983,165	29,952	\$300	\$483,241	3,057	\$158
31	Greene	\$10,781,730	26,127	\$413	\$14,210,568	58,190	\$244	\$17,944	81	\$222
	Circuit Total	\$10,781,730	26,127	\$413	\$14,210,568	58,190	\$244	\$17,944	81	\$222
32	Bollinger	\$1,316,955	1,195	\$1,102	\$1,083,141	2,278	\$475	\$83,193	372	\$224
	Cape Girardeau	\$11,854,205	10,657	\$1,112	\$10,503,261	15,885	\$661	\$3,508	18	\$195
	Perry	\$3,892,101	2,508	\$1,552	\$2,293,685	6,516	\$352	\$24,604	102	\$241
	Circuit Total	\$17,063,262	14,360	\$1,188	\$13,880,086	24,679	\$562	\$111,304	492	\$226
33	Mississippi	\$5,481,539	3,399	\$1,613	\$1,531,627	3,883	\$394	\$21,162	119	\$178
	Scott	\$17,063,969	9,126	\$1,870	\$3,408,399	9,532	\$358	\$16,144	67	\$241
	Circuit Total	\$22,545,508	12,525	\$1,800	\$4,940,026	13,415	\$368	\$37,306	186	\$201
34	New Madrid	\$3,420,742	4,145	\$825	\$1,956,527	7,581	\$258	\$44,073	286	\$154
	Pemiscot	\$3,100,322	3,701	\$838	\$3,139,528	8,860	\$354	\$59,568	275	\$217
	Circuit Total	\$6,521,064	7,846	\$831	\$5,096,054	16,441	\$310	\$103,640	561	\$185
35	Dunklin	\$2,552,775	7,992	\$319	\$1,365,593	7,158	\$191	\$21,267	117	\$182
	Stoddard	\$1,723,326	4,893	\$352	\$1,225,445	6,852	\$179	\$67,827	407	\$167
	Circuit Total	\$4,276,101	12,885	\$332	\$2,591,038	14,010	\$185	\$89,094	524	\$170
36	Butler	\$5,933,830	5,246	\$1,131	\$2,088,543	6,606	\$316	\$22,766	101	\$225
	Ripley	\$1,724,948	1,637	\$1,054	\$1,512,872	4,402	\$344	\$61,133	244	\$251
	Circuit Total	\$7,658,778	6,883	\$1,113	\$3,601,415	11,008	\$327	\$83,899	345	\$243
37	Carter	\$635,240	445	\$1,428	\$1,164,227	2,505	\$465	\$270,265	733	\$369
	Howell	\$8,041,457	4,873	\$1,650	\$2,862,758	8,598	\$333	\$4,460	12	\$372
	Oregon	\$947,349	778	\$1,218	\$573,713	1,671	\$343	\$43,542	163	\$267
	Shannon	\$1,205,663	560	\$2,153	\$1,812,095	6,395	\$283	\$62,645	278	\$225
	Circuit Total	\$10,829,709	6,656	\$1,627	\$6,412,793	19,169	\$335	\$380,912	1,186	\$321
38	Christian	\$4,780,285	6,353	\$752	\$3,952,123	15,761	\$251	\$36,222	184	\$197
	Circuit Total	\$4,780,285	6,353	\$752	\$3,952,123	15,761	\$251	\$36,222	184	\$197
39	Barry	\$10,866,871	5,377	\$2,021	\$2,485,036	9,365	\$265	\$71,161	451	\$158
	Lawrence	\$10,268,919	5,490	\$1,870	\$3,495,254	14,552	\$240	\$2,925	7	\$418
	Stone	\$7,914,612	4,129	\$1,917	\$2,056,156	7,347	\$280	\$132,001	743	\$178
	Circuit Total	\$29,050,403	14,996	\$1,937	\$8,036,445	31,264	\$257	\$206,086	1,201	\$172
40	McDonald	\$1,876,669	3,650	\$514	\$2,734,316	10,328	\$265	\$155,887	899	\$173
	Newton	\$6,728,984	5,738	\$1,173	\$4,409,625	18,339	\$240	\$24,802	126	\$197
	Circuit Total	\$8,605,653	9,388	\$917	\$7,143,942	28,667	\$249	\$180,689	1,025	\$176
41	Macon	\$3,298,480	2,091	\$1,577	\$1,509,286	4,027	\$375	\$36,048	211	\$171
	Shelby	\$1,420,156	785	\$1,809	\$658,991	1,871	\$352	\$22,203	117	\$190
	Circuit Total	\$4,718,637	2,876	\$1,641	\$2,168,277	5,898	\$368	\$58,251	328	\$178
42	Crawford	\$12,593,839	5,063	\$2,487	\$4,652,902	11,211	\$415	\$55,382	252	\$220
	Dent	\$5,311,756	2,249	\$2,362	\$1,897,887	3,312	\$573	\$44,600	200	\$223
	Iron	\$2,966,901	1,560	\$1,902	\$1,056,659	2,589	\$408	\$37,460	130	\$288
	Reynolds	\$1,322,286	708	\$1,868	\$1,111,876	3,976	\$280	\$33,673	143	\$235
	Wayne	\$3,232,687	2,135	\$1,514	\$1,867,334	5,253	\$355	\$71,348	328	\$218
	Circuit Total	\$25,427,468	11,715	\$2,171	\$10,586,658	26,341	\$402	\$242,463	1,053	\$230
43	Caldwell	\$5,353,428	1,304	\$4,105	\$2,916,135	2,969	\$982	\$10,350	43	\$241
	Clinton	\$4,758,148	2,021	\$2,354	\$2,071,111	5,567	\$372	\$8,843	58	\$152
	Daviess	\$4,032,281	1,338	\$3,014	\$1,968,038	3,118	\$631	\$74,091	411	\$180
	DeKalb	\$5,825,780	1,712	\$3,403	\$3,495,746	3,601	\$971	\$57,660	181	\$319
	Livingston	\$6,208,321	2,215	\$2,803	\$1,362,062	3,365	\$405	\$36,722	209	\$176
	Circuit Total	\$26,177,959	8,590	\$3,047	\$11,813,093	18,620	\$634	\$187,665	902	\$208
44	Douglas	\$2,449,947	1,659	\$1,477	\$874,856	2,624	\$333	\$13,877	43	\$323
	Ozark	\$960,819	926	\$1,038	\$955,637	2,698	\$354	\$109,526	680	\$161
	Wright	\$5,184,727	3,133	\$1,655	\$1,374,406	4,133	\$333	\$34,364	134	\$256
	Circuit Total	\$8,595,493	5,718	\$1,169	\$3,204,900	9,455	\$1,020	\$157,766	857	\$184
45	Lincoln	\$7,976,672	5,833	\$1,368	\$3,273,373	10,171	\$322	\$74,461	383	\$194
	Pike	\$1,439,856	2,260	\$637	\$725,739	2,655	\$273	\$46,503	256	\$182
	Circuit Total	\$9,416,528	8,093	\$1,164	\$3,999,111	12,826	\$312	\$120,965	639	\$189
46	Taney	\$2,629,752	7,544	\$349	\$3,724,246	18,262	\$204	\$41,320	159	\$260
	Circuit Total	\$2,629,752	7,544	\$349	\$3,724,246	18,262	\$204	\$41,320	159	\$260
	STATE TOTAL	\$780,353,657	598,117	\$1,305	\$308,509,898	1,091,456	\$283	\$6,379,889	33,345	\$191

Table 85

Circuit Court - July 1, 2005 - June 30, 2020

Average Amount Assessed per Case by Criminal Case Category

Cir. No.	County	Traffic			Municipal Cert / TDN			Ordinance Violations			Total		
		Amount Assessed	Cases Disposed	Assessed/Case	Amount Assessed	Cases Disposed	Assessed/Case	Amount Assessed	Cases Disposed	Assessed/Case	Amount Assessed	Cases Disposed	Assessed/Case
25	Maries	\$578,475	4,366	\$132	\$769,337	3,631	\$212	\$161	1	\$161	\$2,414,662	10,287	\$235
	Phelps	\$4,660,212	28,738	\$162	\$3,650,062	41,435	\$88	\$2,325	10	\$233	\$39,962,378	88,610	\$451
	Pulaski	\$4,249,597	31,879	\$134	\$317,109	2,289	\$139	\$0	0	\$0	\$23,211,243	47,169	\$492
	Texas	\$2,316,846	12,944	\$179	\$0	0	\$0	\$0	0	\$0	\$12,335,018	22,445	\$550
	Circuit Total	\$11,805,129	77,727	\$152	\$4,736,508	47,355	\$100	\$2,486	11	\$226	\$77,923,302	168,511	\$462
26	Camden	\$264,465	1,644	\$161	\$1,803,049	10,245	\$175.99	\$186	1	\$185.50	\$32,277,507	39,835	\$810
	Laclede	\$3,023,426	16,605	\$182	\$3,760,372	13,819	\$272	\$475	2	\$238	\$43,002,725	48,322	\$890
	Miller	\$1,694,205	10,654	\$178	\$443,810	3,094	\$143	\$0	0	\$0	\$14,178,507	27,283	\$520
	Moniteau	\$1,078,897	6,235	\$173	\$72,567	476	\$152	\$300	1	\$300	\$4,515,595	11,316	\$399
	Morgan	\$1,329,989	5,732	\$232	\$100,962	501	\$202	\$0	0	\$0	\$12,464,676	16,058	\$776
	Circuit Total	\$7,590,783	40,870	\$186	\$6,180,758	28,135	\$220	\$961	4	\$240	\$106,439,010	142,814	\$745
27	Bates	\$3,739,392	19,769	\$189	\$199,946	1,283	\$156	\$384	3	\$128	\$10,064,767	30,521	\$330
	Henry	\$2,402,526	15,527	\$155	\$763,574	6,808	\$115	\$0	0	\$0	\$7,500,675	31,900	\$235
	St. Clair	\$2,271,687	12,519	\$181	\$1,264,577	8,508	\$149	\$793	6	\$132	\$7,432,694	26,209	\$284
	Circuit Total	\$8,413,604	47,815	\$176	\$2,248,096	16,599	\$135	\$1,177	9	\$131	\$24,998,136	88,630	\$282
28	Barton	\$890,128	6,213	\$143	\$17,039	139	\$123	\$0	0	\$0	\$2,332,780	9,415	\$248
	Cedar	\$393,098	4,013	\$98	\$137,381	945	\$145	\$0	0	\$0	\$3,633,633	11,119	\$327
	Dade	\$283,587	2,712	\$105	\$55,567	574	\$97	\$0	0	\$0	\$2,110,980	6,623	\$319
	Vernon	\$638,231	4,860	\$131	\$32,633	103	\$317	\$0	0	\$0	\$8,472,414	16,722	\$507
	Circuit Total	\$2,205,043	17,798	\$124	\$242,619	1,761	\$138	\$0	0	\$0	\$16,549,807	43,879	\$377
29	Jasper	\$4,293,609	27,939	\$154	\$2,128,875	11,980	\$178	\$170	2	\$85	\$36,604,355	68,048	\$538
	Circuit Total	\$4,293,609	27,939	\$154	\$2,128,875	11,980	\$178	\$170	2	\$85	\$36,604,355	68,048	\$538
30	Benton	\$1,272,510	9,015	\$141	\$387,228	2,453	\$157.86	\$1,013	5	\$202.60	\$7,779,685	20,387	\$382
	Dallas	\$1,902,850	18,735	\$102	\$510,580	5,033	\$101	\$0	0	\$0	\$9,301,599	34,492	\$270
	Hickory	\$241,664	2,164	\$112	\$0	0	\$0	\$0	0	\$0	\$2,725,835	6,824	\$399
	Polk	\$4,572,394	28,738	\$159	\$222,558	1,308	\$170	\$0	0	\$0	\$15,079,968	41,877	\$360
	Webster	\$2,196,308	17,045	\$129	\$2,134,942	16,408	\$130	\$0	0	\$0	\$10,857,276	42,373	\$256
	Circuit Total	\$10,185,726	75,697	\$135	\$3,255,308	25,202	\$129	\$1,013	5	\$203	\$45,744,363	145,953	\$313
31	Greene	\$4,866,563	31,466	\$155	\$1,751,567	14,469	\$121	\$1,633,264	8,151	\$200	\$33,261,636	138,484	\$240
	Circuit Total	\$4,866,563	31,466	\$155	\$1,751,567	14,469	\$121	\$1,633,264	8,151	\$200	\$33,261,636	138,484	\$240
32	Bollinger	\$207,275	1,482	\$140	\$340,430	1,872	\$182	\$0	0	\$0	\$3,030,994	7,199	\$421
	Cape Girardeau	\$1,924,737	10,788	\$178	\$652,583	4,648	\$140	\$0	0	\$0	\$24,938,293	41,996	\$594
	Perry	\$1,918,808	9,305	\$206	\$993	5	\$199	\$0	0	\$0	\$8,130,191	18,436	\$441
	Circuit Total	\$4,050,820	21,575	\$188	\$994,005	6,525	\$152	\$0	0	\$0	\$36,099,478	67,631	\$534
33	Mississippi	\$1,367,368	7,852	\$174	\$61,218	329	\$186	\$0	0	\$0	\$8,462,914	15,582	\$543
	Scott	\$1,491,930	8,948	\$167	\$582,448	4,199	\$139	\$543	5	\$109	\$22,563,433	31,877	\$708
	Circuit Total	\$2,859,298	16,800	\$170	\$643,666	4,528	\$142	\$543	5	\$109	\$31,026,346	47,459	\$654
34	New Madrid	\$1,398,770	7,947	\$176	\$1,336,020	8,054	\$166	\$0	0	\$0	\$8,156,132	28,013	\$291
	Pemiscot	\$4,309,366	25,775	\$167	\$1,405,796	6,776	\$207	\$449	3	\$150	\$12,015,028	45,390	\$265
	Circuit Total	\$5,708,136	33,722	\$169	\$2,741,817	14,830	\$185	\$449	3	\$150	\$20,171,160	73,403	\$275
35	Dunklin	\$740,210	4,709	\$157	\$1,971,927	16,514	\$119	\$0	0	\$0	\$6,651,772	36,490	\$182
	Stoddard	\$478,563	5,223	\$92	\$144,612	1,061	\$136	\$0	0	\$0	\$3,639,773	18,436	\$197
	Circuit Total	\$1,218,773	9,932	\$123	\$2,116,539	17,575	\$120	\$0	0	\$0	\$10,291,545	54,926	\$187
36	Butler	\$1,240,151	8,783	\$141	\$360,075	1,885	\$191	\$0	0	\$0	\$9,645,364	22,621	\$426
	Ripley	\$346,311	2,450	\$141	\$527,672	3,677	\$144	\$0	0	\$0	\$4,172,936	12,410	\$336
	Circuit Total	\$1,586,461	11,233	\$141	\$887,747	5,562	\$160	\$0	0	\$0	\$13,818,300	35,031	\$394
37	Carter	\$1,610,146	10,663	\$151	\$2,240,172	11,738	\$191	\$0	0	\$0	\$5,920,050	26,084	\$227
	Howell	\$3,492,321	25,736	\$136	\$760	5	\$152	\$0	0	\$0	\$14,401,757	39,224	\$367
	Oregon	\$354,830	2,141	\$166	\$230,167	1,382	\$167	\$0	0	\$0	\$2,149,601	6,135	\$350
	Shannon	\$417,198	3,822	\$109	\$1,072,941	5,732	\$187	\$0	0	\$0	\$4,570,541	16,787	\$272
	Circuit Total	\$5,874,495	42,362	\$139	\$3,544,040	18,857	\$188	\$0	0	\$0	\$27,041,949	88,230	\$306
38	Christian	\$1,581,628	13,692	\$116	\$3,475,571	27,394	\$127	\$5,802	163	\$36	\$13,831,630	63,547	\$218
	Circuit Total	\$1,581,628	13,692	\$116	\$3,475,571	27,394	\$127	\$5,802	163	\$36	\$13,831,630	63,547	\$218
39	Barry	\$1,263,022	9,917	\$127	\$2,095,494	13,417	\$156	\$322	2	\$161	\$16,781,930	38,529	\$436
	Lawrence	\$699,031	5,703	\$123	\$1,684,923	9,098	\$185	\$3,030	5	\$606	\$16,154,082	34,855	\$463
	Stone	\$627,125	6,484	\$97	\$865,990	5,731	\$151	\$131	1	\$131	\$11,596,013	24,435	\$475
	Circuit Total	\$2,589,177	22,104	\$117	\$4,646,407	28,246	\$164	\$3,482	8	\$435	\$44,532,000	97,819	\$455
40	McDonald	\$1,079,927	7,440	\$145	\$5,877,390	33,447	\$176	\$19,022	85	\$224	\$11,743,211	55,849	\$210
	Newton	\$3,143,304	20,094	\$156	\$6,732,156	35,094	\$192	\$1,657	11	\$151	\$21,040,528	79,402	\$265
	Circuit Total	\$4,223,230	27,534	\$153	\$12,609,547	68,541	\$184	\$20,679	96	\$215	\$32,783,739	135,251	\$242
41	Macon	\$1,561,292	9,553	\$163	\$1,066,236	8,117	\$131	\$0	0	\$0	\$7,471,342	23,999	\$311
	Shelby	\$773,947	4,229	\$183	\$8,494	41	\$207	\$0	0	\$0	\$2,883,790	7,043	\$409
	Circuit Total	\$2,335,239	13,782	\$169	\$1,074,729	8,158	\$132	\$0	0	\$0	\$10,355,132	31,042	\$334
42	Crawford	\$3,041,345	18,951	\$160	\$1,491,518	9,989	\$149	\$73	1	\$73	\$21,835,059	45,467	\$480
	Dent	\$1,443,797	9,779	\$148	\$962,615	4,336	\$222	\$0	0	\$0	\$9,660,655	19,876	\$486
	Iron	\$517,521	3,102	\$167	\$132,621	708	\$187	\$0	0	\$0	\$4,711,162	8,089	\$582
	Reynolds	\$76,743	501	\$153	\$33,112	199	\$166	\$211	1	\$211	\$2,577,900	5,528	\$466
	Wayne	\$1,458,898	9,658	\$151	\$125,864	830	\$152	\$0	0	\$0	\$6,756,130	18,204	\$371
	Circuit Total	\$6,538,303	41,991	\$156	\$2,745,730	16,062	\$171	\$284	2	\$142	\$45,540,906	97,164	\$469
43	Caldwell	\$1,324,209	6,300	\$210	\$160,617	1,374	\$117	\$0	0	\$0	\$9,764,739	11,990	\$814
	Clinton	\$2,111,869	10,864	\$194	\$1,252,277	10,180	\$123	\$0	0	\$0	\$10,202,248	28,690	\$356
	Daviess	\$1,753,094	12,903	\$136	\$152,224	1,451	\$105	\$0	0	\$0	\$7,979,728	19,221	\$415
	DeKalb	\$654,509	3,443	\$190	\$10,349	78	\$133	\$0	0	\$0	\$10,044,045	9,015	\$1,114
	Livingston	\$1,805,586	12,056	\$150	\$1,074,339	7,330	\$147	\$144	2	\$72	\$10,487,174	25,177	\$417
	Circuit Total	\$7,											

**Table 86
FY 2020
Debt Collection Program**

Cir. No.	County	Amount Collected	Cir. No.	County	Amount Collected	Cir. No.	County	Amount Collected
1	Clark	\$3,690	19	Cole	\$10,688	33	Mississippi	\$18,331
	Schulyer	\$1,762		Circuit Total	\$10,688		Scott	\$36,748
	Scotland	\$595	20	Franklin	\$28,252		Circuit Total	\$55,079
	Circuit Total	\$6,047		Gasconade	\$2,100	34	New Madrid	\$3,705
2	Adair	\$2,886		Osage	\$5,033		New Madrid Municipal	\$0
	Knox	\$590		Circuit Total	\$35,385		Pemiscot	\$5,778
	Lewis	\$1,901	21	St. Louis County	\$134,075		Caruthersville Municipal	\$0
	Circuit Total	\$5,377		City of Bella Villa Municipal	\$0		Portageville Municipal	\$0
3	Grundy	\$0		Bel-Ridge Municipal	\$3,064		Circuit Total	\$9,483
	Harrison	\$0		Beverly Hills Municipal	\$1,103	35	Dunklin	\$565
	Mercer	\$46		Charlack Municipal	\$1,474		Stoddard	\$11,808
	Putnam	\$529		Greendale	\$74		Kennett Municipal	\$185
	Circuit Total	\$575		Normandy Municipal	\$536		Circuit Total	\$12,558
4	Atchison	\$444		Northwoods Municipal	\$1,284	36	Butler	\$14,188
	Gentry	\$910		Pine Lawn Municipal	\$623		Ripley	\$1,504
	Holt	\$1,895		Vinita Park Municipal	\$1,787		Circuit Total	\$15,692
	Nodaway	\$2,492		St. Ann Municipal	\$3,318	37	Carter	\$6,747
	Worth	\$0		Wellston Municipal	\$1,760		Howell	\$34,891
	Circuit Total	\$5,741		Ellisville Municipal	\$1,966		Oregon	\$4,902
5	Andrew	\$3,225		Circuit Total	\$151,064		Shannon	\$9,578
	Buchanan	\$6,182	22	City of St. Louis	\$0		Circuit Total	\$56,118
	Circuit Total	\$9,407		Circuit Total	\$0	38	Christian	\$40,747
6	Platte	\$17,744	23	Jefferson	\$20,327		Billings	\$17
	Weston Municipal	\$534		Circuit Total	\$20,327		Clever	\$0
	Circuit Total	\$18,278	24	Madison	\$1,453		Circuit Total	\$40,764
7	Clay	\$2,658		St. Francois	\$13,301	39	Barry	\$16,862
	Circuit Total	\$2,658		Ste. Genevieve	\$8,829		Cassville Municipal	\$259
8	Carroll	\$6,027		Washington	\$6,511		Lawrence	\$25,053
	Ray	\$6,335		Desloge	\$348		Aurora Municipal	\$11,442
	Circuit Total	\$12,362		Park Hills	\$1,137		Stone	\$13,617
9	Chariton	\$1,122		Circuit Total	\$31,579		Crane Municipal	\$0
	Linn	\$0	25	Maries	\$525		Circuit Total	\$67,233
	Sullivan	\$0		Phelps	\$13,907	40	McDonald	\$12,559
	Circuit Total	\$1,122		Pulaski	\$33,529		Anderson Municipal	\$0
10	Marion	\$0		Texas	\$30,882		Goodman Municipal	\$0
	Monroe	\$0		Richland Municipal	\$0		Newton	\$12,386
	Ralls	\$2,508		Rolla Municipal	\$885		Neosho Municipal	\$0
	Circuit Total	\$2,508	26	Camden	\$23,548		Seneca Municipal	\$807
11	St. Charles	\$85,221		Laclede	\$9,873		Southwest Municipal	\$0
	Circuit Total	\$85,221		Miller	\$10,673		Noel Municipal	\$0
12	Audrain	\$10,200		Moniteau	\$715		Pineville Municipal	\$706
	Montgomery	\$5,766		Morgan	\$6,992		Circuit Total	\$26,458
	Warren	\$16,727		Eldon Municipal	\$0	41	Macon	\$6,906
	Mexico	\$0		Sunrise Beach Municipal	\$0		Macon Municipal	\$916
	New Florence	\$346		Circuit Total	\$51,801		Shelby	\$1,842
	Circuit Total	\$33,039	27	Bates	\$12,063		Circuit Total	\$9,664
13	Boone	\$50,979		Henry	\$905	42	Crawford	\$1,727
	Callaway	\$29,315		St. Clair	\$5,270		Dent	\$1,814
	Hotts Summit Municipal	\$183		Circuit Total	\$18,238		Iron	\$1,778
	Circuit Total	\$80,477	28	Barton	\$4,941		Reynolds	\$1,004
14	Howard	\$0		Cedar	\$3,320		Wayne	\$0
	Randolph	\$2,411		Dade	\$887		Circuit Total	\$6,323
	Circuit Total	\$2,411	29	Vernon	\$7,169	43	Caldwell	\$0
15	Lafayette	\$21,613		Circuit Total	\$16,317		Clinton	\$5,982
	Saline	\$17,206	30	Benton	\$5,527		Daviess	\$1,370
	Circuit Total	\$38,819		Dallas	\$860		DeKalb	\$583
16	Jackson	\$27,308		Hickory	\$1,083		Livingston	\$2,594
	Lake Lotawana Municipal	\$0		Polk	\$24,594		Circuit Total	\$10,529
	Lake Tapawingo Municipal	\$133		Webster	\$9,107	44	Douglas	\$971
	Circuit Total	\$27,441		Marshfield Municipal	\$473		Ozark	\$0
17	Cass	\$13,266		Rogersville Municipal	\$1,341		Wright	\$2,889
	Johnson	\$1,710		Warsaw Municipal	\$37		Circuit Total	\$3,860
	Circuit Total	\$14,976	31	Greene	\$158,587	45	Lincoln	\$52,350
18	Cooper	\$16,637		Willard Municipal	\$0		Pike	\$4,741
	Pettis	\$12,764		Circuit Total	\$158,587		Louisiana Municipal	\$0
	Sedalia Municipal	\$935	32	Bollinger	\$1,538		Circuit Total	\$57,091
	Circuit Total	\$30,336		Cape Girardeau	\$19,152	46	Taney	\$18,131
				Perry	\$9,391		Circuit Total	\$18,131
				Circuit Total	\$30,081		STATE TOTAL	\$1,447,382

Table 87
FY 2020
Tax Offset Program

Cir. No.	County	Number of Intercepts	Amount Intercepted	Cir. No.	County	Number of Intercepts	Amount Intercepted	Cir. No.	County	Number of Intercepts	Amount Intercepted
1	Clark	88	\$11,630	19	Cole	1034	\$144,916	33	Mississippi	146	\$22,737
	Schulyer	15	\$1,339		Circuit Total	1034	\$144,916		Scott	519	\$73,226
	Scotland	18	\$3,417						Circuit Total	665	\$95,963
	Circuit Total	121	\$16,386	20	Franklin	830	\$156,998	34	New Madrid Municipal	19	\$1,744
2	Adair	9	\$1,287		Osage	64	\$10,793		Morehouse Municipal	1	\$44
	Knox	2	\$133		Gasconade	81	\$13,404		New Madrid	29	\$4,361
	Lewis	4	\$281		Union Municipal	33	\$3,272		Pemiscot	19	\$1,993
	Circuit Total	15	\$1,701		Gerald Municipal	1	\$40		Cauthersville Municipal	4	\$280
3	Grundy	14	\$2,242		St. Clair Municipal	6	\$390		Circuit Total	72	\$8,421
	Harrison	7	\$1,051	21	Wellston Municipal Court	72	\$5,443	35	Kennett Municipal Court	36	\$2,467
	Mercer	15	\$1,900		St. Ann Municipal Court	322	\$29,946		Dunklin	4	\$525
	Putnam	27	\$9,985		Vinita Park Municipal Court	286	\$28,259		Stoddard	184	\$24,065
	Circuit Total	63	\$15,177		21st Judicial Circuit	933	\$121,543		Circuit Total	224	\$27,057
4	Tarkio Municipal	3	\$972		Bel-Ridge Municipal Court	86	\$9,712	36	Butler Circuit Division	57	\$7,777
	Atchison	8	\$925		Bella Villa Municipal	4	\$210		Ripley County Circuit Cour	37	\$5,688
	Gentry	19	\$3,216		Charlack Municipal	118	\$9,368		Circuit Total	94	\$13,465
	Holt	13	\$2,073		Northwoods Municipal Cour	99	\$9,429	37	Carter Circuit Division I	86	\$11,212
	Nodaway	68	\$13,376		Pine Lawn Municipal	12	\$1,397		Howell Circuit Division	345	\$53,427
	Worth	1	\$60		Ellisville Municipal	33	\$2,818		Oregon Circuit Division	47	\$5,147
	Circuit Total	112	\$20,622		Circuit Total	1965	\$218,125		Shannon Circuit Division	139	\$21,055
5	Andrew	101	\$12,804	22	City of St. Louis	812	\$95,881		Circuit Total	617	\$90,841
	Buchanan	462	\$66,268		Circuit Total	812	\$95,881	38	Christian	434	\$62,656
	Circuit Total	563	\$79,071	23	Jefferson	1114	\$159,529		Billings Municipal	1	\$112
6	Weston Municipal	2	\$255		Circuit Total	1114	\$159,529		Nixa Municipal	4	\$592
	Platte	89	\$12,297	24	Madison	81	\$10,050		Clever Municipal	6	\$838
	Circuit Total	91	\$12,552		St. Francois	563	\$90,522		Circuit Total	445	\$64,198
7	Clay	326	\$40,850		Ste. Genevieve	206	\$40,754	39	Barry	567	\$96,971
	Circuit Total	326	\$40,850		Washington	117	\$16,456		Lawrence	444	\$80,854
8	Carroll	41	\$7,199	25	Maries	7	\$460		Stone	339	\$50,606
	Ray	91	\$12,955		Rolla Municipal Court	30	\$3,444		Cassville Municipal	10	\$885
	Circuit Total	132	\$20,154		Phelps	471	\$81,311		Seligman Municipal	7	\$799
9	Chariton	30	\$5,300		Richland Municipal	2	\$179		Aurora Municipal	30	\$3,409
	Linn	83	\$9,185		Pulaski	325	\$56,372		Crane Municipal	8	\$938
	Sullivan	7	\$864		Texas	292	\$54,128		Circuit Total	1405	\$234,460
	Circuit Total	120	\$15,349		Circuit Total	1127	\$195,894	40	Lanagan Municipal	4	\$306
10	Marion	163	\$27,481	26	Sunrise Beach Municipal	6	\$1,001		Pineville Municipal	4	\$581
	Monroe	25	\$4,108		Camden	503	\$71,820		Anderson Municipal	8	\$1,076
	Ralls	165	\$28,974		Lebanon Municipal	177	\$25,318		Noel Municipal	20	\$2,120
	Circuit Total	353	\$60,563		Laclede	654	\$137,428		Southwest City Municipal	6	\$774
11	St. Charles	52	\$6,169		Eldon Municipal	3	\$523		McDonald	68	\$8,865
	St. Charles Municipal	908	\$105,911		Miller	382	\$60,243		Granby	1	\$73
	Circuit Total	960	\$112,080		Moniteau	71	\$13,917		Seneca Municipal	42	\$5,214
12	Audrain	653	\$113,294		Morgan	171	\$31,849		Neosho Municipal	65	\$7,067
	Mexico Municipal	2	\$212		Circuit Total	1967	\$342,099		Newton	319	\$41,925
	Montgomery	268	\$44,303	27	Bates	252	\$38,955		Circuit Total	537	\$67,998
	Warren	620	\$99,472		Henry	47	\$6,533	41	Macon Municipal	26	\$2,964
	Circuit Total	1543	\$257,280		St. Clair	67	\$12,695		Macon	188	\$28,473
13	Boone	903	\$87,022		Circuit Total	366	\$58,183		Shelby	64	\$11,854
	Callaway	589	\$70,994	28	Barton	47	\$5,837		Circuit Total	278	\$43,291
	Fulton Municipal	2	\$87		Cedar	42	\$6,905	42	Crawford	221	\$35,891
	Holts Summit Municipal	18	\$2,320		Dade	38	\$7,547		Dent	86	\$15,268
	Circuit Total	1512	\$160,423		Vernon	217	\$30,793		Iron	30	\$5,574
14	Howard	29	\$3,984		Circuit Total	344	\$51,082		Reynolds	32	\$4,938
	Moberly Municipal	3	\$160	29	Jasper	450	\$77,777		Wayne	50	\$8,270
	Randolph	90	\$11,299		Oronogo Municipal	6	\$409		Piedmont Municipal	3	\$267
	Circuit Total	122	\$15,443		Circuit Total	456	\$78,187		Circuit Total	422	\$70,208
15	Lafayette	368	\$61,253	30	Benton	132	\$21,577	43	Caldwell	60	\$14,613
	Saline	257	\$50,686		Dallas	118	\$16,562		Cameron Municipal	7	\$697
	Odessa Municipal	3	\$280		Hickory	27	\$5,498		Clinton	101	\$19,032
	Circuit Total	628	\$112,219		Polk	516	\$70,925		Daviess	99	\$19,508
16	Jackson	621	\$79,714		Webster	276	\$41,041		Dekalb	175	\$34,772
	Lees Summit Municipal	124	\$12,725		Marshfield Municipal	13	\$1,323		Livingston	164	\$28,883
	Lake Lotawana Municipa	3	\$257		Rogersville Municipal	24	\$1,737		Circuit Total	606	\$117,504
	Circuit Total	748	\$92,696		Warsaw Municipal	5	\$275	44	Douglas	5	\$748
17	Cass	152	\$23,598		Circuit Total	1111	\$158,938		Ozark	5	\$273
	Johnson	94	\$15,721	31	Greene	1561	\$225,925		Wright	67	\$13,218
	Circuit Total	246	\$39,319		Greene County Juvenile	130	\$3,825		Circuit Total	77	\$14,239
18	Cooper	164	\$26,501	32	Bollinger	43	\$7,458	45	Lincoln Circuit Division	719	\$113,099
	Pettis	337	\$51,326		Cape Girardeau	636	\$98,098		Pike Circuit Division	103	\$14,981
	Sedalia Municipal	9	\$853		Perry	189	\$28,164		Circuit Total	822	\$128,080
	Circuit Total	510	\$78,680		Circuit Total	868	\$133,720	46	Taney Circuit Division	202	\$24,949
									Circuit Total	202	\$24,949
								STATE TOTAL		29,468	\$4,360,221.39

Table 88
Annual Report on the Finances of the Judicial Department, Calendar Year 2019
Supreme Court and Court of Appeals

Court	Expenditures		Receipts	Disbursements
	State Funded FTE	State Funded Operations		
Supreme Court*	\$3,683,494	\$1,277,014	\$49,721	\$49,128
Court of Appeals				
Eastern	\$4,798,263	\$465,238	\$12,457	\$12,457
Southern	\$1,211,635	\$239,568	\$5,144	\$5,144
Western	\$3,783,965	\$435,163	\$10,581	\$10,581

* Supreme court does not include Basic Civil Legal Services.

Table 89

Annual Report on the Finances of the Judicial Department, Calendar Year 2019

Circuit Court

Circuit	County	FTE	Non-state Funded Personnel	Non-state Funded Operations	Grants	State Funded FTE	State Funded Personnel	State Funded Operations	Total	Receipts	Disbursements
1	Clark	0.00	\$0	\$8,104	\$0	4.02	\$248,264	\$35,466	\$291,834	\$617,978	\$653,794
	Schuyler	0.00	\$0	\$6,983	\$0	3.30	\$228,397	\$0	\$235,380	\$185,412	\$130,457
	Scotland	0.00	\$0	\$11,401	\$0	3.36	\$231,039	\$0	\$242,441	\$162,889	\$60,875
	Circuit Total	0.00	\$0	\$26,489	\$0	10.68	\$707,700	\$35,466	\$769,655	\$966,278	\$845,126
2	Adair	0.00	\$0	\$16,275	\$0	3.45	\$353,096	\$53,225	\$422,596	\$608,254	\$655,902
	Knox	0.00	\$0	\$0	\$0	3.83	\$233,175	\$0	\$233,175	\$174,532	\$193,533
	Lewis	0.00	\$0	\$0	\$0	4.40	\$256,877	\$234	\$257,111	\$429,938	\$406,001
	Circuit Total	0.00	\$0	\$16,275	\$0	11.68	\$843,148	\$53,459	\$912,882	\$1,212,725	\$1,255,436
3	Grundy	0.00	\$0	\$0	\$0	4.40	\$261,296	\$17,409	\$278,705	\$276,380	\$301,976
	Harrison	0.00	\$0	\$19,267	\$0	4.75	\$271,987	\$2,048	\$293,301	\$572,272	\$536,089
	Mercer	0.00	\$0	\$6,235	\$0	3.35	\$230,173	\$519	\$236,927	\$82,441	\$85,668
	Putnam	0.03	\$3,590	\$4,289	\$0	3.36	\$233,218	\$0	\$241,097	\$232,165	\$183,725
	Circuit Total	0.03	\$3,590	\$28,790	\$0	15.86	\$996,674	\$19,976	\$1,050,030	\$1,163,258	\$1,107,457
4	Atchison	0.00	\$3,788	\$19,424	\$0	3.79	\$246,839	\$0	\$270,051	\$341,739	\$324,327
	Gentry	0.00	\$10,627	\$0	\$0	3.03	\$221,701	\$0	\$232,328	\$239,373	\$241,198
	Holt	0.25	\$3,962	\$11,573	\$0	3.35	\$229,311	\$369	\$245,215	\$345,840	\$362,031
	Nodaway	0.00	\$0	\$23,287	\$0	5.44	\$294,411	\$15	\$317,713	\$530,581	\$543,621
	Worth	0.00	\$0	\$409	\$0	2.89	\$217,592	\$0	\$218,000	\$72,803	\$88,222
	Circuit Total	0.25	\$18,376	\$54,694	\$0	18.50	\$1,209,854	\$384	\$1,283,308	\$1,530,336	\$1,559,399
5	Andrew	0.00	\$0	\$11,571	\$0	5.97	\$303,052	\$0	\$314,623	\$897,907	\$866,051
	Buchanan	1.94	\$54,744	\$220,888	\$0	27.32	\$1,067,700	\$27,141	\$1,370,473	\$5,015,761	\$4,102,452
	Circuit Total	1.94	\$54,744	\$232,459	\$0	33.29	\$1,370,752	\$27,141	\$1,685,096	\$5,913,668	\$4,968,503
6	Platte	3.00	\$113,333	\$198,241	\$0	24.75	\$1,092,600	\$151,668	\$1,555,843	\$4,273,127	\$6,302,556
	Circuit Total	3.00	\$113,333	\$198,241	\$0	24.75	\$1,092,600	\$151,668	\$1,555,843	\$4,273,127	\$6,302,556
7	Clay	9.00	\$554,599	\$27,371	\$0	50.02	\$1,933,631	\$432,365	\$2,947,966	\$5,720,179	\$5,532,652
	Circuit Total	9.00	\$554,599	\$27,371	\$0	50.02	\$1,933,631	\$432,365	\$2,947,966	\$5,720,179	\$5,532,652
8	Carroll	0.25	\$6,864	\$15,845	\$0	3.68	\$239,915	\$156	\$262,780	\$227,144	\$215,930
	Ray	1.33	\$35,889	\$10,081	\$0	8.09	\$367,083	\$1,089	\$414,141	\$948,191	\$2,306,797
	Circuit Total	1.58	\$42,753	\$25,926	\$0	11.76	\$606,997	\$1,245	\$676,921	\$1,175,335	\$2,522,727
9	Chariton	0.00	\$0	\$0	\$0	3.63	\$241,851	\$0	\$241,851	\$239,067	\$212,159
	Linn	0.00	\$0	\$4,464	\$0	4.99	\$278,689	\$36,076	\$319,229	\$587,433	\$480,999
	Sullivan	0.00	\$0	\$5,596	\$0	3.38	\$236,414	\$1,000	\$243,010	\$239,521	\$210,432
	Circuit Total	0.00	\$0	\$10,060	\$0	12.00	\$756,954	\$37,075	\$804,090	\$1,066,021	\$903,590
10	Marion	0.00	\$113,201	\$0	\$0	10.24	\$473,428	\$15,103	\$601,732	\$818,284	\$981,086
	Monroe	0.00	\$0	\$11,922	\$0	3.14	\$224,725	\$0	\$236,647	\$275,121	\$297,494
	Ralls	0.80	\$3,011	\$16,175	\$0	4.07	\$255,225	\$0	\$274,412	\$371,612	\$369,814
	Circuit Total	0.80	\$116,212	\$28,097	\$0	17.45	\$953,378	\$15,103	\$1,112,791	\$1,465,018	\$1,648,394
11	St. Charles	4.00	\$252,276	\$458,068	\$47,700	68.49	\$2,814,133	\$1,057,505	\$4,581,982	\$8,402,934	\$8,071,012
	Circuit Total	4.00	\$252,276	\$458,068	\$47,700	68.49	\$2,814,133	\$1,057,505	\$4,581,982	\$8,402,934	\$8,071,012
12	Audrain	0.00	\$13,633	\$24,660	\$0	8.57	\$377,128	\$4,168	\$419,589	\$840,145	\$855,636
	Montgomery	0.00	\$0	\$30,807	\$0	5.75	\$301,926	\$2,189	\$334,922	\$614,012	\$704,461
	Warren	0.73	\$7,140	\$91,524	\$0	11.47	\$574,839	\$3,689	\$677,192	\$1,112,167	\$305,513
	Circuit Total	0.73	\$20,773	\$146,991	\$0	25.79	\$1,253,894	\$10,046	\$1,431,703	\$2,566,324	\$1,590,611
13	Boone	35.60	\$1,430,173	\$1,466,505	\$74,196	42.42	\$1,737,417	\$31,818	\$4,665,913	\$7,555,291	\$4,211,764
	Callaway	3.25	\$95,169	\$198,608	\$54,624	13.84	\$648,968	\$18,511	\$961,256	\$1,203,197	\$1,206,991
	Circuit Total	38.85	\$1,525,342	\$1,665,113	\$128,820	56.26	\$2,386,385	\$50,330	\$5,627,169	\$8,758,488	\$5,418,755
14	Howard	1.00	\$22,427	\$0	\$0	3.83	\$242,960	\$0	\$265,386	\$303,238	\$347,489
	Randolph	1.00	\$21,865	\$0	\$0	10.31	\$431,014	\$5,996	\$719,444	\$719,444	\$728,014
	Circuit Total	2.00	\$44,292	\$0	\$0	14.15	\$673,974	\$5,996	\$724,262	\$1,022,682	\$1,075,503
15	Lafayette	0.00	\$0	\$47,465	\$23,822	11.99	\$605,490	\$7,334	\$680,289	\$1,947,315	\$1,539,549
	Saline	0.00	\$0	\$83,777	\$42,882	8.98	\$505,378	\$4,107	\$593,261	\$1,068,014	\$1,610,603
	Circuit Total	0.00	\$0	\$131,242	\$66,704	20.97	\$1,110,868	\$11,441	\$1,253,551	\$3,615,329	\$3,150,153
16	Jackson	154.85	\$6,653,438	\$3,528,325	\$0	166.07	\$6,319,160	\$3,039,840	\$19,540,763	\$11,126,494	\$11,527,207
	Circuit Total	154.85	\$6,653,438	\$3,528,325	\$0	166.07	\$6,319,160	\$3,039,840	\$19,540,763	\$11,126,494	\$11,527,207
17	Cass	1.00	\$32,484	\$294,145	\$0	23.86	\$1,158,773	\$41,432	\$1,526,834	\$2,485,044	\$2,245,355
	Johnson	0.50	\$1,154	\$219,497	\$19,683	12.91	\$628,012	\$1,060	\$849,723	\$1,161,739	\$1,366,892
	Circuit Total	1.50	\$33,638	\$513,642	\$19,683	36.77	\$1,786,785	\$42,492	\$2,376,557	\$3,646,783	\$3,612,248
18	Cooper	0.00	\$0	\$18,812	\$0	7.71	\$361,129	\$1,597	\$381,538	\$873,243	\$833,951
	Pettis	1.00	\$30,695	\$52,361	\$0	15.87	\$712,051	\$9,055	\$804,163	\$1,323,509	\$1,336,445
Circuit Total	1.00	\$30,695	\$71,173	\$0	23.57	\$1,073,180	\$10,652	\$1,185,700	\$2,196,751	\$2,170,396	
19	Cole	5.50	\$366,568	\$248,211	\$554	24.19	\$853,578	\$227,109	\$1,695,466	\$2,294,326	\$2,280,863
	Circuit Total	5.50	\$366,568	\$248,211	\$554	24.19	\$853,578	\$227,109	\$1,695,466	\$2,294,326	\$2,280,863
20	Franklin	1.00	\$29,580	\$53,419	\$0	29.10	\$1,245,111	\$1,094	\$1,329,204	\$3,840,621	\$3,792,952
	Gasconade	1.50	\$34,692	\$21,940	\$0	4.82	\$279,981	\$300	\$336,913	\$281,054	\$279,461
	Osage	0.00	\$0	\$0	\$0	4.05	\$234,180	\$0	\$234,180	\$188,693	\$189,868
	Circuit Total	2.50	\$64,272	\$75,359	\$0	37.97	\$1,759,273	\$1,394	\$1,900,297	\$4,310,368	\$4,262,281
21	St. Louis County	127.50	\$4,696,098	\$2,337,699	\$1,760,955	199.52	\$7,869,047	\$2,710,264	\$17,613,108	\$35,220,357	\$34,227,203
	Circuit Total	127.50	\$4,696,098	\$2,337,699	\$1,760,955	199.52	\$7,869,047	\$2,710,264	\$17,613,108	\$35,220,357	\$34,227,203
22	City of St. Louis	73.00	\$3,621,165	\$4,767,340	\$336,124	120.53	\$4,710,184	\$2,496,540	\$15,595,229	\$14,701,117	\$15,239,618
	Circuit Total	73.00	\$3,621,165	\$4,767,340	\$336,124	120.53	\$4,710,184	\$2,496,540	\$15,595,229	\$14,701,117	\$15,239,618
23	Jefferson	-	\$0	\$0	\$56,808	54.64	\$2,306,026	\$448,319	\$2,754,345	\$5,352,962	\$4,792,401
	Circuit Total	0.00	\$0	\$0	\$56,808	54.64	\$2,306,026	\$448,319	\$2,754,345	\$5,352,962	\$4,792,401
24	Madison	0.00	\$0	\$10,488	\$0	4.89	\$272,953	\$0	\$283,441	\$388,465	\$330,110
	St. Francois	0.87	\$27,300	\$150,186	\$144,000	20.13	\$842,712	\$22,794	\$1,042,991	\$1,466,946	\$1,543,563
	St. Genevieve	0.75	\$16,513	\$7,033	\$0	7.63	\$354,986	\$0	\$378,532	\$937,569	\$959,464
	Washington	3.00	\$47,732	\$689	\$0	8.37	\$381,329	\$0	\$430,919	\$534,489	\$555,304
	Circuit Total	4.62	\$91,544	\$168,397	\$144,000	41.02	\$1,851,979	\$23,963	\$2,135,883	\$3,347,469	\$3,388,442

1. The circuit total may include circuit-level funds and FTE not assigned to a specific county.
 2. This is the numerical value for 'Total # FTE' (Full Time Equivalent) reported on the Judicial Finance Commission Report, Section 1.
 3. This is the \$ amount reported as 'Total Salary Paid' on the Judicial Finance Commission Report, Section 1.
 4. This is the \$ amount reported as 'Total Expenditures' on the Judicial Finance Commission Report, Section 2.
 5. Amount in 'Grants' may have been included in 'Non-State Funded Personnel' or 'Non-State Funded Operations'.
 6. State Funded Operations includes expenditures for programs that OSCA reimburses the counties; such as treatment court, single county juvenile salaries, CCBC statutory salaries, domestic relations resolution fund expenditures, jury fees, and interpreter fees.

Table 89
Annual Report on the Finances of the Judicial Department, Calendar Year 2019
Circuit Court

Circuit ¹	County	FTE ²	Non-state Funded Personnel ³	Non-state Funded Operations ⁴	Grants ⁵	State Funded FTE	State Funded Personnel	State Funded Operations ⁶	Total	Receipts	Disbursements	
25	Maries	0.88	\$30,667	\$8,576	\$0	3.51	\$235,443	\$0	\$274,687	\$196,856	\$186,862	
	Phelps	0.00	\$0	\$83,714	\$1,622	18.63	\$785,712	\$13,827	\$883,252	\$2,144,161	\$1,725,842	
	Pulaski	5.00	\$155,316	\$110,591	\$1,010	17.01	\$731,865	\$1,059	\$998,831	\$1,242,243	\$1,213,533	
	Texas	0.00	\$0	\$21,428	\$0	8.11	\$366,834	\$0	\$388,262	\$840,124	\$935,394	
	Circuit Total	5.88	\$185,983	\$224,309	\$2,632	47.26	\$2,119,854	\$14,886	\$2,545,033	\$4,423,384	\$4,061,632	
26	Camden	6.75	\$140,411	\$148,767	\$0	14.52	\$682,871	\$3,043	\$975,092	\$1,688,229	\$1,942,801	
	Laclede	0.00	\$40,029	\$59,517	\$30,275	13.67	\$640,142	\$691	\$740,380	\$1,016,511	\$1,029,312	
	Miller	1.00	\$22,350	\$29,562	\$0	8.93	\$394,690	\$3,599	\$450,201	\$1,182,938	\$1,318,977	
	Moniteau	0.40	\$10,440	\$15,746	\$0	4.45	\$261,525	\$114	\$287,825	\$419,343	\$401,785	
	Morgan	1.00	\$30,130	\$18,441	\$0	6.49	\$318,781	\$234	\$367,586	\$566,535	\$571,501	
		Circuit Total	9.15	\$243,360	\$272,034	\$30,275	48.06	\$2,298,008	\$7,681	\$2,821,083	\$4,873,555	\$5,264,376
27	Bates	0.00	\$0	\$41,417	\$0	7.03	\$338,030	\$1,460	\$380,907	\$629,604	\$619,673	
	Henry	2.00	\$63,755	\$65,065	\$0	8.94	\$401,894	\$15,148	\$798,029	\$798,029	\$854,958	
	St. Clair	0.00	\$0	\$28,004	\$0	4.77	\$270,610	\$2,433	\$301,047	\$392,189	\$415,743	
		Circuit Total	2.00	\$63,755	\$134,486	\$0	20.74	\$1,010,533	\$19,041	\$1,227,815	\$1,819,822	\$1,890,374
28	Barton	0.00	\$0	\$19,972	\$0	4.29	\$249,657	\$216	\$269,844	\$459,268	\$451,378	
	Cedar	0.00	\$0	\$16,276	\$0	4.74	\$268,686	\$0	\$284,962	\$262,256	\$343,956	
	Dade	1.20	\$16,463	\$28,023	\$0	3.35	\$230,818	\$0	\$275,304	\$136,129	\$143,586	
	Vernon	0.00	\$0	\$69,472	\$5,975	8.07	\$372,237	\$5,784	\$447,492	\$566,490	\$593,671	
		Circuit Total	1.20	\$16,463	\$133,742	\$5,975	20.45	\$1,121,398	\$5,999	\$1,277,602	\$1,424,142	\$1,532,591
	29	Jasper	1.00	\$31,398	\$123,267	\$2,915	36.22	\$1,414,489	\$282,115	\$1,851,269	\$3,233,187	\$3,185,553
		Circuit Total	1.00	\$31,398	\$123,267	\$2,915	\$1,414,489	\$282,115	\$1,851,269	\$3,233,187	\$3,185,553	
30	Benton	0.00	\$0	\$22,464	\$0	6.75	\$329,070	\$1,119	\$352,653	\$439,921	\$411,565	
	Dallas	0.00	\$0	\$20,752	\$0	5.45	\$291,041	\$312	\$312,106	\$386,751	\$416,956	
	Hickory	0.00	\$0	\$5,509	\$0	4.63	\$275,348	\$1,345	\$282,202	\$181,321	\$187,337	
	Polk	0.48	\$10,723	\$0	\$0	11.90	\$591,763	\$9,798	\$282,202	\$973,007	\$968,278	
	Webster	0.50	\$14,040	\$59,418	\$0	10.81	\$552,881	\$52,481	\$282,202	\$671,325	\$344,973	
		Circuit Total	0.98	\$24,763	\$108,144	\$0	39.54	\$2,040,103	\$65,055	\$2,238,065	\$2,652,325	\$2,329,108
31	Greene	27.00	\$921,129	\$0	\$155,900	85.30	\$3,329,534	\$1,019,465	\$5,270,128	\$8,855,885	\$7,611,246	
		Circuit Total	27.00	\$921,129	\$0	\$155,900	85.30	\$3,329,534	\$1,019,465	\$5,270,128	\$8,855,885	\$7,611,246
32	Bollinger	0.00	\$0	\$0	\$0	4.47	\$265,647	\$0	\$265,647	\$197,506	\$165,842	
	Cape Girardeau	0.00	\$0	\$324,001	\$81,466	23.93	\$952,294	\$67,475	\$1,343,770	\$2,041,534	\$1,773,318	
	Perry	1.20	\$43,023	\$24,226	\$4,662	6.51	\$333,138	\$1,138	\$401,525	\$618,507	\$633,269	
		Circuit Total	1.20	\$43,023	\$348,227	\$86,128	34.91	\$1,551,080	\$68,612	\$2,010,942	\$2,857,547	\$2,572,429
33	Mississippi	0.00	\$0	\$6,317	\$0	7.23	\$348,208	\$11,179	\$365,704	\$397,262	\$422,978	
	Scott	0.00	\$0	\$0	\$0	17.39	\$745,877	\$2,876	\$748,753	\$1,020,766	\$1,147,349	
		Circuit Total	0.00	\$0	\$6,317	\$0	24.62	\$1,094,085	\$14,055	\$1,114,458	\$1,418,027	\$1,570,327
34	New Madrid	0.00	\$0	\$0	\$0	8.89	\$397,465	\$2,483	\$399,948	\$979,470	\$1,008,860	
	Pemiscot	0.00	\$0	\$19,309	\$0	10.32	\$547,624	\$78	\$567,011	\$710,015	\$714,701	
		Circuit Total	0.00	\$0	\$19,309	\$0	19.21	\$945,089	\$2,561	\$966,958	\$1,689,485	\$1,723,561
35	Dunklin	0.00	\$0	\$133,536	\$70,000	14.59	\$666,395	\$2,388	\$802,319	\$787,924	\$663,357	
	Stoddard	0.00	\$0	\$70,774	\$0	13.33	\$632,215	\$642	\$703,631	\$626,747	\$707,983	
		Circuit Total	0.00	\$0	\$204,310	\$70,000	27.92	\$1,298,611	\$3,030	\$1,505,951	\$1,414,671	\$1,371,339
36	Butler	0.00	\$0	\$116,540	\$0	19.58	\$814,943	\$4,186	\$935,669	\$3,905,373	\$918,575	
	Ripley	0.00	\$0	\$33,297	\$0	6.12	\$308,010	\$0	\$341,308	\$283,574	\$278,667	
		Circuit Total	0.00	\$0	\$149,837	\$0	25.70	\$1,122,953	\$4,186	\$1,276,977	\$4,188,947	\$1,197,241
37	Carter	0.00	\$0	\$320	\$0	4.63	\$276,548	\$252	\$277,120	\$230,304	\$223,116	
	Howell	0.00	\$0	\$61,183	\$0	15.05	\$673,494	\$48,313	\$782,990	\$1,158,689	\$1,151,668	
	Oregon	0.00	\$0	\$3,406	\$0	3.64	\$237,068	\$0	\$240,474	\$422,711	\$545,035	
	Shannon	0.25	\$456	\$0	\$0	4.55	\$271,907	\$0	\$272,363	\$227,583	\$251,473	
		Circuit Total	0.25	\$456	\$64,909	\$0	27.87	\$1,459,017	\$48,565	\$1,572,947	\$2,039,287	\$2,171,292
38	Christian	0.00	\$0	\$223,466	\$0	19.31	\$814,056	\$171,554	\$1,209,076	\$1,911,395	\$1,645,582	
		Circuit Total	0.00	\$0	\$223,466	\$0	19.31	\$814,056	\$171,554	\$1,209,076	\$1,911,395	\$1,645,582
	39	Barry	0.00	\$0	\$18,863	\$0	13.70	\$639,278	\$4,911	\$663,052	\$738,795	\$961,342
Lawrence		0.00	\$0	\$80,264	\$0	14.37	\$657,210	\$4,251	\$741,725	\$760,741	\$694,738	
Stone		1.60	\$38,750	\$491,300	\$389,930	11.71	\$756,756	\$7,513	\$1,114,319	\$764,009	\$669,188	
		Circuit Total	1.60	\$38,750	\$590,427	\$389,930	39.78	\$1,873,244	\$16,674	\$2,519,095	\$2,263,545	\$2,325,268
40	McDonald	0.20	\$74,472	\$0	\$3,053	8.61	\$380,956	\$3,318	\$458,747	\$682,666	\$677,024	
	Newton	0.25	\$0	\$123,786	\$0	18.73	\$787,128	\$12,261	\$923,175	\$1,287,297	\$1,300,011	
		Circuit Total	2.25	\$74,472	\$123,786	\$3,053	27.34	\$1,168,085	\$15,578	\$1,381,922	\$1,969,963	\$1,977,035
41	Macon	0.00	\$0	\$122,234	\$0	5.71	\$300,294	\$4,679	\$304,973	\$563,488	\$575,486	
	Shelby	-	\$3,940	\$11,046	\$0	3.33	\$233,452	\$903	\$249,342	\$218,957	\$241,064	
		Circuit Total	0.00	\$3,940	\$11,046	\$0	9.04	\$533,746	\$5,583	\$554,315	\$782,444	\$816,550
42	Crawford	0.90	\$18,572	\$1,889	\$0	13.05	\$515,538	\$600	\$536,599	\$971,603	\$1,099,750	
	Dent	1.15	\$24,512	\$25,672	\$0	7.37	\$345,371	\$0	\$395,555	\$454,961	\$499,732	
	Iron	0.00	\$0	\$11,881	\$0	3.94	\$235,567	\$541	\$247,989	\$219,708	\$199,083	
	Reynolds	0.00	\$0	\$0	\$0	3.19	\$226,568	\$0	\$226,568	\$136,615	\$149,190	
	Wayne	0.00	\$8,736	\$0	\$0	6.20	\$320,261	\$11,815	\$340,812	\$456,837	\$464,417	
		Circuit Total	2.05	\$51,820	\$39,442	\$0	33.76	\$1,643,305	\$12,956	\$1,747,522	\$2,239,724	\$2,412,172
43	Caldwell	0.30	\$5,138	\$0	\$0	3.47	\$232,884	\$384	\$238,406	\$759,599	\$587,262	
	Clinton	0.00	\$0	\$13,736	\$0	6.12	\$311,409	\$96	\$325,240	\$758,658	\$827,144	
	Daviess	0.50	\$13,955	\$20,519	\$0	3.83	\$244,285	\$1,364	\$280,123	\$603,339	\$580,891	
	DeKalb	0.50	\$11,880	\$5,549	\$0	3.88	\$245,866	\$2,561	\$265,856	\$593,910	\$634,595	
	Livingston	0.00	\$0	\$9,054	\$0	5.98	\$307,623	\$1,203	\$317,880	\$832,143	\$775,438	
		Circuit Total	1.30	\$30,973	\$48,858	\$0	23.29	\$1,342,067	\$5,608	\$1,427,505	\$3,547,649	\$3,405,329
44	Douglas	0.00	\$0	\$33,146	\$0	4.79	\$271,218	\$0	\$304,364	\$263,986	\$327,055	
	Ozark	0.00	\$0	\$0	\$0	3.83	\$249,690	\$10,538	\$260,227	\$217,314	\$225,855	
	Wright	0.00	\$0	\$0	\$0	7.60	\$349,938	\$1,134	\$351,071	\$809,574	\$839,638	
		Circuit Total	0.00	\$0	\$33,146	\$0	16.22	\$870,845	\$11,671	\$915,662	\$1,290,874	\$1,392,548
45	Lincoln	2.00	\$0	\$0	\$0	14.62	\$691,902	\$3,125	\$695,027	\$1,675,403	\$1,585,333	
	Pike	0.75	\$23,088	\$56,954	\$0	5.79	\$302,926	\$1,105	\$384,073	\$651,814	\$644,515	
		Circuit Total	2.75	\$23,088	\$56,954	\$0	20.41	\$994,827	\$4,230	\$1,079,100	\$2,327,217	\$2,229,848
46	Taney	0.00	\$0	\$46,297	\$0	19.12	\$809,117	\$16,601	\$825,718	\$1,149,251	\$1,148,281	
		Circuit Total	0.00	\$0	\$46,297	\$0	19.12	\$809,117	\$16,601			

Table 90
Annual Report on the Finances of the Judicial Department, Calendar Year 2019
Circuit Court - Expenditures

Circuit	County	Interpreter	Jury	Transcripts	Travel/ Training	Treatment Court	Other ¹	Non-state Funded Operations ²
1	Clark	\$0	\$159	\$0	\$1,563	\$0	\$6,382	\$8,104
	Schulyer	\$0	\$0	\$0	\$949	\$0	\$0	\$6,983
	Scotland	\$0	\$2,542	\$0	\$1,000	\$0	\$7,860	\$11,401
	Circuit Total	\$0	\$2,700	\$0	\$3,512	\$0	\$14,242	\$26,489
2	Adair	\$256	\$9,196	\$0	\$1,949	\$0	\$4,875	\$16,275
	Knox	\$0	\$1,830	\$0	\$2,208	\$0	\$0	\$0
	Lewis	\$0	\$2,211	\$0	\$2,402	\$0	\$0	\$0
	Circuit Total	\$256	\$13,237	\$0	\$6,559	\$0	\$4,875	\$16,275
3	Grundy	\$293	\$495	\$0	\$244	\$7,162	\$0	\$0
	Harrison	\$0	\$0	\$0	\$2,084	\$0	\$17,182	\$19,267
	Mercer	\$448	\$2,122	\$0	\$2,497	\$0	\$1,167	\$6,235
	Putnam	\$0	\$0	\$0	\$1,369	\$0	\$2,920	\$4,289
Circuit Total	\$741	\$2,617	\$0	\$6,195	\$7,162	\$21,270	\$29,790	
4	Atchison	\$0	\$0	\$0	\$5,738	\$0	\$13,687	\$19,424
	Gentry	\$0	\$2,542	\$0	\$1,897	\$0	\$0	\$0
	Holt	\$95	\$173	\$0	\$1,157	\$0	\$10,149	\$11,573
	Nodaway	\$0	\$4,666	\$0	\$2,741	\$0	\$15,880	\$23,287
	Worth	\$0	\$0	\$0	\$0	\$0	\$409	\$409
	Circuit Total	\$95	\$7,381	\$0	\$11,533	\$0	\$40,124	\$54,694
5	Andrew	\$176	\$787	\$0	\$0	\$0	\$10,608	\$11,571
	Buchanan	\$1,321	\$42,693	\$1,570	\$43,314	\$0	\$131,990	\$220,888
	Circuit Total	\$1,497	\$43,480	\$1,570	\$43,314	\$0	\$142,598	\$232,459
6	Platte	\$961	\$30,026	\$0	\$6,576	\$1,257	\$159,421	\$198,241
	Circuit Total	\$961	\$30,026	\$0	\$6,576	\$1,257	\$159,421	\$198,241
7	Clay	\$6,871	\$84,795	\$7,374	\$14,125	\$3,180	\$0	\$27,371
	Circuit Total	\$6,871	\$84,795	\$7,374	\$14,125	\$3,180	\$0	\$27,371
8	Carroll	\$0	\$1,031	\$0	\$1,089	\$0	\$13,725	\$15,845
	Ray	\$1,360	\$1,681	\$0	\$1,716	\$3,334	\$1,990	\$10,081
	Circuit Total	\$1,360	\$2,712	\$0	\$2,805	\$3,334	\$15,715	\$25,926
9	Chariton	\$0	\$0	\$0	\$6,206	\$0	\$0	\$0
	Linn	\$0	\$841	\$0	\$1,621	\$0	\$2,002	\$4,464
	Sullivan	\$275	\$2,482	\$0	\$1,114	\$0	\$0	\$5,596
	Circuit Total	\$275	\$3,323	\$0	\$8,941	\$0	\$2,002	\$10,060
10	Marion	\$0	\$1,435	\$0	\$4,250	\$0	\$0	\$0
	Monroe	\$0	\$4,260	\$0	\$900	\$0	\$6,762	\$11,922
	Ralls	\$0	\$0	\$0	\$400	\$0	\$15,775	\$16,175
	Circuit Total	\$0	\$5,695	\$0	\$5,550	\$0	\$22,537	\$28,097
11	St. Charles	\$3,139	\$109,804	\$0	\$18,865	\$3,155	\$323,105	\$458,068
	Circuit Total	\$3,139	\$109,804	\$0	\$18,865	\$3,155	\$323,105	\$458,068
12	Audrain	\$0	\$2,472	\$0	\$2,683	\$20,429	\$0	\$24,660
	Montgomery	\$309	\$14,188	\$0	\$2,289	\$3,152	\$10,869	\$30,807
	Warren	\$0	\$24,377	\$0	\$1,155	\$29,094	\$36,898	\$91,524
	Circuit Total	\$309	\$41,037	\$0	\$6,127	\$52,675	\$47,767	\$146,991
13	Boone	\$6,925	\$71,570	\$0	\$26,183	\$188,703	\$1,173,124	\$1,466,505
	Callaway	\$424	\$28,339	\$0	\$4,693	\$9,528	\$155,624	\$198,608
	Circuit Total	\$7,349	\$99,909	\$0	\$30,876	\$198,231	\$1,328,748	\$1,665,113
14	Howard	\$0	\$0	\$0	\$1,074	\$0	\$0	\$0
	Randolph	\$0	\$15,494	\$0	\$0	\$8,979	\$0	\$0
	Circuit Total	\$0	\$15,494	\$0	\$1,074	\$8,979	\$0	\$0
15	Lafayette	\$1,241	\$7,335	\$0	\$0	\$0	\$38,889	\$47,465
	Saline	\$0	\$523	\$0	\$1,090	\$3,437	\$78,727	\$83,777
	Circuit Total	\$1,241	\$7,858	\$0	\$1,090	\$3,437	\$117,616	\$131,242
16	Jackson	\$58,407	\$327,196	\$0	\$117,573	\$26,677	\$2,998,472	\$3,528,325
	Circuit Total	\$58,407	\$327,196	\$0	\$117,573	\$26,677	\$2,998,472	\$3,528,325
17	Cass	\$2,734	\$64,702	\$1,069	\$14,241	\$49,143	\$162,256	\$294,145
	Johnson	\$0	\$7,106	\$0	\$0	\$390	\$212,001	\$219,497
	Circuit Total	\$2,734	\$71,808	\$1,069	\$14,241	\$49,533	\$374,257	\$513,642
18	Cooper	\$97	\$7,699	\$0	\$743	\$0	\$10,273	\$18,812
	Pettis	\$1,267	\$12,269	\$0	\$2,080	\$0	\$36,745	\$52,361
	Circuit Total	\$1,364	\$19,968	\$0	\$2,823	\$0	\$47,018	\$71,173
19	Cole	\$0	\$13,050	\$0	\$13,916	\$25,645	\$0	\$248,211
	Circuit Total	\$0	\$13,050	\$0	\$13,916	\$25,645	\$0	\$248,211
20	Franklin	\$160	\$7,855	\$0	\$0	\$9,307	\$36,097	\$53,419
	Gasconade	\$0	\$0	\$0	\$1,388	\$0	\$20,552	\$21,940
	Osage	\$0	\$145	\$0	\$355	\$0	\$0	\$0
	Circuit Total	\$160	\$8,000	\$0	\$1,743	\$9,307	\$56,649	\$75,359
21	St. Louis County	\$23,468	\$209,050	\$0	\$71,464	\$0	\$2,033,717	\$2,337,699
	Circuit Total	\$23,468	\$209,050	\$0	\$71,464	\$0	\$2,033,717	\$2,337,699
22	City of St. Louis	\$18,347	\$643,728	\$0	\$37,828	\$335,198	\$3,732,239	\$4,767,340
	Circuit Total	\$18,347	\$643,728	\$0	\$37,828	\$335,198	\$3,732,239	\$4,767,340
23	Jefferson	\$5,045	\$37,019	\$548	\$14,387	\$163,149	\$0	\$0
	Circuit Total	\$5,045	\$37,019	\$548	\$14,387	\$163,149	\$0	\$0
24	Madison	\$0	\$2,757	\$0	\$2,129	\$0	\$5,602	\$10,488
	St. Francois	\$0	\$16,232	\$1,780	\$0	\$20,613	\$111,561	\$150,186
	Ste. Genevieve	\$0	\$1,861	\$0	\$400	\$0	\$4,773	\$7,033
	Washington	\$0	\$146	\$0	\$0	\$0	\$543	\$689
	Circuit Total	\$0	\$20,995	\$1,780	\$2,529	\$20,613	\$122,480	\$168,397

1. "Other" expenditures not reported separately in Section 2B of the Judicial Finance Commission Report.

2. This is the \$ amount reported as 'Total Expenditures' on the Judicial Finance Commission Report, Section 2. Due to reporting discrepancies, the sum of specific expenditures may exceed the reported amount for 'Non State Funded Operations'.

Table 90
Annual Report on the Finances of the Judicial Department, Calendar Year 2019
Circuit Court - Expenditures

Circuit	County	Interpreter	Jury	Transcripts	Travel/ Training	Treatment Court	Other ¹	Non-state Funded Operations ²
25	Maries	\$0	\$685	\$0	\$199	\$0	\$7,693	\$8,576
	Phelps	\$589	\$28,869	\$0	\$3,629	\$13,222	\$37,406	\$83,714
	Pulaski	\$0	\$10,011	\$0	\$1,049	\$10,088	\$89,443	\$110,591
	Texas	\$0	\$10,329	\$0	\$141	\$0	\$10,957	\$21,428
	Circuit Total	\$589	\$49,894	\$0	\$5,018	\$23,309	\$145,499	\$224,309
26	Camden	\$0	\$15,435	\$0	\$150	\$629	\$132,553	\$148,767
	Laclede	\$0	\$10,707	\$0	\$1,079	\$0	\$47,731	\$59,517
	Miller	\$258	\$8,827	\$0	\$1,349	\$0	\$19,128	\$29,562
	Moniteau	\$0	\$0	\$0	\$655	\$0	\$15,091	\$15,746
	Morgan	\$0	\$7,621	\$0	\$1,467	\$0	\$9,353	\$18,441
Circuit Total	\$258	\$42,590	\$0	\$4,700	\$629	\$223,857	\$272,034	
27	Bates	\$0	\$3,965	\$0	\$3,012	\$1,200	\$33,240	\$41,417
	Henry	\$31	\$9,256	\$0	\$3,114	\$1,163	\$51,501	\$65,065
	St. Clair	\$0	\$4,677	\$0	\$2,681	\$1,428	\$19,218	\$28,004
	Circuit Total	\$31	\$17,898	\$0	\$8,807	\$3,791	\$103,959	\$134,486
28	Barton	\$0	\$2,175	\$0	\$2,171	\$0	\$15,626	\$19,972
	Cedar	\$0	\$987	\$886	\$296	\$0	\$14,107	\$16,276
	Dade	\$0	\$722	\$0	\$420	\$0	\$26,880	\$28,023
	Vernon	\$0	\$2,034	\$0	\$1,007	\$0	\$66,430	\$69,472
	Circuit Total	\$0	\$5,918	\$886	\$3,895	\$0	\$123,043	\$133,742
29	Jasper	\$8,797	\$27,923	\$0	\$19,672	\$0	\$0	\$0
	Circuit Total	\$8,797	\$27,923	\$0	\$19,672	\$0	\$0	\$0
30	Benton	\$0	\$1,246	\$0	\$1,494	\$1,095	\$18,629	\$22,464
	Dallas	\$0	\$4,119	\$0	\$0	\$0	\$16,633	\$20,752
	Hickory	\$0	\$2,155	\$0	\$0	\$0	\$3,364	\$5,509
	Polk	\$28	\$8,611	\$0	\$5,443	\$0	\$0	\$0
	Webster	\$0	\$4,632	\$0	\$2,674	\$3,667	\$48,445	\$59,418
	Circuit Total	\$28	\$20,764	\$0	\$9,611	\$4,762	\$87,060	\$108,144
31	Greene	\$5,274	\$11,034	\$0	\$44,481	\$150,000	\$0	\$0
	Circuit Total	\$5,274	\$11,034	\$0	\$44,481	\$150,000	\$0	\$0
32	Bollinger	\$0	\$2,465	\$0	\$2,219	\$0	\$0	\$0
	Cape Girardeau	\$0	\$50,194	\$0	\$9,687	\$51,402	\$212,718	\$324,001
	Perry	\$449	\$4,605	\$1,377	\$2,432	\$0	\$15,364	\$24,226
Circuit Total	\$449	\$57,264	\$1,377	\$14,338	\$51,402	\$228,082	\$348,227	
33	Mississippi	\$0	\$3,745	\$0	\$384	\$0	\$2,188	\$6,317
	Scott	\$301	\$1,438	\$0	\$988	\$0	\$0	\$0
Circuit Total	\$301	\$5,182	\$0	\$1,373	\$0	\$2,188	\$6,317	
34	New Madrid	\$0	\$3,522	\$0	\$4,077	\$0	\$0	\$0
	Pemiscot	\$0	\$2,276	\$0	\$2,718	\$0	\$0	\$19,309
Circuit Total	\$0	\$5,798	\$0	\$6,795	\$0	\$0	\$19,309	
35	Dunklin	\$0	\$2,014	\$0	\$1,601	\$10,433	\$119,488	\$133,536
	Stoddard	\$0	\$15,033	\$0	\$2,095	\$0	\$53,646	\$70,774
Circuit Total	\$0	\$17,047	\$0	\$3,696	\$10,433	\$173,134	\$204,310	
36	Butler	\$0	\$14,051	\$0	\$6,531	\$13,681	\$82,277	\$116,540
	Ripley	\$0	\$6,740	\$1,540	\$0	\$4,048	\$20,969	\$33,297
Circuit Total	\$0	\$20,791	\$1,540	\$6,531	\$17,729	\$103,246	\$149,837	
37	Carter	\$0	\$0	\$0	\$0	\$0	\$320	\$320
	Howell	\$0	\$9,765	\$0	\$401	\$3,667	\$47,350	\$61,183
	Oregon	\$0	\$1,538	\$0	\$0	\$0	\$1,868	\$3,406
	Shannon	\$0	\$0	\$0	\$0	\$0	\$0	\$0
Circuit Total	\$0	\$11,303	\$0	\$401	\$3,667	\$49,538	\$64,909	
38	Christian	\$1,811	\$41,357	\$0	\$5,996	\$0	\$174,302	\$223,466
	Circuit Total	\$1,811	\$41,357	\$0	\$5,996	\$0	\$174,302	\$223,466
39	Barry	\$0	\$8,660	\$0	\$2,668	\$0	\$7,536	\$18,863
	Lawrence	\$55	\$18,804	\$0	\$924	\$0	\$60,480	\$80,264
	Stone	\$5,864	\$12,119	\$4,046	\$3,554	\$0	\$465,717	\$491,300
	Circuit Total	\$5,919	\$39,583	\$4,046	\$7,146	\$0	\$533,733	\$590,427
40	McDonald	\$1,924	\$8,895	\$0	\$398	\$0	\$0	\$0
	Newton	\$171	\$16,851	\$0	\$2,292	\$10,690	\$0	\$123,786
Circuit Total	\$2,095	\$25,746	\$0	\$2,690	\$10,690	\$0	\$123,786	
41	Macon	\$0	\$2,054	\$0	\$1,170	\$12,804	\$0	\$0
	Shelby	\$0	\$2,980	\$0	\$1,789	\$1,500	\$4,777	\$11,046
	Circuit Total	\$0	\$5,034	\$0	\$2,959	\$14,304	\$4,777	\$11,046
42	Crawford	\$0	\$547	\$0	\$1,342	\$0	\$0	\$1,889
	Dent	\$0	\$2,994	\$0	\$885	\$0	\$21,793	\$25,672
	Iron	\$0	\$5,309	\$0	\$1,014	\$0	\$0	\$11,881
	Reynolds	\$0	\$2,206	\$0	\$0	\$0	\$0	\$0
	Wayne	\$0	\$0	\$0	\$0	\$81,126	\$0	\$0
	Circuit Total	\$0	\$11,056	\$0	\$3,241	\$81,126	\$21,793	\$39,442
43	Caldwell	\$0	\$0	\$0	\$0	\$0	\$0	\$0
	Clinton	\$0	\$0	\$361	\$1,472	\$0	\$11,903	\$13,736
	Daviess	\$30	\$5,722	\$0	\$1,485	\$0	\$13,282	\$20,519
	DeKalb	\$0	\$866	\$0	\$400	\$0	\$4,283	\$5,549
	Livingston	\$0	\$3,447	\$0	\$847	\$0	\$0	\$9,054
	Circuit Total	\$30	\$10,035	\$361	\$4,204	\$0	\$29,469	\$48,858
44	Douglas	\$0	\$0	\$0	\$0	\$21,224	\$11,922	\$33,146
	Ozark	\$0	\$1,028	\$0	\$800	\$0	\$0	\$0
	Wright	\$0	\$3,811	\$160	\$1,568	\$0	\$0	\$0
	Circuit Total	\$0	\$4,839	\$160	\$2,368	\$21,224	\$11,922	\$33,146
45	Lincoln	\$1,307	\$8,257	\$0	\$0	\$0	\$0	\$0
	Pike	\$0	\$3,750	\$0	\$2,298	\$10,000	\$40,907	\$56,954
Circuit Total	\$1,307	\$12,007	\$0	\$2,298	\$10,000	\$40,907	\$56,954	
46	Taney	\$30	\$13,915	\$0	\$3,379	\$14,680	\$14,293	\$46,297
	Circuit Total	\$30	\$13,915	\$0	\$3,379	\$14,680	\$14,293	\$46,297
STATE TOTAL		\$160,538	\$2,277,859	\$20,711	\$607,244	\$1,329,279	\$13,675,653	\$17,600,007.32

1. 'Other' expenditures not reported separately in Section 2B of the Judicial Finance Commission Report.

2. This is the \$ amount reported as 'Total Expenditures' on the Judicial Finance Commission Report, Section 2. Due to reporting discrepancies, the sum of specific expenditures may exceed the reported amount for 'Non State Funded Operations'.

Table 91

**Annual Report on the Finances of the Judicial Department, Calendar Year 2019
Detention/Other Residential and Juvenile/Family Division Services**

Circuit	Detention			Juvenile			State Funded FTE ²	State Funded Personnel ²	Grants ³	Receipts	Disbursements
	FTE ¹	Non-state Funded Personnel	Non-state Funded Operations	FTE ¹	Non-state Funded Personnel	Non-state Funded Operations					
1	0.00	\$0	\$0	0.00	\$0	\$0	5.75	\$229,092	\$0	\$0	\$0
2	0.00	\$0	\$499,763	3.50	\$118,813	\$21,312	40.34	\$1,237,791	\$119,862	\$0	\$0
3	0.00	\$0	\$0	0.00	\$0	\$64,319	5.72	\$215,779	\$49,300	\$0	\$0
4	0.00	\$0	\$0	0.00	\$0	\$45,725	6.71	\$269,353	\$0	\$0	\$0
5	2.00	\$70,035	\$356,308	8.75	\$272,784	\$238,196	45.52	\$1,469,421	\$8,919	\$0	\$0
6	0.00	\$0	\$0	12.00	\$546,249	\$120,982	0.96	\$32,982	\$37,852	\$0	\$0
7	75.00	\$1,265,196	\$66,455	34.00	\$1,603,444	\$198,951	0.96	\$32,430	\$31,800	\$9,920	\$0
8	0.00	\$0	\$2,852	0.00	\$0	\$50,299	4.71	\$171,203	\$0	\$0	\$0
9	0.00	\$0	\$0	10.55	\$65,080	\$33,844	5.88	\$223,651	\$35,270	\$0	\$0
10	0.00	\$0	\$0	0.00	\$26,736	\$0	7.21	\$273,133	\$25,370	\$0	\$0
11	11.00	\$620,302	\$30,541	36.60	\$2,119,443	\$118,181	2.07	\$83,928	\$324,379	\$0	\$0
12	0.00	\$0	\$0	0.00	\$0	\$255,400	10.92	\$418,114	\$14,247	\$10,394	\$10,394
13	4.21	\$85,922	\$222,326	7.27	\$197,519	\$408,635	42.77	\$1,571,201	\$88,879	\$20,104	\$11,717
14	0.00	\$0	\$0	1.00	\$116,781	\$219,819	7.52	\$269,640	\$43,430	\$1,759	\$1,759
15	0.00	\$0	\$0	0.00	\$0	\$0	5.75	\$211,968	\$5,144	\$0	\$0
16	84.00	\$2,878,636	\$61,207	245.75	\$9,155,680	\$2,444,217	0.96	\$31,049	\$838,032	\$170,458	\$191,149
17	2.50	\$112,965	\$78,679	12.50	\$450,560	\$572,149	28.93	\$969,393	\$54,818	\$0	\$0
18	0.00	\$0	\$0	2.25	\$73,332	\$26,638	6.11	\$219,695	\$24,325	\$0	\$0
19	15.00	\$446,202	\$74,861	14.00	\$554,960	\$32,133	3.84	\$174,517	\$150,849	\$0	\$0
20	0.00	\$0	\$0	6.00	\$524,081	\$23,432	10.07	\$370,227	\$37,090	\$0	\$0
21	66.00	\$2,218,832	\$898,010	159.50	\$8,064,692	\$2,571,944	5.75	\$239,793	\$237,861	\$0	\$0
22	87.50	\$3,432,302	\$472,132	131.50	\$7,103,952	\$1,146,752	1.05	\$45,850	\$1,093,325	\$0	\$0
23	15.00	\$505,203	\$0	40.00	\$1,877,778	\$0	3.81	\$134,337	\$406,013	\$8,360	\$8,405
24	2.00	\$39,363	\$79,720	6.00	\$228,039	\$102,978	28.81	\$975,643	\$64,746	\$9,559	\$9,559
25	0.00	\$0	\$0	7.15	\$337,196	\$154,166	13.42	\$504,469	\$96,625	\$0	\$0
26	1.00	\$28,212	\$0	0.00	\$0	\$312,159	27.33	\$900,129	\$0	\$0	\$0
27	0.00	\$0	\$0	2.20	\$45,383	\$291,410	8.43	\$310,594	\$67,802	\$6,387	\$12,695
28	0.00	\$0	\$0	0.00	\$0	\$125,289	8.36	\$331,039	\$22,472	\$0	\$0
29	17.00	\$435,585	\$0	25.00	\$999,142	\$267,916	1.92	\$82,605	\$128,332	\$0	\$0
30	0.00	\$0	\$0	0.50	\$15,639	\$35,798	9.58	\$356,860	\$56,053	\$0	\$0
31	15.00	\$585,941	\$0	59.00	\$2,699,382	\$0	3.98	\$181,786	\$373,913	\$364,246	\$364,168
32	0.00	\$0	\$0	0.00	\$0	\$0	18.19	\$722,539	\$147,530	\$0	\$0
33	0.00	\$0	\$13,000	1.00	\$33,276	\$206,168	28.27	\$950,183	\$142,148	\$0	\$0
34	0.00	\$0	\$0	2.30	\$97,497	\$70,065	5.90	\$221,542	\$132,111	\$0	\$0
35	3.25	\$43,470	\$161,809	6.65	\$286,370	\$117,319	28.09	\$938,687	\$136,644	\$0	\$0
36	0.00	\$0	\$25,000	3.76	\$124,365	\$193,332	9.65	\$355,743	\$132,188	\$0	\$0
37	0.00	\$0	\$0	9.00	\$298,559	\$142,687	9.59	\$373,966	\$185,194	\$0	\$0
38	0.00	\$0	\$0	5.00	\$159,025	\$0	6.58	\$245,867	\$47,278	\$0	\$0
39	0.00	\$0	\$18,928	2.88	\$163,086	\$45,425	9.58	\$370,688	\$78,588	\$0	\$0
40	0.00	\$0	\$117,339	3.23	\$0	\$0	8.41	\$312,781	\$0	\$0	\$0
41	0.00	\$0	\$0	0.00	\$10,286	\$4,399	6.10	\$228,193	\$14,685	\$0	\$0
42	0.00	\$0	\$0	0.00	\$74,544	\$16,286	8.77	\$334,097	\$66,342	\$0	\$0
43	0.00	\$0	\$12,000	0.00	\$0	\$192,061	7.32	\$282,079	\$0	\$0	\$0
44	5.00	\$38,353	\$282,275	1.00	\$8,137	\$35,145	22.10	\$714,587	\$36,687	\$0	\$0
45	0.00	\$0	\$24,284	3.33	\$108,217	\$22,883	6.71	\$252,318	\$0	\$0	\$0
46	0.00	\$0	\$67,741	4.00	\$124,755	\$2,288	5.75	\$219,201	\$0	\$0	\$0
State Total	405.46	\$12,806,518	\$3,565,230	867.17	\$38,684,782	\$10,930,702	536.14	\$19,060,139	\$5,556,101	\$601,188	\$609,846

1. This is the numerical value for 'Total # FTE' (Full Time Equivalent) reported on the Judicial Finance Commission Report, Sections 1 & 3.
 2. Includes state-funded personnel in either 'Detention & Other Residential' or 'Juvenile & Family Division' facilities.
 3. Amount in 'Grants' may have been included in 'Detention & Other Residential' and/or 'Juvenile & Family Division' reporting.

Table 92**Annual Report on the Finances of the Judicial Department, Calendar Year 2019****Expenditures for Detention/Other Residential and Juvenile/Family Division Services**

Circuit	Detention		Juvenile			
	Travel/ Training	Total Non-state Funded Operations	Interpreter	Travel/ Training	Treatment Court	Total Non-state Funded Operations
1	\$0	\$0	\$0	\$0	\$0	\$0
2	\$7,440	\$499,763	\$0	\$4,780	\$0	\$21,312
3	\$0	\$0	\$0	\$9,888	\$0	\$64,319
4	\$0	\$0	\$0	\$11,386	\$0	\$45,725
5	\$0	\$356,308	\$0	\$12,676	\$0	\$238,196
6	\$0	\$0	\$372	\$7,655	\$0	\$120,982
7	\$6,226	\$66,455	\$0	\$36,411	\$0	\$198,951
8	\$0	\$2,852	\$0	\$1,933	\$0	\$50,299
9	\$0	\$0	\$0	\$9,476	\$0	\$33,844
10	\$0	\$0	\$0	\$8,263	\$0	\$0
11	\$1,958	\$30,541	\$674	\$12,537	\$0	\$118,181
12	\$0	\$0	\$0	\$12,720	\$0	\$255,400
13	\$1,044	\$222,326	\$520	\$2,091	\$0	\$408,635
14	\$0	\$0	\$0	\$943	\$0	\$219,819
15	\$0	\$0	\$0	\$0	\$0	\$0
16	\$8,055	\$61,207	\$98,282	\$37,118	\$0	\$2,444,217
17	\$210	\$78,679	\$0	\$8,890	\$0	\$572,149
18	\$0	\$0	\$0	\$3,809	\$0	\$26,638
19	\$2,600	\$74,861	\$0	\$6,068	\$0	\$32,133
20	\$0	\$0	\$0	\$8,329	\$0	\$23,432
21	\$8,154	\$898,010	\$10,894	\$19,797	\$0	\$2,571,944
22	\$14,438	\$472,132	\$1,568	\$8,526	\$0	\$1,146,752
23	\$0	\$0	\$0	\$0	\$0	\$0
24	\$0	\$79,720	\$0	\$2,470	\$0	\$102,978
25	\$0	\$0	\$0	\$10,772	\$0	\$154,166
26	\$0	\$0	\$0	\$5,278	\$0	\$312,159
27	\$0	\$0	\$0	\$0	\$0	\$291,410
28	\$0	\$0	\$0	\$14,334	\$0	\$125,289
29	\$0	\$0	\$0	\$0	\$0	\$267,916
30	\$0	\$0	\$0	\$35,796	\$0	\$35,798
31	\$6,000	\$0	\$7,500	\$20,000	\$0	\$0
32	\$0	\$0	\$0	\$0	\$0	\$0
33	\$2,500	\$13,000	\$0	\$8,220	\$0	\$206,168
34	\$0	\$0	\$0	\$11,701	\$0	\$70,065
35	\$1,276	\$161,809	\$1,000	\$30,470	\$0	\$117,319
36	\$0	\$25,000	\$0	\$5,000	\$0	\$193,332
37	\$0	\$0	\$73	\$22,181	\$0	\$142,687
38	\$0	\$0	\$0	\$0	\$0	\$0
39	\$7,936	\$18,928	\$0	\$27,068	\$0	\$45,425
40	\$0	\$117,339	\$0	\$0	\$0	\$0
41	\$0	\$0	\$0	\$2,586	\$0	\$4,399
42	\$0	\$0	\$0	\$1,233	\$0	\$16,286
43	\$0	\$12,000	\$0	\$9,339	\$0	\$192,061
44	\$2,950	\$282,275	\$0	\$6,916	\$0	\$35,145
45	\$0	\$24,284	\$0	\$2,158	\$1,300	\$22,883
46	\$0	\$67,741	\$1,693	\$520	\$75	\$2,288
State Total	\$70,788	\$3,565,230	\$122,576	\$439,338	\$1,375	\$10,930,702

MUNICIPAL DIVISION

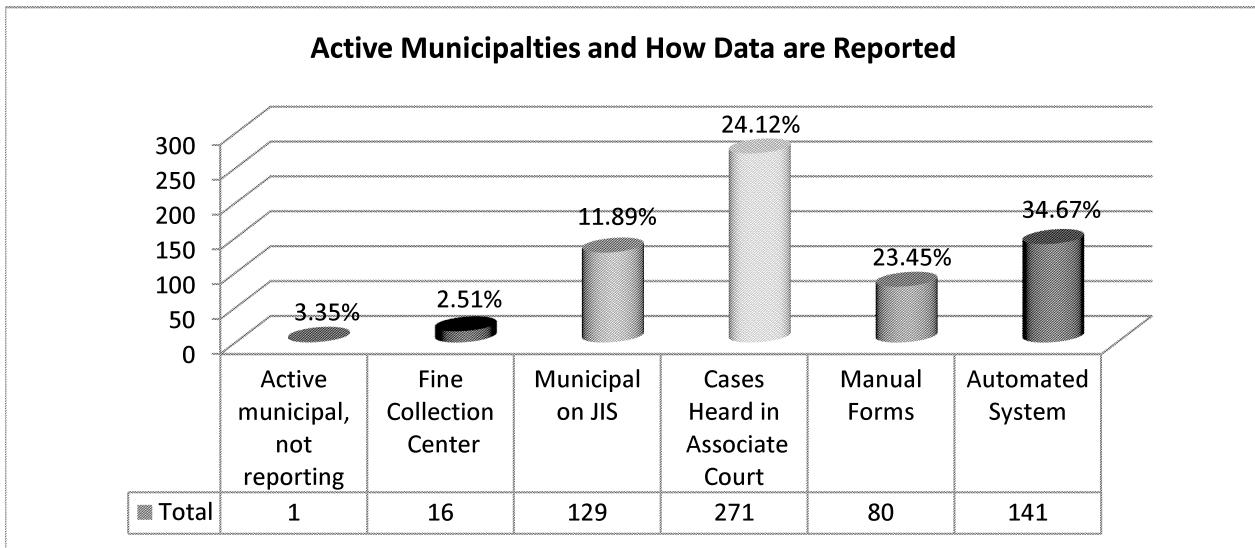
FY 2020 - Municipal Division Caseload

Municipal divisions in Missouri can operate within one of three basic structures pursuant to section 479.060 RSMo:

1. Municipal funded court facility with municipal judge(s) (either lawyer or non-lawyer) and municipal clerk(s).
2. Municipal funded clerk(s) with cases processed and managed by the clerk(s) but heard by a state funded associate judge.
3. Municipal cases filed and heard through the associate division, where the judge and the clerk(s) are funded by the state.

The data in this section are for municipal divisions which operate under the first and second types of structures. The municipal divisions reported monthly to OSCA using the Municipal Division Summary Reporting Form or using JIS.

Municipal divisions which operate under the third type of structure report data through the Justice Information System (JIS). They are included as "Ordinance" cases in the Circuit Court sections of this supplement.



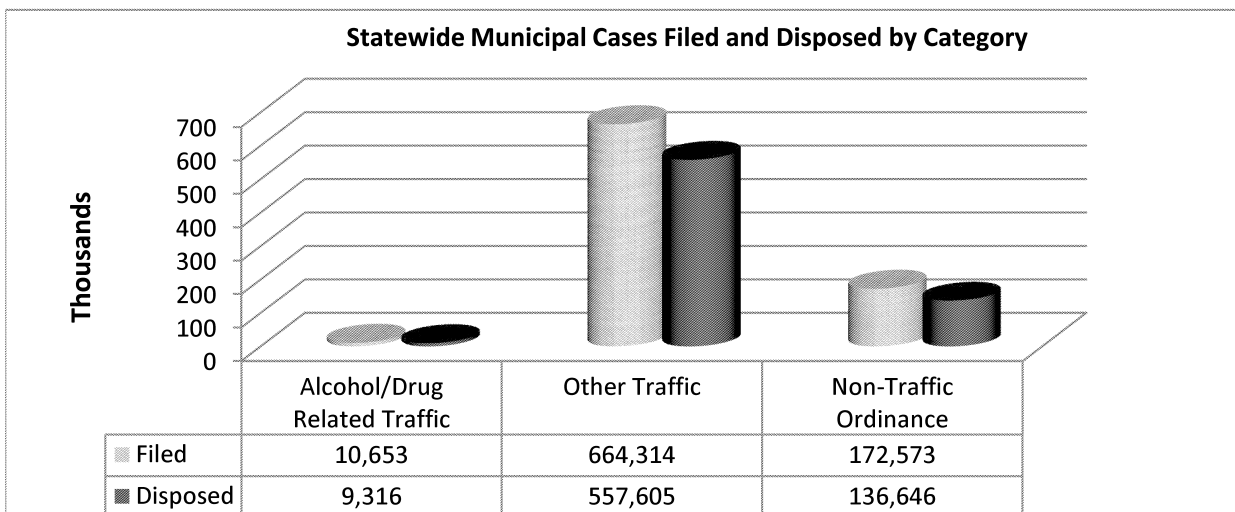
Automated System - Municipal divisions using an approved case management system that meets the guidelines for Court Operating Rules 1, 2 and 4.

Cases Heard in Assoc Court - Municipal tickets are processed through the associate/circuit divisions.

Manual Forms - Municipal divisions who submit monthly data on forms.

Fine Collection Center (FCC) - Municipal traffic tickets handled by the Fine Collection Center.

Municipal on JIS - Municipal divisions using the Justice Information System (JIS).



**Table 93
Municipal Division, FY 2020
Cases Filed, Disposed and Pending**

Circuit County	Municipality	# of Months on file for FY20	Alcohol/Drug Related Traffic				% Change in Filed FY19 - FY20	Other Traffic				% Change in Filed FY19 - FY20	Non-Traffic Ordinance			% Change in Filed FY19 - FY20	Parking Tickets Issued
			Filed	Disposed	Pending			Filed	Disposed	Pending			Filed	Disposed	Pending		
02	Lewis	◆ Canton	12	6	3	5	20%	154	155	75	-10%	98	90	52	-57%	0	
		◆ LaGrange	12	0	3	2	-100%	27	28	19	-70%	18	15	4	38%	0	
04	Atchison	Rock Port	12	13	4	26	550%	197	151	266	18%	55	37	47	-14%	0	
		◆ Tarkio	12	1	7	25	-95%	89	80	136	-36%	29	23	84	38%	0	
		◆ Maryville	12	60	48	28	62%	724	657	336	35%	592	495	643	21%	249	
05	Buchanan	Easton	0				NA				NA						
		St. Joseph	12	100	124	79	5%	6,678	5,893	3,116	-22%	5,544	4,058	4,056	-5%	0	
06	Platte	Dearborn	4	0	0	0	NA	32	46	56	NA	0	0	1	NA	0	
		Northmoor	12	3	1	5	NA	332	349	314	-38%	36	32	44	-49%	0	
		Parkville	12	17	13	181	6%	1,181	589	1,181	-11%	250	234	652	-27%	25	
		Platte Woods	12	3	2	3	50%	563	473	468	-44%	18	10	33	-42%	0	
		Riverside	12	153	119	422	13%	1,463	1,232	3,551	-3%	595	498	1,924	-6%	0	
		Weatherby Lake	12	0	0	0	NA	211	254	155	70%	23	23	89	44%	0	
		◆ Weston	12	0	1	0	-100%	498	528	201	-41%	14	11	21	-36%	0	
		Ferrelview	0	0	0	0	0%	0	0	151	#DIV/0!	0	0	16	#DIV/0!	0	
07	Clay	Claycomo	12	432	231	1,350	15%	1,471	1,181	2,463	-16%	2,102	1,620	3,826	-16%	0	
		Excelsior Springs	12	75	64	160	0%	1,496	1,758	1,358	-31%	1,149	1,087	1,608	-26%	0	
		Gladstone	12	136	115	121	16%	4,204	4,550	5,372	-6%	1,726	1,839	6,213	2%	117	
		Kearney	12	14	3	124	-13%	642	537	887	-11%	187	72	564	18%	11	
		Liberty	12	42	31	124	-11%	2,686	2,526	3,131	-11%	836	600	3,153	-18%	0	
		N. Kansas City	12	43	12	65	-32%	2,424	1,585	2,214	-30%	471	271	469	-24%	545	
		Oakview	12	4	7	17	-60%	414	459	494	-24%	155	209	437	-42%	0	
		Pleasant Valley	12	105	119	198	-59%	1,251	1,170	1,722	-26%	189	166	999	-28%	19	
08	Ray	√Camden	12	4	0	0	#DIV/0!	3	13	16	-91%	4	4	12	-79%	0	
		√Crystal Lake	12	1	9	0	-86%	3	20	13	-96%	14	18	8	-36%	0	
		√Fleming	12	0	0	0	NA	33	41	4	43%	0	2	0	NA	0	
		√Hardin	12	0	0	0	#DIV/0!	8	11	19	-47%	65	60	14	242%	0	
		Henrietta	12	39	26	83	-55%	181	191	356	-52%	18	6	31	-51%	0	
		Lawson	12	3	2	8	-40%	410	452	129	-54%	45	58	35	10%	0	
		Orrick	12	0	0	0	NA	18	26	26	-80%	14	14	17	-42%	0	
		Richmond	12	15	8	89	7%	824	733	701	-3%	388	260	746	38%	7	
10	Marion	Hannibal	12	1	0	16	NA	10,495	9,353	7,605	41%	2,010	1,238	5,774	-2%	18	
		Palmyra	12	32	20	64	7%	490	439	524	-35%	50	48	68	47%	0	
		Monroe City	12	4	1	3	33%	103	109	42	-48%	29	23	31	-54%	0	
11	St. Charles	Cottleville	12	13	14	306	-41%	531	681	4,443	-50%	155	215	672	-21%	0	
		Dardenne Prairie	12	10	9	27	-38%	930	961	2,022	-37%	16	29	438	-16%	0	
		Foristell	12	2	2	260	0%	1,447	1,217	1,585	0%	195	77	2,456	-11%	0	
		Lake St. Louis	12	9	13	25	-44%	856	909	690	-13%	323	388	456	11%	1	
		O'Fallon	12	80	89	300	-28%	11,571	10,335	8,761	34%	1,329	1,330	4,771	-8%	136	
		St. Charles	12	748	750	1,832	-49%	4,257	4,053	11,105	-47%	1,588	1,314	913	-26%	744	
		◆ St. Charles Ordinance	12	280	192	369	-15%	12,403	10,088	13,277	-4%	1,178	1,022	1,623	-10%	0	
		St. Peters	12	94	74	69	6%	2,804	3,214	3,172	-46%	2,337	1,865	4,602	-18%	76	
		Weldon Spring	12	33	28	33	74%	613	627	508	-18%	13	11	24	44%	0	
		Wentzville	12	100	81	131	-30%	3,091	2,883	3,050	-30%	1,202	786	4,021	-22%	101	
12	Audrain	◆ Mexico	12	0	0	0	NA	408	331	275	9%	94	66	150	6%	0	
		Vandalia	12	5	3	5	-74%	177	141	203	-41%	21	28	60	-75%	0	
		◆ Montgomery City	12	3	5	7	-75%	245	253	115	-31%	64	58	97	-58%	0	
		◆ New Florence	12	15	18	9	NA	146	117	103	-2%	18	19	13	-5%	0	
		Warren	12	151	113	198	-15%	1,558	1,494	1,389	-26%	393	746	684	-56%	8	
		◆ Wright City	12	12	12	10	-29%	1,220	916	882	41%	170	122	320	-40%	0	
13	Boone	Columbia	12	214	251	284	-30%	11,920	9,218	3,488	192%	1,554	1,505	483	-3%	25,468	
		# Fulton	12	0	0	0	NA	434	406	298	-32%	27	25	21	-33%	0	
		◆ Holts Summit	12	12	11	12	71%	379	301	298	24%	48	48	65	-45%	0	
15	Lafayette	Bates City	12	1	2	18	-86%	64	71	266	-50%	15	13	200	15%	0	
		Concordia	12	3	2	8	200%	47	48	33	-38%	57	60	62	-3%	0	
		◆ Higginville	12	10	14	49	-38%	350	386	422	-19%	156	170	355	-18%	0	
		Lexington	12	5	2	3	-17%	123	93	46	-15%	164	148	45	9%	0	
		◆ Odessa	12	12	12	10	0%	291	259	293	-21%	182	127	165	-2%	0	
		Waverly	2	0	0	1	-100%	0	12	22	-100%	0	0	4	-100%	0	
		Saline	12	47	34	97	31%	616	579	1,002	-14%	359	305	887	-9%	0	
		Sweet Springs	12	2	2	2	NA	52	38	65	-46%	52	43	47	-7%	0	
16	Jackson	Blue Springs	12	137	97	76	0%	5,294	4,595	4,179	-13%	2,259	1,714	5,695	-11%	0	
		Buckner	12	56	39	103	-3%	460	357	664	-21%	405	328	763	-1%	0	
		Grain Valley	12	139	128	138	-15%	609	424	1,691	-24%	234	162	340	-13%	11	
		Grandview	12	153	93	1,598	-20%	11,406	8,119	20,727	-10%	2,112	900	10,651	-7%	0	
		Greenwood	12	13	1	34	225%	1,407	1,139	1,093	77%	87	50	173	1%	0	
16	Jackson	Independence	12	232	82	8,369	-9%	23,445	20,068	84,787	-15%	8,206	6,070	45,333	-6%	254	
		Jackson County	12	434	207	1,043	13%	3,158	3,695	9,616	-25%	1,655	1,241	2,696	-14%	78	
		Kansas City	12	819	466	1,807	26%	152,114	125,757	284,401	-8%	29,726	20,836	82,304	-17%	0	
		◆ Lee's Summit	12	144	101	159	18%	8,062	7,458	6,465	-20%	1,878	1,514	2,091	0%	0	
		Lone Jack	12	9	3	48	-53%	2,201	2,110	1,789	-20%	58	40	183	-47%	16	
		Oak Grove	12	11	15	16	-48%	670	673	794	-21%	492	376	1,117	-4%	0	
		Raytown	12	65	35	88	333%	722	709	2,180	2%	2,019	1,835	5,341	-15%	0	
		Sugar Creek	12	23	13	73	-18%	2,305	2,218	3,951	-41%	647	520	1,576	-13%	32	
17	Cass	Belton	12	80	58	126	-18%	4,414	3,813	4,028	-2%	1,632	1,630	1,655	0%	0	
		Harrisonville	12	43	46	118	-38%	575	688	764	-49%	548	453	793	-8%	2	
		Lake Winnebago	12	143	111	236	10%	2,299	2,027	992	24%	63	60	129	0%	0	
		Peculiar	12	65	29	289	117%	715	665	1,514	-15%	79	94	673	-28%	0	

Live on JIS/SMC
 ◆ On JIS/SMC for entire FY
 ▲ Court abolished
 **Cases moved to Assoc Cr
 √ Handled by Another Cr
 *Abolished/Collecting on old TBV cases

Table 93
Municipal Division, FY 2020
Cases Filed, Disposed and Pending

Circuit	County	Municipality	# of Months on file for FY20	Alcohol/Drug Related Traffic				Other Traffic				Non-Traffic Ordinance				Parking Tickets Issued
				Filed	Disposed	Pending	% Change in FY19 - FY20	Filed	Disposed	Pending	% Change in FY19 - FY20	Filed	Disposed	Pending	% Change in FY19 - FY20	
17	Cass	Pleasant Hill	12	61	53	52	13%	739	694	644	-6%	337	286	581	-24%	0
		Raymore	12	58	60	50	-6%	1,862	2,007	1,205	-29%	540	534	666	14%	0
17	Johnson	Knob Noster	12	7	8	19	-50%	159	151	95	2%	95	65	76	8%	0
		Warrensburg	12	96	66	206	5%	1,629	1,431	3,064	-19%	855	829	2,251	-26%	172
18	Pettis	La Monte	12	0	2	2	-100%	288	232	135	235%	110	102	38	53%	0
		Sedalia	12	36	15	51	157%	841	956	1,081	-46%	314	399	863	-37%	0
19	Cole	Jefferson City	12	77	51	54	103%	4,331	4,268	4,320	-34%	740	610	1,382	-8%	9,606
20	Franklin	Franklin	12	0	0	0	NA	3,168	2,683	1,605	7%	2,550	1,270	2,912	11%	0
		New Haven	12	2	1	4	100%	199	180	109	13%	85	87	59	-4%	0
		Pacific	12	3	1	5	NA	1,096	955	923	2%	250	176	308	49%	13
		St. Clair	12	12	42	56	-83%	556	618	894	-21%	264	257	400	32%	0
		Sullivan	12	9	10	15	50%	46	49	76	-8%	310	401	334	-40%	0
		Union	12	50	60	127	-40%	367	353	932	-41%	143	123	206	-13%	0
	Gasconade	Bland	12	0	0	0	NA	26	33	13	-7%	0	13	23	-100%	0
		Hermann	6	19	10	42	36%	91	25	188	-37%	131	172	234	-58%	0
		Owensville	1	0	2	0	-100%	0	79	0	-100%	0	232	0	-100%	0
21	St. Louis County	Ballwin	12	29	22	35	4%	3,105	3,159	2,465	-37%	494	376	745	28%	0
		Bella Villa	12	0	0	25	#DIV/0!	2,285	1,465	6,512	-10%	1	4	502	NA	0
		Bellefontaine Nchbrs	12	27	11	112	29%	909	877	9,142	-53%	122	88	1,488	-56%	48
		Bellerive Acres	12	0	2	2	-100%	0	0	97	-100%	0	0	5	-100%	0
		Bel-Nor	12	2	4	3	NA	648	346	1,325	-45%	70	62	101	-50%	1
		Bel-Ridge	12	0	12	122	-100%	1,696	2,031	11,754	-50%	109	348	2,404	-91%	0
		Berkeley	12	12	2	151	200%	2,750	1,300	37,860	-1%	480	246	12,124	4%	0
		Beverly Hills	12	0	0	5	NA	699	430	2,751	-35%	9	5	43	29%	0
		Black Jack	12	0	0	0	NA	985	332	1,417	-6%	403	157	701	11%	0
		Breckenridge Hills	12	46	27	91	-18%	2,971	1,643	7,721	-28%	600	264	1,779	-13%	0
		Brentwood	12	9	9	5	-25%	613	551	1,579	-50%	387	163	599	26%	2
		Bridgeton	12	22	15	55	-21%	1,626	1,072	3,522	-29%	1,511	763	3,339	7%	40
		Calverton Park	12	3	1	29	0%	1,478	1,156	8,364	-34%	846	602	6,609	-24%	4
		Champ	12	0	0	0	NA	0	0	0	NA	0	0	0	NA	0
		Charlack	12	1	1	71	-67%	1,107	776	9,398	-6%	41	43	1,483	32%	0
		Chesterfield	12	144	104	351	3%	6,255	6,957	8,050	-21%	1,151	1,079	3,199	5%	18
		Clarkson Valley	12	3	3	4	#DIV/0!	649	701	409	2%	27	27	30	23%	0
		Clayton	12	48	46	84	-16%	1,115	1,203	1,923	-13%	232	188	507	-19%	22,149
		Cool Valley	12	84	60	356	-28%	998	853	5,060	-48%	55	28	342	-37%	0
		Country Club Hills	12	0	0	20	-100%	285	124	1,975	-69%	107	48	399	-63%	0
		Crestwood	12	2	2	6	100%	1,393	1,078	1,503	17%	147	89	656	-69%	26
		Creve Coeur	12	68	38	206	-9%	3,839	3,177	4,840	-15%	348	174	1,326	-21%	0
		Dellwood	12	0	0	25	#DIV/0!	3,787	1,175	9,515	42%	420	231	2,169	-30%	0
		Des Peres	12	8	7	15	300%	944	622	696	56%	316	184	768	159%	1
		Edmundson	12	8	1	187	-11%	1,141	387	2,515	46%	427	207	1,239	-19%	2
		Ellisville	12	28	24	25	-71%	443	493	599	-32%	252	148	361	49%	0
		Eureka	12	18	14	20	-14%	599	481	591	-33%	127	166	207	-52%	0
		Fenton	12	3	20	22	-91%	1,098	1,042	1,925	-35%	227	295	701	-50%	17
		Ferguson	12	20	16	151	-29%	2,098	1,280	11,940	-31%	996	996	7504	-11%	0
		Flordell Hills	12	4	3	14	-20%	1,088	494	4,238	-29%	155	93	491	-25%	0
		Florissant	12	61	46	170	-8%	21,170	21,328	48,112	-2%	2613	2763	6018	0%	0
		Frontenac	12	21	32	28	-56%	975	909	1,062	-15%	28	20	45	-15%	0
		Glen Echo Park	12	0	0	1	NA	0	0	6	NA	1	0	2	NA	0
		Glendale	12	1	2	6	0%	748	661	632	-12%	6	9	20	-68%	11
		Grantwood	12	0	0	0	NA	49	39	24	88%	0	1	1	NA	0
		Greendale	12	2	2	16	0%	13	44	705	-88%	24	24	117	-69%	0
		Hanley Hills	12	0	0	2	NA	64	53	382	39%	119	75	260	14%	7
		Hazelwood	12	8	13	56	-67%	6,444	4,724	9,842	-12%	1480	1205	6086	-33%	1
		Jennings	12	1	6	34	NA	1,814	717	9,843	-28%	600	316	3597	-55%	21
		Kirkwood	12	20	17	36	-23%	1,831	1,675	1,294	-36%	334	272	478	-31%	18
		Ladue	12	4	7	17	-60%	967	826	1,024	10%	98	88	164	51%	0
		Lakeshire	12	0	1	0	NA	255	243	154	-19%	38	30	24	19%	0
		Manchester	12	20	18	69	-50%	3,077	2,339	2,839	10%	350	244	1618	-1%	0
		Maplewood	12	5	6	15	67%	4,532	5,771	5,022	65%	772	3248	2498	105%	37
		Maryland Heights	12	396	316	810	120%	4,715	4,284	21,067	-19%	1662	1897	28586	-35%	107
		Moline Acres	12	0	2	62	-100%	1,856	308	12,385	170%	290	188	662	-63%	0
		Normandy	12	26	65	483	-87%	2,765	2,764	12,790	-42%	204	84	656	42%	0
		Northwoods	12	0	2	4	-100%	1,416	939	5,591	-21%	127	132	399	159%	0
		Oakland	12	0	3	9	#DIV/0!	261	693	597	-67%	7	13	40	-59%	0
		Olivette	12	21	18	33	-22%	1,697	1,501	1,637	-11%	107	109	311	-53%	0
		Overland	12	20	28	58	-53%	1,219	1,559	1,782	-25%	1617	1854	2476	-11%	0
		Pagesdale	12	11	6	32	22%	2,506	1,623	7,672	-15%	294	263	925	7%	0
		Pasadena Hills	12	2	0	3	#DIV/0!	4	10	66	-80%	1	5	16	-95%	0
		Pasadena Park	12	0	0	2	NA	1	2	18	-93%	17	2	27	70%	0
		Pine Lawn	12	15	9	294	-52%	1,228	623	14,763	-56%	123	66	905	-31%	0
		Richmond Heights	12	14	5	43	40%	2,250	1,556	3,860	22%	416	265	1231	7%	128
		Riverview	12	1	0	8	NA	746	550	4,940	1%	136	108	691	-3%	6
		Rock Hill	12	6	1	7	509%	3,799	3,842	2,570	-1%	105	116	176	62%	6
		Shrewsbury	12	13	9	16	0%	3,663	2,376	4,212	-21%	321	176	620	-40%	1
		St. Ann	12	18	10	144	-68%	2,369	2,057	13,941	-51%	416	364	2045	1%	0
		St. John	12	41	40	0	-7%	2,623	2,538	11,570	-43%	626	501	3204	5%	0
		St. Louis County	12	264	206	1,343	-21%	22,872	17,469	217,000	-31%	3312	2376	17788	-4%	1,035
		Sunset Hills	12	46	49	46	-23%	2,421	2,466	2,403	0%	117	140	285	-41%	0
		Sycamore Hills	12	6	0	15	NA	129	112	350	-60%	33	3	88	27%	0
		Town & Country	12	58	74	139	-28%	3,722	2,860	3,357	13%	150	101	258	58%	0
		University City	12	23	35	72	-8%	4,666	3,163	7,216	49%	2615	1105	4791	52%	11,204
		Uplands Park	12	1	0	4	#DIV/0!	270	150	720	-44%	5	0	36	-38%	0
		Valley Park	12	8	16	20										

**Table 93
Municipal Division, FY 2020
Cases Filed, Disposed and Pending**

Circuit County	Municipality	# of Months on file for FY20	Alcohol/Drug Related Traffic				% Change in Filed FY19 - FY20	Other Traffic				% Change in Filed FY19 - FY20	Non-Traffic Ordinance				Parking Tickets Issued
			Filed	Disposed	Pending			Filed	Disposed	Pending			Filed	Disposed	Pending		
	Westwood	12	0	0	0	NA	0	0	0	NA	0	0	0	NA			
	Wildwood	12	55	9	879	-40%	2,127	634	41,432	-48%	225	28	7564	-30%	9		
	Winchester	12	1	1	1	NA	43	34	24	-39%	15	0	17	7%	0		
	Woodson Terrace	12	0	1	24	-100%	614	623	4,634	-66%	124	102	722	-27%	0		
22	City of St. Louis	City of St. Louis	12	55	14	1,250	112%	57,155	30,139	157,390	-4%	18,845	11,165	48,673	-11%	0	
23	Jefferson	Arnold	12	34	206	60	13%	4,310	5,628	4,466	-22%	781	1,508	1,496	-17%	0	
		Byrnes Mill	12	4	11	32	-56%	487	620	1,699	-41%	70	92	339	-20%	0	
		Crystal City	12	63	101	161	-57%	1,244	1,201	3,248	-30%	650	383	4,295	-41%	23	
		DeSoto	5	9	34	39	-53%	534	604	897	-4%	132	354	562	-46%	1	
		Festus	5	0	0	60	NA	252	272	1,680	-65%	4	40	2,198	-86%	0	
		Herculaneum	12	54	8	118	42%	982	812	318	2%	42	15	99	-14%	36	
		Hillsboro	10	15	25	18	-52%	776	1,315	831	-40%	76	115	63	-23%	5	
		Jefferson County	12	2	167	376	100%	11,439	12,160	15,614	-5%	1,236	1,482	2,075	-16%	0	
		Pevely	12	0	0	251	NA	395	508	5,401	-69%	80	77	1,497	-29%	9	
24	Madison	Fredericktown	12	8	7	4	60%	313	245	172	-5%	183	143	194	6%	0	
		Bismarck	12	0	0	51	-100%	202	195	660	-10%	338	178	248	412%	0	
		Bonne Terre	12	2	5	47	-50%	430	326	1,362	-29%	293	233	710	-24%	3	
		Desloge	12	0	181	0	-100%	46	203	162	-87%	49	253	365	-87%	0	
		Farmington	12	61	44	77	17%	964	936	930	-40%	500	338	722	-16%	0	
		Iron Mountain Lake	12	4	1	4	33%	33	17	201	14%	80	26	146	321%	0	
		Leadwood	7	17	28	41	-47%	184	370	366	-60%	27	76	146	-67%	0	
		Leadwood	12	7	0	202	-89%	286	108	1,990	-45%	158	78	500	114%	0	
		Park Hills	12	5	5	6	67%	990	719	704	55%	343	281	414	19%	0	
		St. Mary	6	0	0	0	NA	5	5	0	-92%	11	15	0	-78%	0	
	St. Genevieve	St. Genevieve	3	2	18	2	-78%	53	104	75	-77%	51	214	41	-85%	0	
		Potosi	12	15	29	95	-83%	61	171	583	-92%	38	101	367	-82%	0	
25	Maries	Belle	12	0	0	0	NA	108	92	28	-21%	82	52	36	74%	0	
		Newburg	3	0	0	0	#DIV/0!	2	9	0	-94%	0	0	0	-100%	0	
		Rolla	12	23	25	13	-55%	1,601	1,535	874	4%	251	241	197	-2%	1,384	
		St. James	12	0	0	0	NA	157	334	207	-72%	66	80	39	-16%	1	
		Crocker	12	15	18	8	-64%	68	85	5	-56%	9	10	11	-10%	0	
		Dixon	12	4	3	3	#DIV/0!	170	146	102	-42%	79	55	54	119%	0	
		Richland	12	0	0	0	NA	60	58	33	-47%	10	16	16	-70%	0	
		St. Robert	12	39	30	122	39%	995	807	658	-5%	233	156	155	5%	0	
		Waynesville	12	18	12	10	13%	1,183	1,137	438	-20%	182	199	105	-19%	0	
		Cabool	12	10	7	14	150%	449	362	340	31%	216	187	111	33%	0	
		Houston	12	24	21	12	-8%	384	339	152	-25%	244	176	152	85%	0	
		Licking	12	7	6	7	-46%	464	388	162	61%	97	80	52	14%	0	
		Summersville	12	0	0	0	NA	68	53	23	-35%	0	0	0	NA	0	
26	Camden	Camdenton	8	3	3	1	-91%	281	370	181	-49%	145	227	118	-57%	0	
		Lake Ozark	12	47	31	79	7%	1,036	873	1,115	-6%	165	123	338	-18%	0	
		Osage Beach	12	33	36	65	-6%	1,151	1,212	805	-18%	108	92	127	21%	0	
		Sunrise Beach	12	7	6	9	40%	399	341	503	14%	37	22	46	118%	0	
		Lebanon	12	31	38	45	-64%	706	679	550	-44%	323	268	479	15%	0	
		Iberia	12	3	0	13	#DIV/0!	9	11	129	-64%	18	6	66	260%	0	
		Monteau	11	3	4	0	200%	58	70	45	-3%	55	48	28	45%	0	
		Versailles	12	5	2	15	67%	279	250	89	26%	96	78	29	-34%	0	
27	Bates	Butler	12	6	6	155	-86%	298	247	729	-19%	309	204	383	35%	0	
		Clinton	12	6	9	15	-57%	785	816	537	-14%	358	344	432	-12%	0	
28	Barton	Lamar	12	10	7	31	-60%	320	291	245	-15%	552	468	358	15%	0	
		Cedar	12	5	5	0	67%	223	177	104	0%	283	264	39	35%	0	
		Dade	12	0	0	0	NA	119	55	90	92%	74	14	64	640%	0	
		Vernon	12	12	30	169	-14%	1,091	1,254	913	-49%	349	514	947	-21%	0	
29	Jasper	Carl Junction	12	19	13	30	171%	333	301	201	-19%	315	292	142	19%	0	
		Cartersville	12	57	48	54	-15%	748	814	401	-29%	161	137	53	-2%	0	
		Carthage	12	89	76	416	-25%	1,495	1,274	5,419	-29%	1,109	821	2,451	1%	0	
		Duenweg	12	38	3	101	660%	111	58	325	-17%	65	24	189	-3%	0	
		Duquesne	12	4	13	36	33%	852	848	977	2%	199	175	126	95%	0	
		Joplin	12	270	231	1,192	13%	4,592	4,799	10,680	20%	3,466	3,584	10,534	17%	9	
		Oronogo	12	4	4	27	-33%	665	593	489	78%	103	84	131	-7%	0	
		Webb City	12	79	73	191	16%	1,023	944	1,124	-18%	1,139	960	1,598	-9%	0	
30	Benton	Cole Camp	12	0	1	0	-100%	51	60	22	-56%	18	22	13	-63%	0	
		Lincoln	12	2	1	1	#DIV/0!	59	70	37	-31%	36	51	21	-36%	0	
		Warsaw	12	6	5	1	0%	79	81	65	-55%	117	81	85	46%	0	
		Urbana	12	1	15	2	NA	133	308	44	0%	8	21	107	-20%	0	
		Bolivar	12	8	10	48	-67%	498	522	673	-30%	263	277	672	-38%	0	
		Humansville	12	2	2	1	100%	136	142	289	72%	25	31	113	-34%	0	
30	Webster	Fordland	12	34	26	72	0%	496	431	842	34%	17	24	29	-43%	0	
		Marshfield	12	102	73	82	36%	1,982	1,814	959	-21%	134	104	142	26%	0	
		Rogersville	12	16	23	38	-73%	556	438	447	-14%	118	84	91	64%	0	
		Seymour	12	11	9	4	175%	307	258	158	63%	80	87	15	16%	0	
31	Greene	Ash Grove	12	0	0	0	NA	105	85	179	-28%	45	33	43	-6%	0	
		Battlefield	12	4	9	11	-43%	258	284	65	9%	8	7	2	-47%	0	
		Fair Grove	12	6	35	51	-93%	595	664	553	-45%	54	39	53	15%	0	
		Republic	12	70	74	119	-13%	1,213	1,141	1,537	8%	1,095	1,125	1,480	7%	3	
		Springfield	12	251	236	611	-32%	11,858	9,085	7,461	-6%	4,189	2,658	5,311	0%	2,625	
		Strafford	5	0	0	0	-100%	160	129	71	-2%	27	12	15	69%	0	
		Walnut Grove	12	1	1	2	0%	104	98	202	-9%	20	8	66	43%	0	
		Willard	12	23	17	23	28%	409	346	332	-16%	140	117	136	26%	0	
32	Cape Girardeau	Cape Girardeau	12	53	14	918	-12%	3,771	3,689	4,855	-25%	562	505	1,962	-28%	528	
		Jackson	12	19	19	8	19%	743	786	342	-50%	136	113	59	15%	7	
		Perryville	12	30	21	137	50%	577	525	1,115	2%	248	195	834	-3%	0	
33	Mississippi	Bertrand	12	0	0	0	NA	45	36	17	22%	0	0	0	NA	0	

Live on JIS/SMC
 ◆ On JIS/SMC for entire FY
 ▲ Court abolished
 *Cases moved to Assoc Cr
 √ Handled by Another Cr
 *Abolished/Collecting on old TBV cases

Table 93
Municipal Division, FY 2020
Cases Filed, Disposed and Pending

Circuit County	Municipality	Alcohol/Drug Related Traffic					Other Traffic				Non-Traffic Ordinance				Parking Tickets Issued	
		# of Months on file for FY20	Filed	Disposed	Pending	% Change in FY19 - FY20	Filed	Disposed	Pending	% Change in FY19 - FY20	Filed	Disposed	Pending	% Change in FY19 - FY20		
	Charleston	12	0	0	0	NA	213	206	35	10%	70	65	58	-47%	0	
	East Prairie	12	28	17	106	65%	90	61	560	-17%	147	94	475	12%	0	
	Chaffee	12	12	9	3	-33%	212	215	32	-52%	27	27	6	-13%	0	
	◆ Miner	12	6	5	37	-57%	616	484	1,178	32%	22	8	56	83%	0	
	◆ Scott City	7	15	7	51	114%	1,013	593	1,255	46%	172	36	406	56%	0	
	Sikeston	12	17	22	128	6%	1,196	1,028	2,114	-27%	532	459	3293	-16%	0	
34	New Madrid	Canalou	4	0	0	0	NA	0	0	0	#DIV/0!	0	0	0	NA	0
	Gideon	12	0	0	1	-100%	71	50	57	11%	60	46	47	71%	0	
	Howardsville	12	0	0	0	0	NA	193	249	80	-18%	0	1	61	#DIV/0!	0
	◆ Marston	12	0	0	0	0	NA	4	15	22	-91%	3	5	6	-63%	0
	Mathews	10	0	0	4	-100%	4	3	25	-78%	6	12	44	-76%	0	
	◆ Morehouse	12	0	0	3	NA	33	24	100	-44%	56	41	86	115%	0	
	Parma	12	0	0	0	NA	0	0	0	NA	0	0	0	NA	0	
	◆ Portageville	12	2	1	2	-50%	83	78	70	-60%	101	113	65	-43%	0	
	Risco	11	0	0	0	-100%	0	0	0	-100%	1	2	2	-89%	0	
	◆ Caruthersville	12	5	3	15	-44%	229	201	149	42%	375	279	264	4%	0	
	Cooter	12	0	0	0	#DIV/0!	5	4	4	-38%	7	2	6	75%	0	
	Hayti	12	6	7	3	-25%	376	331	74	50%	109	94	44	-39%	0	
	Hayti Heights	9	0	0	0	NA	0	0	0	NA	0	0	0	NA	0	
	Steele	12	1	1	0	NA	50	43	21	-18%	70	58	29	-31%	0	
	Wardell	12	0	0	0	NA	0	0	37	-100%	0	0	2	-100%	0	
35	Dunklin	Arbyrd	12	0	1	0	NA	29	30	8	-31%	50	47	12	-7%	0
	Campbell	12	2	1	35	100%	66	46	254	-36%	90	78	237	1%	0	
	Cardwell	12	10	4	6	NA	85	70	65	NA	63	40	68	NA	0	
	Clarkton	12	2	2	1	-33%	63	56	19	-24%	37	35	8	-3%	0	
	Holcomb	12	9	8	9	#DIV/0!	224	444	136	8%	26	59	5	-40%	0	
	Hornersville	12	0	0	0	-100%	24	12	14	0%	13	10	10	-38%	0	
	◆ Kennett	12	25	42	84	-43%	476	555	2,239	-41%	297	341	2016	-32%	0	
	Malden	12	9	7	28	-25%	502	421	269	-19%	284	224	214	-35%	0	
	Senath	12	4	0	37	#DIV/0!	66	36	249	-7%	28	26	48	-13%	0	
	Advance	12	6	11	7	-71%	73	69	43	-7%	22	18	13	-39%	0	
	Bernie	12	1	3	0	-67%	95	84	49	116%	34	31	35	-47%	0	
	Bloomfield	12	0	0	5	-100%	63	65	45	-61%	14	18	20	-80%	0	
	Dexter	12	17	16	8	-35%	1,086	1,135	87	-38%	347	328	76	3%	1	
	Puxico	12	0	0	8	NA	51	52	45	-46%	16	13	50	-61%	0	
36	Butler	Poplar Bluff	12	7	6	250	75%	1,264	1,240	4,868	-30%	789	669	1666	-11%	15
37	Howell	Mountain View	12	28	33	74	-47%	192	218	189	-33%	59	66	95	-16%	0
	West Plains	12	24	17	60	-20%	1,239	1,197	3,820	-64%	430	275	874	-38%	0	
	Willow Springs	12	3	9	5	-83%	537	486	259	69%	97	102	82	-29%	0	
	Oregon	Thayer	12	2	7	13	-80%	215	202	294	-26%	49	48	197	-33%	0
38	Christian	◆ Billings	12	11	2	77	-27%	155	70	1,130	-2%	7	4	94	0%	0
	◆ Clever	12	0	0	4	#DIV/0!	443	340	190	175%	32	26	33	-14%	0	
	Highlandville	12	0	2	0	NA	144	217	4	58%	11	12	3	83%	0	
	◆ Nixa	12	0	9	87	-100%	1,507	1,352	878	-10%	342	444	529	-66%	0	
	◆ Ozark	12	0	2	9	NA	898	956	1,821	-11%	265	272	687	-30%	0	
	◆ Sparta	12	11	5	6	38%	311	365	98	-44%	84	57	27	1100%	0	
39	Barry	Butterfield	2	0	0	0	NA	0	0	9	-100%	0	0	0	NA	0
	◆ Cassville	12	2	0	41	NA	517	289	644	-3%	919	490	917	68%	0	
	# Exeter	10	0	1	1	#DIV/0!	38	50	26	-81%	22	14	7	-35%	0	
	Monett	12	34	7	251	62%	815	681	3,154	-19%	465	392	748	-12%	0	
	Purdy	11	0	0	0	#DIV/0!	26	24	38	-26%	17	15	104	-45%	0	
	◆ Seligman	12	21	12	35	31%	317	164	595	20%	137	72	253	-8%	0	
	Washburn	10	0	1	2	#DIV/0!	0	9	88	-100%	8	19	17	-74%	0	
	Wheaton	12	0	0	0	NA	52	58	61	-40%	19	15	14	-5%	2	
	◆ Aurora	12	46	25	41	35%	970	718	558	98%	379	361	262	-8%	0	
	Marionville	12	14	11	25	17%	98	66	99	44%	95	49	167	4%	0	
	Miller	11	0	0	0	NA	0	0	2	-100%	4	5	4	-83%	0	
	Mount Vernon	12	5	6	35	-29%	286	290	279	47%	51	116	525	-50%	0	
	Pierce City	10	2	4	1	-67%	65	79	42	33%	36	46	31	-40%	0	
	◆ Verona	12	0	0	0	-100%	133	218	110	-65%	30	27	74	76%	0	
	Branson West	12	16	17	67	14%	596	450	1,694	-27%	171	97	759	23%	0	
	◆ Crane	12	0	0	0	NA	109	84	100	-46%	62	36	59	63%	0	
	Galena	12	0	0	0	NA	65	81	81	48%	0	11	9	-100%	0	
	◆ Kimberling City	12	19	12	26	19%	751	689	414	33%	85	83	131	-36%	0	
	◆ Reeds Spring	10	0	0	23	#DIV/0!	412	225	111	188%	17	18	8	750%	0	
40	McDonald	◆ Anderson	12	2	0	31	NA	638	535	663	11%	201	118	247	75%	0
	◆ Goodman	12	2	4	7	-78%	100	80	135	-38%	43	43	74	-22%	0	
	◆ Lanagan	12	4	14	15	-20%	254	668	300	-43%	26	61	24	-38%	0	
	◆ Noel	12	26	29	63	-28%	516	566	957	-14%	173	113	307	188%	0	
	◆ Pineville	12	10	14	54	-67%	884	818	1,221	-30%	44	39	40	132%	0	
	◆ Southwest City	12	3	15	96	#DIV/0!	96	313	494	-2%	11	43	88	-62%	0	
	◆ Diamond	12	1	1	7	#DIV/0!	207	172	292	-48%	11	9	12	1000%	0	
	◆ Fairview	12	0	0	0	NA	476	356	87	5189%	31	17	24	#DIV/0!	0	
	◆ Granby	12	2	0	15	-33%	106	116	177	-63%	51	47	126	-22%	0	
	◆ Neosho	12	61	57	88	-5%	1,193	1,212	1,029	-48%	682	631	583	-14%	0	
	◆ Seneca	12	26	52	49	-85%	586	371	816	15%	348	165	446	126%	0	
41	Shelby	Clarence	12	0	2	0	-100%	49	64	9	-28%	131	136	31	30%	0
	Shelbina	12	77	95	92	-53%	888	581	1,166	-44%	166	162	271	-45%	0	
42	Crawford	Cuba	12	13	20	4	-55%	272	335	435	-4%	173	138	257	-23%	0
	Iron	Annapolis	2	0	0	0	-100%	0	3	23	-100%	0	0	22	-100%	0
	**Arcadia	11	0	0	0	NA	8	22	29	-81%	0	7	0	#DIV/0!	0	

Live on JIS/SMC
◆ On JIS/SMC for entire FY
▲ Court abolished
**Cases moved to Assoc Crt
∇ Handled by Another Crt
*Abolished/Collecting on old TBV cases

Table 93
Municipal Division, FY 2020
Cases Filed, Disposed and Pending

Circuit	County	Municipality	# of Months on file for FY20	Alcohol/Drug Related Traffic				Other Traffic				Non-Traffic Ordinance				Parking Tickets Issued
				Filed	Disposed	Pending	% Change in Filed FY19 - FY20	Filed	Disposed	Pending	% Change in Filed FY19 - FY20	Filed	Disposed	Pending	% Change in Filed FY19 - FY20	
42	Wayne	Greenville	12	0	0	0	NA	0	0	0	#DIV/0!	1	3	0	NA	0
		Mill Spring	12	0	0	0	NA	0	0	0	NA	0	0	0	NA	0
		◆ Piedmont	12	1	2	0	NA	16	22	34	-63%	40	35	39	-47%	0
		Williamsville	12	0	0	0	NA	43	34	21	10%	8	9	2	NA	0
43	Clinton	◆ Cameron	12	13	26	70	-82%	356	399	492	-40%	257	215	242	1%	0
		Gower	12	0	3	3	-100%	81	98	131	-55%	8	14	39	-71%	0
		Lathrop	12	3	4	6	50%	131	158	120	-49%	102	73	83	122%	27
		Plattsburg	12	5	7	1	-38%	247	223	165	-24%	70	69	56	-31%	0
		Trimble	12	0	0	0	#DIV/0!	0	3	30	-100%	11	14	6	-31%	0
44	Wright	# Hartville	11	1	80	79	-88%	71	182	114	-57%	24	42	39	-38%	0
		Mansfield	12	2	2	9	-33%	146	89	186	42%	60	33	65	25%	0
		Mountain Grove	12	11	15	17	-15%	384	389	448	-10%	156	239	239	-33%	0
		*Norwood	2	0	0	0	NA	0	0	0	NA	0	0	0	NA	0
45	Lincoln	Elsberry	12	7	5	27	40%	491	346	1,145	35%	138	104	1072	-61%	0
		Moscow Mill	12	0	0	0	NA	980	987	473	-16%	12	14	11	-70%	0
		Troy	12	36	40	136	-45%	829	726	2,142	-6%	664	483	4306	-9%	4
	Pike	Winfield	12	9	5	13	25%	1,220	975	1,058	-27%	73	55	83	-23%	0
		Frankford	12	0	0	0	#DIV/0!	43	65	7	-64%	7	9	7	-67%	0
		◆ Louisiana	12	5	12	21	-38%	309	311	275	29%	67	145	207	-61%	0
46	Taney	Branson	12	39	18	127	34%	1,365	1,218	4,392	-17%	724	430	1494	89%	291
		Forsyth	12	11	15	6	-48%	470	605	214	-15%	72	114	20	-23%	0
		Hollister	12	28	47	58	-32%	449	548	571	-34%	174	215	420	-43%	0
STATE TOTAL				10,653	9,316	40,266	-21%	664,314	557,605	1,520,922	-13%	172,573	136,646	503,798	-12%	77,616

Live on JIS/SMC
◆ On JIS/SMC for entire FY
▲ Court abolished
**Cases moved to Assoc Crt
√ Handled by Another Crt
*Abolished/Collecting on old TBV cases

Table 94
Municipal Division, FY 2020
Net Collections/Disbursements

Cir. No.	County	Municipality	Fines	Clerk/Court Fee (costs)	POST Fund Surcharge	CVC Fund Surcharge	LET Fund Surcharge	Dom Violence Shelter Surcharge	Inmate Prisoner Detainee Security Fund Surcharge		
02	Lewis	◆ Canton	\$17,669	\$2,100	\$174	\$1,306	\$336	\$0	\$348		
		◆ LaGrange	\$5,520	\$437	\$35	\$266	\$48	\$180	\$0		
04	Atchison	Rock Port	\$24,801	\$1,692	\$141	\$1,058	\$282	\$282	\$0		
		◆ Tarkio	\$14,003	\$535	\$82	\$598	\$162	\$164	\$0		
		◆ Maryville	\$135,395	\$8,071	\$734	\$5,503	\$1,467	\$1,464	\$1,466		
05	Buchanan	Easton	\$0	\$0	\$0	\$0	\$0	\$0	\$0		
		St. Joseph	\$385,970	\$66,910	\$6,093	\$45,703	\$12,180	\$24,289	\$12,179		
06	Platte	Dearborn	\$2,807	\$360	\$30	\$224	\$60	\$0	\$0		
		Northmoor	\$71,425	\$3,641	\$331	\$2,483	\$662	\$0	\$0		
		Parkville	\$84,015	\$10,185	\$765	\$5,738	\$1,530	\$3,060	\$0		
		Platte Woods	\$41,722	\$5,194	\$441	\$3,300	\$1,322	\$880	\$0		
		Riverside	\$135,238	\$14,499	\$1,210	\$9,077	\$2,421	\$3,321	\$2,418		
		Weatherby Lake	\$24,011	\$3,324	\$230	\$1,740	\$460	\$460	\$0		
		◆ Weston	\$38,871	\$5,240	\$476	\$3,573	\$954	\$0	\$0		
07	Clay	Claycomo	\$250,585	\$22,008	\$2,167	\$16,253	\$4,319	\$2,151	\$0		
		Excelsior Springs	\$197,333	\$18,974	\$1,727	\$12,958	\$3,460	\$3,459	\$3,451		
		Gladstone	\$444,355	\$46,747	\$3,904	\$29,301	\$7,822	\$7,812	\$7,808		
		Keamey	\$54,664	\$5,574	\$465	\$3,480	\$929	\$1,856	\$928		
		Liberly	\$257,480	\$27,614	\$4,608	\$17,274	\$2,301	\$9,191	\$4,600		
		N. Kansas City	\$197,448	\$20,691	\$1,877	\$14,102	\$3,770	\$7,472	\$3,746		
		Oakview	\$48,302	\$5,412	\$492	\$3,690	\$984	\$984	\$0		
		Pleasant Valley	\$141,724	\$13,256	\$1,204	\$9,031	\$2,410	\$0	\$2,334		
08	Ray	√Camden	\$950	\$132	\$12	\$90	\$24	\$24	\$0		
		√Crystal Lake	\$4,440	\$352	\$32	\$240	\$64	\$64	\$0		
		√Fleming	\$3,452	\$352	\$32	\$240	\$64	\$64	\$0		
		√Hardin	\$3,922	\$605	\$55	\$413	\$110	\$110	\$0		
		Henrietta	\$23,093	\$2,211	\$201	\$1,508	\$402	\$402	\$0		
		Lawson	\$50,156	\$4,608	\$384	\$2,880	\$744	\$0	\$0		
		Orrick	\$2,948	\$352	\$32	\$240	\$64	\$128	\$16		
		Richmond	\$79,862	\$8,319	\$754	\$5,653	\$1,508	\$1,506	\$0		
		10	Marion	Hannibal	\$939,636	\$96,869	\$8,955	\$68,906	\$19,627	\$32,205	\$0
Palmyra	\$68,040			\$5,516	\$486	\$3,459	\$969	\$970	\$0		
Monroe	\$13,770			\$1,440	\$120	\$900	\$108	\$120	\$12		
11	St. Charles	Cottleville	\$66,555	\$6,467	\$530	\$4,055	\$1,061	\$0	\$1,080		
		Dardenne Prairie	\$106,682	\$10,166	\$922	\$6,910	\$1,842	\$1,846	\$0		
		Foristell	\$123,467	\$11,324	\$1,029	\$7,718	\$2,059	\$0	\$2,058		
		Lake St. Louis	\$117,762	\$11,093	\$923	\$6,930	\$1,847	\$1,856	\$1,849		
		O'Fallon	\$1,155,608	\$108,502	\$8,950	\$67,758	\$18,059	\$18,062	\$18,067		
		St. Charles	\$1,188,197	\$186,361	\$8,473	\$63,531	\$17,290	\$17,283	\$17,292		
		◆ St. Charles									
		Ordinance	\$548,650	\$52,678	\$4,386	\$32,891	\$8,751	\$5,517	\$8,771		
		St. Peters	\$551,127	\$45,363	\$3,778	\$28,345	\$7,560	\$0	\$7,562		
		Weldon Spring	\$67,989	\$6,956	\$582	\$4,365	\$1,166	\$0	\$0		
Wentzville	\$428,004	\$36,439	\$3,037	\$22,774	\$6,073	\$0	\$5,987				
12	Audrain	◆ Mexico	\$28,632	\$3,634	\$303	\$2,271	\$604	\$606	\$604		
		Vandalia	\$19,385	\$1,560	\$211	\$1,332	\$294	\$354	\$0		
		◆ Montgomery City	\$32,425	\$3,259	\$272	\$2,037	\$542	\$0	\$0		
		◆ New Florence	\$15,461	\$1,514	\$126	\$946	\$250	\$0	\$0		
		Warren	\$188,953	\$17,437	\$1,449	\$10,876	\$2,894	\$2,897	\$2,898		
13	Boone	◆ Wright City	\$103,475	\$11,639	\$965	\$7,189	\$1,928	\$0	\$1,932		
		Columbia	\$539,009	\$101,424	\$5,257	\$63,326	\$2,612	\$0	\$16,808		
		Callaway	\$0	\$0	\$0	\$0	\$0	\$0	\$0		
		◆ Fullon	\$18,052	\$2,063	\$172	\$1,289	\$346	\$0	\$0		
		◆ Holts Summit									
		15	Lafayette	Bates City	\$11,228	\$996	\$83	\$615	\$166	\$166	\$166
				Concordia	\$8,232	\$756	\$60	\$479	\$120	\$106	\$0
				◆ Higginsville	\$47,865	\$4,719	\$393	\$2,949	\$786	\$786	\$782
				Lexington	\$15,550	\$1,956	\$163	\$1,223	\$326	\$326	\$0
				◆ Odessa	\$28,881	\$4,159	\$295	\$2,448	\$697	\$543	\$696
				Waverly	\$0	\$0	\$0	\$0	\$0	\$0	\$0
				Saline	\$62,815	\$7,928	\$662	\$4,969	\$1,327	\$663	\$1,322
				Sweet Springs	\$6,326	\$948	\$158	\$593	\$79	\$79	\$0
16	Jackson	Blue Springs	\$548,764	\$47,658	\$3,972	\$29,786	\$7,943	\$15,856	\$0		
		Buckner	\$59,387	\$5,459	\$495	\$3,716	\$990	\$1,974	\$978		
		Grain Valley	\$95,401	\$8,429	\$704	\$5,276	\$1,402	\$2,804	\$0		
		Grandview	\$733,062	\$79,407	\$6,638	\$49,787	\$13,326	\$13,276	\$13,274		
		Greenwood	\$90,120	\$9,774	\$886	\$6,656	\$1,773	\$3,546	\$0		
		Independence	\$2,345,562	\$219,876	\$18,183	\$129,991	\$36,148	\$71,699	\$36,354		
		Jackson County	\$257,628	\$29,243	\$2,418	\$18,158	\$4,877	\$9,698	\$4,874		
		Kansas City	\$8,398,311	\$720,012	\$100,611	\$755,040	\$201,126	\$356,685	\$112,503		
		◆ Lee's Summit	\$593,854	\$65,667	\$5,473	\$41,045	\$10,935	\$21,839	\$10,909		
		Lone Jack	\$225,624	\$19,974	\$1,816	\$13,620	\$3,632	\$7,262	\$0		
		Oak Grove	\$105,620	\$8,120	\$674	\$5,053	\$1,352	\$1,349	\$1,349		
		Raytown	\$196,319	\$13,157	\$1,190	\$8,929	\$2,388	\$2,379	\$2,217		
		Sugar Creek	\$250,931	\$22,888	\$1,911	\$14,336	\$3,823	\$7,646	\$0		
		17	Cass	Belton	\$419,546	\$42,518	\$3,547	\$26,572	\$7,074	\$7,070	\$7,095
Harrisonville	\$109,860			\$9,029	\$754	\$5,664	\$1,498	\$1,491	\$1,491		
Lake Winnebago	\$184,333			\$21,000	\$1,251	\$13,126	\$1,750	\$3,501	\$0		
Peculiar	\$66,037			\$6,381	\$523	\$3,926	\$1,047	\$2,087	\$1,039		

Live on JIS/SMC
◆ On JIS/SMC for entire FY
▲ Court abolished
**Cases moved to Assoc Crt
√ Handled by Another Crt
*Abolished/Collecting on old TBV cases

Table 94
Municipal Division, FY 2020
Net Collections/Disbursements

Cir. No.	County	Municipality	Court Automation Fee (JIS courts ONLY)	Sheriffs' Retirement Fund	Restitution	Other	Revenue Recd for Parking Tickets	Total bond forfeitures NOT used for costs/fines	Total Bond Refunds	Total retained for Judicial Education Fund (JEF)	Total Net Disbursements	
02	Lewis	♣ Canton	\$1,170	\$528	\$525	\$2,719	\$100	\$0	\$179	\$0	\$27,152.80	
		♣ LaGrange	\$157	\$105	\$0	\$1,503	\$0	\$0	\$189	\$0	\$8,438.50	
04	Atchison	Rock Port	\$0	\$423	\$200	\$0	\$75	\$0	\$0	\$0	\$28,953.10	
		♣ Tarkio	\$571	\$246	\$0	-\$28	\$0	\$0	\$0	\$0	\$16,334.02	
		♣ Maryville	\$5,136	\$2,184	\$0	\$6,871	\$2,740	\$0	\$105	\$734	\$171,870.39	
05	Buchanan	Easton	\$0	\$0	\$0	\$0	\$0	\$0	\$0	\$0	\$0.00	
		St. Joseph	\$0	\$0	\$82,742	\$11,662	\$9,934	\$33,897	\$21,051	\$6,088	\$718,698.41	
06	Platte	Dearborn	\$0	\$90	\$0	\$0	\$0	\$1	\$0	\$30	\$3,602.00	
		Northmoor	\$0	\$993	\$0	\$0	\$0	\$2,620	\$0	\$331	\$82,485.50	
		Parkville	\$0	\$2,295	\$491	\$0	\$0	\$2,700	\$16,587	\$0	\$127,365.73	
		Platte Woods	\$0	\$1,323	\$0	\$0	\$0	\$2,350	\$940	\$441	\$57,913.11	
		Riverside	\$0	\$3,611	\$0	\$1,541	\$0	\$21,800	\$34,226	\$0	\$229,360.74	
		Weatherby Lake	\$0	\$690	\$0	\$0	\$0	\$1,370	\$636	\$0	\$32,920.50	
		♣ Weston	\$3,328	\$1,425	\$10	\$1,084	\$0	\$0	\$4,108	\$476	\$59,545.30	
07	Clay	Claycomo	\$0	\$6,407	\$3,384	\$6,355	\$0	\$21,392	\$19,226	\$2,157	\$356,412.74	
		Excelsior Springs	\$0	\$5,177	\$0	\$6,815	\$0	\$15,750	\$14,752	\$1,716	\$285,570.91	
		Gladstone	\$0	\$11,412	\$2,830	\$11,391	\$0	\$51,330	\$64,204	\$0	\$688,914.56	
		Kearney	\$0	\$0	\$233	\$1,953	\$0	\$50	\$421	\$0	\$70,552.88	
		Liberty	\$0	\$6,901	\$7,074	\$0	\$0	\$923	\$13,600	\$19,957	\$0	\$371,522.08
		N. Kansas City	\$0	\$5,609	\$845	\$0	\$2,926	\$32,473	\$11,171	\$23,005	\$1,884	\$327,017.66
		Oakview	\$0	\$1,476	\$0	\$618	\$0	\$0	\$455	\$0	\$492	\$62,904.50
		Pleasant Valley	\$0	\$3,579	\$0	\$3,637	\$0	\$0	\$12,133	\$6,810	\$1,205	\$197,323.93
08	Ray	√Camden	\$0	\$36	\$0	\$6	\$0	\$0	\$0	\$6	\$1,279.50	
		√Crystal Lake	\$0	\$96	\$0	\$65	\$0	\$0	\$0	\$16	\$5,358.00	
		√Fleming	\$0	\$96	\$0	\$16	\$0	\$0	\$0	\$15	\$4,330.50	
		√Hardin	\$0	\$165	\$0	\$28	\$0	\$0	\$0	\$28	\$5,434.00	
		Henrietta	\$0	\$603	\$0	\$135	\$0	\$0	\$0	\$101	\$28,654.64	
		Lawson	\$0	\$1,152	\$26	\$250	\$0	\$300	\$0	\$408	\$60,907.50	
		Orrick	\$0	\$96	\$0	\$0	\$0	\$0	\$0	\$16	\$3,892.00	
		Richmond	\$0	\$0	\$0	\$515	\$151	\$0	\$2,075	\$754	\$101,094.00	
		10	Marion	Hannibal	\$0	\$0	\$0	\$0	\$0	\$0	\$6,923	\$1,173,121.91
Monroe	Palmyra	\$0	\$1,455	\$0	\$150	\$0	\$0	\$0	\$485	\$81,530.50		
	Monroe City	\$0	\$360	\$0	\$500	\$0	\$0	\$0	\$120	\$17,450.00		
11	St. Charles	Cottleville	\$0	\$1,620	\$0	\$1,209	\$101	\$1,523	\$1,081	\$0	\$85,280.05	
		Dardenne Prairie	\$0	\$2,761	\$0	\$315	\$0	\$4,623	\$953	\$920	\$137,938.00	
		Foristell	\$0	\$3,087	\$0	\$1,291	\$202	\$8,656	\$0	\$1,030	\$161,920.83	
		Lake St. Louis	\$0	\$2,760	\$0	\$3,648	\$0	\$9,890	\$2,256	\$0	\$160,811.70	
		O'Fallon	\$0	\$26,564	\$462	\$10,976	\$0	\$59,170	\$42,770	\$0	\$1,534,947.34	
		St. Charles	\$59,299	\$25,407	\$0	\$171,990	\$0	\$72,126	\$36,786	\$0	\$1,864,035.09	
		♣ St. Charles Ordinance	\$0	\$0	\$0	\$23,920	\$13,748	\$72,965	\$207,025	\$0	\$979,301.39	
		St. Peters	\$0	\$11,307	\$140	\$3,563	\$0	\$58,311	\$11,176	\$0	\$728,232.18	
		Weldon Spring	\$0	\$1,749	\$0	\$246	\$0	\$0	\$1,880	\$0	\$84,932.74	
Wentzville	\$0	\$0	\$1,297	\$14,157	\$5,011	\$40,426	\$5,975	\$0	\$569,179.17			
12	Audrain	♣ Mexico	\$2,120	\$912	\$0	\$110	\$0	\$0	\$426	\$0	\$40,220.50	
		Vandalia	\$0	\$525	\$0	\$0	\$0	\$857	\$4	\$0	\$24,522.01	
		♣ Montgomery City	\$1,901	\$808	\$0	\$646	\$0	\$415	\$250	\$0	\$42,554.82	
		♣ New Florence	\$883	\$384	\$0	\$633	\$0	\$450	\$243	\$0	\$20,888.96	
		Warrenton	\$0	\$0	\$4,926	\$962	\$205	\$14,000	\$4,198	\$0	\$251,694.72	
♣ Wright City	\$5,714	\$2,901	\$914	\$1,330	\$0	\$6,250	\$587	\$0	\$144,822.54			
13	Boone	Columbia	\$0	\$0	\$1,226	\$31,561	\$430,868	\$6,588	\$34,882	\$0	\$1,233,558.26	
		Callaway	\$0	\$0	\$0	\$0	\$0	\$0	\$0	\$0	\$0.00	
		♣ Holts Summit	\$1,203	\$517	\$0	\$2,449	\$0	\$0	\$2,943	\$0	\$29,033.73	
15	Lafayette	Bates City	\$0	\$249	\$0	\$0	\$0	\$0	\$1,279	\$0	\$14,947.50	
		Concordia	\$0	\$180	\$60	\$35	\$0	\$500	\$0	\$0	\$10,527.50	
		♣ Higginsville	\$2,739	\$1,176	\$0	\$873	\$0	\$1,666	\$4,345	\$0	\$69,078.29	
		Lexington	\$0	\$483	\$971	\$363	\$0	\$200	\$994	\$163	\$22,717.54	
		♣ Odessa	\$2,466	\$675	\$180	\$1,452	\$0	\$150	\$1,598	\$0	\$44,239.00	
		Waverly	\$0	\$0	\$0	\$0	\$0	\$0	\$0	\$0	\$0.00	
		Marshall	\$0	\$1,971	\$0	\$98	\$0	\$0	\$2,243	\$0	\$83,996.50	
		Sweet Springs	\$0	\$213	\$0	\$0	\$0	\$0	\$0	\$0	\$8,395.50	
16	Jackson	Blue Springs	\$0	\$11,876	\$24,981	\$14,782	\$0	\$39,654	\$170,933	\$0	\$916,205.21	
		Buckner	\$0	\$0	\$1,618	\$576	\$0	\$800	\$2,364	\$495	\$78,850.87	
		Grain Valley	\$0	\$2,109	\$4,110	\$1,392	\$0	\$500	\$14,570	\$0	\$136,696.27	
		Grandview	\$0	\$19,891	\$2,738	\$5,532	\$0	\$46,106	\$23,612	\$0	\$1,006,644.99	
		Greenwood	\$0	\$0	\$0	-\$66	\$0	\$2,110	\$6,387	\$888	\$122,072.22	
		Independence	\$0	\$53,210	\$0	\$2,307	\$7,977	\$143,428	\$424,910	\$0	\$3,489,643.75	
		Jackson County	\$0	\$7,250	\$35	\$102,245	\$0	\$7,725	\$9,567	\$0	\$453,717.09	
		Kansas City	\$0	\$299,575	\$78,055	\$1,812,859	\$0	\$155,954	\$451,367	\$0	\$13,442,096.35	
		♣ Lee's Summit	\$38,225	\$0	\$5,471	\$39,936	\$0	\$41,195	\$276,006	\$0	\$1,150,553.99	
		Lone Jack	\$0	\$780	\$727	\$0	\$0	\$3,782	\$5,569	\$1,816	\$284,600.00	
		Oak Grove	\$0	\$0	\$902	\$0	\$0	\$8,560	\$9,303	\$0	\$142,280.50	
		Raytown	\$0	\$3,356	\$3,885	\$1,526	\$0	\$27,619	\$35,355	\$1,174	\$299,492.67	
		Sugar Creek	\$0	\$0	\$0	\$215	\$0	\$10,597	\$6,530	\$0	\$318,876.22	
17	Cass	Belton	\$0	\$10,629	\$2,110	\$3,784	\$0	\$34,302	\$0	\$0	\$564,244.42	
		Harrisonville	\$0	\$2,286	\$0	\$2,997	\$0	\$12,155	\$6,792	\$0	\$154,016.35	
		Lake Winnebago	\$0	\$0	\$0	\$3,500	\$0	\$10,735	\$17,110	\$0	\$256,303.50	
		Peculiar	\$0	\$0	\$0	\$0	\$0	\$3,953	\$1,848	\$0	\$86,841.00	

Live on JIS/SMC
♣ On JIS/SMC for entire FY
▲ Court abolished
**Cases moved to Assoc Crt
√ Handled by Another Crt
*Abolished/Collecting on old TBV cases

Table 94
Municipal Division, FY 2020
Net Collections/Disbursements

Cir. No.	County	Municipality	Fines	Clerk/Court Fee (costs)	POST Fund Surcharge	CVC Fund Surcharge	LET Fund Surcharge	Dom Violence Shelter Surcharge	Inmate Prisoner Detainee Security Fund Surcharge		
	Johnson	Pleasant Hill	\$109,351	\$10,378	\$868	\$6,493	\$1,736	\$3,467	\$0		
		Raymore	\$260,263	\$22,871	\$1,906	\$14,278	\$3,814	\$7,619	\$3,812		
		Knob Noster	\$22,315	\$2,213	\$184	\$1,383	\$368	\$368	\$0		
		Warrensburg	\$239,225	\$23,873	\$1,991	\$14,940	\$3,982	\$3,982	\$2,988		
18	Pettis	La Monte	\$30,702	\$3,144	\$262	\$1,965	\$524	\$262	\$524		
		Sedalia	\$80,393	\$10,498	\$952	\$7,137	\$1,901	\$3,793	\$1,896		
19	Cole	Jefferson City	\$394,123	\$39,495	\$6,599	\$24,614	\$3,282	\$6,599	\$6,564		
20	Franklin	Franklin	\$482,500	\$42,109	\$3,512	\$26,371	\$7,035	\$0	\$0		
		New Haven	\$13,055	\$1,556	\$159	\$1,178	\$252	\$0	\$0		
		Pacific	\$55,481	\$8,852	\$739	\$5,528	\$1,476	\$0	\$1,470		
		St. Clair	\$58,191	\$6,021	\$549	\$4,116	\$1,113	\$0	\$1,114		
		Sullivan	\$38,440	\$3,610	\$722	\$2,885	\$1,108	\$0	\$0		
		Union	\$39,664	\$4,906	\$409	\$3,067	\$816	\$0	\$816		
		Bland	\$3,897	\$336	\$28	\$210	\$56	\$0	\$0		
		Hermann	\$16,592	\$1,811	\$145	\$1,106	\$292	\$0	\$0		
		21	St. Louis County	Ballwin	\$287,958	\$27,900	\$2,325	\$17,438	\$4,650	\$0	\$4,650
				Bella Villa	\$49,529	\$9,421	\$856	\$6,423	\$1,698	\$1,697	\$0
Bellefontaine Nght	\$82,558			\$8,392	\$692	\$5,168	\$1,376	\$1,383	\$0		
Bellerive Acres	\$730			\$55	\$5	\$38	\$10	\$10	\$10		
Bel-Nor	\$19,540			\$2,525	\$240	\$1,795	\$482	\$478	\$112		
Bel-Ridge	\$113,334			\$9,725	\$884	\$6,631	\$1,774	\$1,776	\$1,768		
Berkeley	\$94,298			\$9,799	\$923	\$6,470	\$1,758	\$1,824	\$0		
Beverly Hills	\$15,858			\$2,570	\$234	\$1,752	\$460	\$444	\$445		
Black Jack	\$27,034			\$4,906	\$327	\$2,570	\$814	\$680	\$0		
Breckenridge Hills	\$126,520			\$13,422	\$1,217	\$9,103	\$2,432	\$0	\$2,428		
21	St. Louis County	Brentwood	\$43,314	\$4,893	\$409	\$3,068	\$806	\$0	\$0		
		Bridgeton	\$152,684	\$14,349	\$1,193	\$8,931	\$2,385	\$1,192	\$619		
		Calverton Park	\$200,907	\$16,457	\$1,364	\$9,778	\$2,729	\$0	\$2,604		
		Champ	\$0	\$0	\$0	\$0	\$0	\$0	\$0		
		Charlack	\$36,288	\$4,631	\$421	\$3,157	\$80	\$802	\$805		
		Chesterfield	\$552,037	\$49,088	\$4,091	\$30,683	\$8,161	\$8,180	\$8,180		
		Clarkson Valley	\$69,466	\$5,412	\$483	\$3,611	\$902	\$152	\$88		
		Clayton	\$69,350	\$8,660	\$722	\$5,417	\$1,444	\$1,444	\$1,440		
		Cool Valley	\$112,964	\$8,666	\$788	\$5,909	\$1,572	\$1,572	\$1,520		
		Country Club Hills	\$4,703	\$925	\$84	\$631	\$166	\$0	\$0		
21	St. Louis County	Crestwood	\$94,854	\$10,338	\$862	\$6,467	\$1,724	\$3,448	\$1,737		
		Creve Coeur	\$351,801	\$26,074	\$2,581	\$19,063	\$4,398	\$5,374	\$4,390		
		Dellwood	\$57,339	\$10,609	\$913	\$6,847	\$1,826	\$0	\$1,826		
		Des Peres	\$67,635	\$6,552	\$550	\$4,103	\$1,096	\$1,090	\$796		
		Edmundson	\$43,509	\$4,860	\$405	\$3,048	\$810	\$0	\$810		
		Ellisville	\$50,413	\$3,766	\$314	\$2,354	\$640	\$0	\$639		
		Eureka	\$61,148	\$5,716	\$477	\$3,564	\$948	\$0	\$980		
		Fenton	\$93,675	\$9,576	\$800	\$5,994	\$1,600	\$0	\$1,598		
		Ferguson	\$163,254	\$18,213	\$1,511	\$11,367	\$3,023	\$3,034	\$3,022		
		Flordell Hills	\$32,982	\$4,500	\$394	\$2,915	\$792	\$0	\$696		
21	St. Louis County	Florissant	\$717,176	\$80,796	\$6,553	\$49,725	\$13,379	\$13,106	\$8,460		
		Frontenac	\$102,780	\$9,120	\$760	\$5,703	\$1,520	\$0	\$1,520		
		Glen Echo Park	\$77	\$12	\$1	\$8	\$2	\$0	\$0		
		Glendale	\$42,114	\$5,943	\$496	\$3,706	\$988	\$988	\$986		
		Grantwood	\$1,900	\$312	\$26	\$195	\$2	\$0	\$0		
		Greendale	\$6,024	\$575	\$52	\$392	\$102	\$201	\$0		
		Hanley Hills	\$6,209	\$905	\$84	\$613	\$164	\$0	\$0		
		Hazelwood	\$400,032	\$39,899	\$3,344	\$24,996	\$6,634	\$6,655	\$6,662		
		Jennings	\$37,161	\$3,869	\$355	\$2,571	\$656	\$692	\$630		
		Kirkwood	\$144,163	\$15,446	\$1,287	\$9,653	\$2,574	\$2,574	\$2,574		
21	St. Louis County	Ladue	\$91,071	\$7,285	\$661	\$4,954	\$1,318	\$1,316	\$1,318		
		Lakeshire	\$14,525	\$2,732	\$187	\$1,415	\$456	\$0	\$0		
		Manchester	\$194,320	\$22,342	\$1,860	\$13,950	\$3,722	\$3,716	\$0		
		Maplewood	\$211,641	\$29,123	\$2,426	\$18,198	\$4,831	\$3,108	\$4,822		
		Maryland Heights	\$659,820	\$52,888	\$4,415	\$31,441	\$8,830	\$8,840	\$0		
		Moline Acres	\$39,396	\$4,957	\$426	\$3,195	\$894	\$892	\$0		
		Normandy	\$267,231	\$24,374	\$2,218	\$16,628	\$4,501	\$4,417	\$4,418		
		Northwoods	\$46,161	\$7,236	\$657	\$4,928	\$1,315	\$1,268	\$1,318		
		Oakland	\$99,224	\$6,516	\$540	\$4,061	\$1,072	\$1,082	\$0		
		Olivette	\$121,143	\$13,548	\$1,130	\$8,474	\$2,260	\$0	\$2,292		
21	St. Louis County	Overland	\$115,220	\$12,932	\$1,077	\$8,078	\$2,154	\$0	\$2,154		
		Pagedale	\$119,794	\$12,502	\$1,042	\$7,786	\$2,083	\$396	\$1,500		
		Pasadena Hills	\$664	\$99	\$9	\$68	\$18	\$18	\$18		
		Pasadena Park	\$560	\$44	\$4	\$30	\$8	\$8	\$8		
		Pine Lawn	\$35,793	\$4,629	\$414	\$3,080	\$814	\$812	\$800		
		Richmond Heights	\$129,637	\$13,590	\$1,236	\$9,249	\$2,469	\$4,504	\$2,484		
		Riverview	\$39,763	\$5,671	\$469	\$3,426	\$928	\$0	\$0		
		Rock Hill	\$288,859	\$31,354	\$2,615	\$19,627	\$5,227	\$0	\$0		
		Shrewsbury	\$154,641	\$19,470	\$1,621	\$12,128	\$3,225	\$3,223	\$3,210		
		St. Ann	\$158,994	\$18,390	\$1,670	\$12,544	\$3,339	\$3,343	\$3,342		
21	St. Louis County	St. John	\$136,969	\$18,604	\$1,553	\$11,638	\$3,106	\$3,104	\$2,964		
		St. Louis County	\$1,041,757	\$357,392	\$11,195	\$83,950	\$22,377	\$22,392	\$22,290		
		Sunset Hills	\$210,437	\$20,847	\$1,737	\$13,025	\$3,472	\$3,470	\$3,338		
		Sycamore Hills	\$6,159	\$958	\$80	\$600	\$160	\$158			

Live on JIS/SMC
 * On JIS/SMC for entire FY
 ▲ Court abolished
 **Cases moved to Assoc Crt
 √ Handled by Another Crt
 *Abolished/Collecting on old TBV cases

Table 94
Municipal Division, FY 2020
Net Collections/Disbursements

Cir. No.	County	Municipality	Court Automation Fee (JIS courts ONLY)	Sheriffs' Retirement Fund	Restitution	Other	Revenue Recd for Parking Tickets	Total bond forfeitures NOT used for costs/fines	Total Bond Refunds	Total retained for Judicial Education Fund (JEF)	Total Net Disbursements	
	Johnson	Pleasant Hill	\$0	\$2,460	\$0	\$4,325	\$0	\$2,923	\$2,208	\$0	\$144,205.53	
		Raymore	\$0	\$0	\$58	\$3,800	\$0	\$9,196	\$15,011	\$0	\$342,626.82	
		Knob Noster	\$1,291	\$555	\$0	\$0	\$0	\$300	\$780	\$0	\$29,757.75	
		Warrensburg	\$0	\$5,975	\$0	\$2,245	\$0	\$2,258	\$5,159	\$0	\$306,617.25	
18	Pettis	La Monte	\$1,834	\$786	\$0	\$0	\$0	\$500	\$267	\$0	\$40,769.05	
		Sedalia	\$6,661	\$2,832	\$0	\$9,090	\$0	\$11,785	\$4,237	\$952	\$142,125.72	
19	Cole	Jefferson City	\$0	\$9,717	\$200	\$5,203	\$86,788	\$4,735	\$15,966	\$0	\$603,884.88	
20	Franklin	Franklin	\$0	\$0	\$0	\$84,609	\$0	\$935	\$2,235	\$838	\$650,143.08	
		New Haven	\$1,110	\$150	\$0	\$1,054	\$0	\$200	\$271	\$0	\$18,982.36	
		Pacific	\$0	\$0	\$13,427	\$2,200	\$731	\$6,710	\$4,143	\$743	\$101,499.40	
		St. Clair	\$3,831	\$1,636	\$0	\$3,089	\$0	\$1,520	\$6,427	\$547	\$88,152.91	
		Sullivan	\$0	\$0	\$3,071	\$100	\$0	\$0	\$28	\$0	\$49,964.27	
		Union	\$2,862	\$1,215	\$0	\$6,936	\$0	\$2,075	\$1,617	\$0	\$64,381.69	
Gasconade	Bland	\$0	\$88	\$0	\$0	\$0	\$648	\$24	\$0	\$5,286.50		
	Hermann	\$0	\$438	\$500	\$535	\$0	\$411	\$88	\$0	\$21,917.10		
21	St. Louis County	Ballwin	\$0	\$0	\$0	\$3,242	\$0	\$7,775	\$2,281	\$0	\$358,218.06	
		Bella Villa	\$5,995	\$0	\$0	\$4,997	\$0	\$500	\$77	\$0	\$81,193.35	
		Bellefontaine Nght	\$0	\$0	\$0	\$1,356	\$1,204	\$3,825	\$166	\$0	\$106,118.81	
		Bellerive Acres	\$14	\$0	\$0	\$0	\$0	\$0	\$0	\$5	\$876.50	
		Bel-Nor	\$1,214	\$0	\$0	\$0	\$0	\$850	\$506	\$0	\$27,742.00	
		Bel-Ridge	\$6,161	\$0	\$0	\$2,304	\$0	\$740	\$547	\$663	\$146,304.79	
		Berkeley	\$3,113	\$0	\$200	\$54	\$0	\$3,350	\$200	\$938	\$123,076.21	
		Beverly Hills	\$1,593	\$0	\$0	\$13	\$0	\$0	\$575	\$234	\$24,177.92	
		Black Jack	\$2,024	\$0	\$14	\$0	\$0	\$0	\$0	\$0	\$38,368.44	
		Breckenridge Hills	\$0	\$0	\$0	\$666	\$0	\$2,582	\$372	\$1,221	\$159,962.50	
		Brentwood	\$1,611	\$0	\$0	\$440	\$125	\$5,100	\$4,314	\$0	\$64,080.90	
		Bridgeton	\$2,199	\$0	\$1,981	\$3,335	\$1,091	\$25,558	\$1,852	\$0	\$217,368.38	
		Calverton Park	\$0	\$0	\$0	\$29,425	\$122	\$22,728	\$10,678	\$0	\$296,791.05	
		Champ	\$0	\$0	\$0	\$0	\$0	\$0	\$0	\$0	\$0.00	
		Charlack	\$2,947	\$0	\$0	\$7,321	\$100	\$650	\$100	\$421	\$58,383.03	
		Chesterfield	\$13,608	\$0	\$0	\$4,760	\$649	\$19,587	\$9,026	\$0	\$708,049.53	
		Clarkson Valley	\$532	\$0	\$0	\$38	\$0	\$0	\$0	\$0	\$80,683.66	
		Clayton	\$2,606	\$0	\$0	\$2,730	\$0	\$6,800	\$4,037	\$0	\$79,521.00	
		Cool Valley	\$5,340	\$0	\$0	\$529	\$0	\$2,750	\$0	\$788	\$142,386.25	
		Country Club Hills	\$589	\$0	\$0	\$0	\$0	\$0	\$0	\$84	\$7,348.50	
		Crestwood	\$3,463	\$0	\$0	\$845	\$0	\$4,388	\$1,668	\$0	\$129,793.46	
		Creve Coeur	\$11,736	\$0	\$0	\$5,362	\$152	\$4,316	\$3,336	\$0	\$438,580.53	
		Dellwood	\$4,304	\$0	\$500	\$50	\$1,003	\$1,700	\$3,600	\$913	\$91,429.00	
		Des Peres	\$2,801	\$0	\$0	\$1,063	\$0	\$5,197	\$587	\$0	\$91,469.50	
		Edmundson	\$784	\$0	\$0	\$730	\$101	\$2,910	\$75	\$0	\$58,039.70	
		Ellisville	\$2,197	\$0	\$0	\$1,732	\$0	\$0	\$4,098	\$0	\$66,152.26	
		Eureka	\$2,424	\$0	\$3,755	\$2,053	\$0	\$7,409	\$11,901	\$0	\$100,374.34	
		Fenton	\$0	\$0	\$0	\$150	\$302	\$3,625	\$4,236	\$0	\$121,554.45	
		Ferguson	\$0	\$0	\$80	\$1,277	\$0	\$11,815	\$2,691	\$0	\$219,285.78	
		Flordell Hills	\$0	\$0	\$0	\$0	\$0	\$2,529	\$450	\$0	\$45,256.50	
		Florissant	\$8,242	\$0	\$0	\$66,238	\$0	\$152,101	\$16,193	\$0	\$1,131,968.93	
		Frontenac	\$4,227	\$0	\$0	\$2,635	\$0	\$3,790	\$578	\$0	\$132,633.35	
		Glen Echo Park	\$7	\$0	\$0	\$0	\$0	\$0	\$0	\$0	\$106.00	
		Glendale	\$0	\$0	\$0	\$85	\$150	\$0	\$1,392	\$0	\$56,847.50	
		Grantwood	\$182	\$0	\$274	\$0	\$0	\$0	\$0	\$0	\$2,890.90	
		Greendale	\$359	\$0	\$0	\$255	\$0	\$500	\$0	\$52	\$8,512.50	
		Hanley Hills	\$0	\$0	\$50	\$0	\$383	\$200	\$1,545	\$82	\$10,235.00	
		Hazelwood	\$1,714	\$0	\$150	\$0	\$1,966	\$79,899	\$3,917	\$0	\$575,867.81	
		Jennings	\$1,256	\$0	\$0	\$14	\$0	\$23,000	\$6,065	\$148	\$76,416.26	
		Kirkwood	\$8,100	\$0	\$0	\$4,091	\$427	\$2,700	\$3,062	\$0	\$196,650.13	
		Ladue	\$4,094	\$0	\$0	\$3,083	\$0	\$3,465	\$1,047	\$323	\$119,935.89	
		Lakeshire	\$1,216	\$0	\$0	\$855	\$0	\$0	\$0	\$0	\$21,385.57	
		Manchester	\$9,463	\$0	\$700	\$3,844	\$329	\$2,000	\$197	\$0	\$256,441.62	
		Maplewood	\$12,109	\$0	\$0	\$4,496	\$1,802	\$21,215	\$33,250	\$0	\$347,020.90	
		Maryland Heights	\$0	\$0	\$4,495	\$14,900	\$5,089	\$56,821	\$18,699	\$0	\$866,237.79	
		Moline Acres	\$1,169	\$0	\$0	\$140	\$0	\$0	\$50	\$311	\$51,429.50	
		Normandy	\$15,166	\$0	\$0	\$939	\$0	\$11,347	\$700	\$2,216	\$354,155.13	
		Northwoods	\$4,409	\$0	\$0	\$534	\$0	\$550	\$525	\$658	\$69,557.46	
		Oakland	\$0	\$0	\$0	\$1	\$0	\$200	\$125	\$0	\$112,820.40	
		Olivette	\$910	\$0	\$58	\$3,779	\$0	\$6,155	\$1,451	\$0	\$161,198.87	
		Overland	\$0	\$0	\$5,371	\$3,579	\$0	\$7,712	\$1,352	\$0	\$159,627.11	
		Pagedale	\$1,395	\$0	\$0	\$1,050	\$0	\$400	\$78	\$0	\$148,024.99	
		Pasadena Hills	\$63	\$0	\$0	\$85	\$0	\$0	\$0	\$9	\$1,050.00	
		Pasadena Park	\$28	\$0	\$0	\$0	\$0	\$0	\$0	\$4	\$694.00	
		Pine Lawn	\$2,812	\$0	\$0	\$16	\$0	\$6,980	\$4,366	\$363	\$60,877.50	
		Richmond Heights	\$1,085	\$0	\$125	\$754	\$1,682	\$11,650	\$3,580	\$1,075	\$183,119.10	
		Riverview	\$0	\$0	\$0	\$0	\$0	\$1,600	\$0	\$0	\$51,855.78	
		Rock Hill	\$10,157	\$0	\$0	\$38	\$0	\$443	\$700	\$1,211	\$0	\$360,231.16
		Shrewsbury	\$11,022	\$0	\$0	\$1,024	\$0	\$10,490	\$1,442	\$0	\$221,494.56	
		St. Ann	\$11,651	\$0	\$0	\$2,067	\$0	\$11,879	\$3,721	\$1,672	\$232,611.60	
		St. John	\$0	\$0	\$756	\$3,383	\$0	\$13,067	\$2,189	\$0	\$197,331.51	
		St. Louis County	\$0	\$0	\$0	\$86,752	\$0	\$6,172	\$0	\$0	\$1,976,993.26	
		Sunset Hills	\$8,594	\$0	\$56	\$5,639	\$0	\$20,550	\$8,395	\$0	\$299,560.34	
		Sycamore Hills	\$0	\$0	\$0	\$0	\$0	\$400	\$695	\$0	\$9,369.50	

Live on JIS/SMC
 ♦ On JIS/SMC for entire FY
 ▲ Court abolished
 **Cases moved to Assoc Crt
 † Handled by Another Crt
 *Abolished/Collecting on old TBV cases

Table 94
Municipal Division, FY 2020
Net Collections/Disbursements

Cir. No.	County	Municipality	Fines	Clerk/Court Fee (costs)	POST Fund Surcharge	CVC Fund Surcharge	LET Fund Surcharge	Dom Violence Shelter Surcharge	Inmate Prisoner Detainee Security Fund Surcharge
		◆ Town & Country	\$296,539	\$23,312	\$1,945	\$14,565	\$3,887	\$3,886	\$3,982
		University City	\$400,608	\$35,215	\$2,933	\$22,077	\$5,887	\$5,886	\$2,664
		√ Uplands Park	\$11,971	\$2,237	\$161	\$1,237	\$138	\$0	\$0
		◆ Valley Park	\$60,407	\$6,783	\$46	\$4,250	\$1,132	\$564	\$1,138
		Velda City	\$40,623	\$5,887	\$484	\$3,647	\$970	\$956	\$901
		◆ Velda Village Hills	\$9,983	\$1,320	\$134	\$1,023	\$260	\$0	\$0
		√ Vinita Park	\$117,346	\$16,246	\$1,476	\$11,061	\$2,959	\$2,924	\$2,968
		√ Warson Woods	\$10,784	\$1,776	\$148	\$1,110	\$296	\$0	\$0
		Webster Groves	\$459,263	\$48,332	\$4,026	\$30,195	\$8,052	\$8,052	\$8,052
		√ Wellston	\$39,092	\$6,767	\$615	\$4,613	\$1,220	\$1,186	\$1,215
		Wildwood	\$272,571	\$26,808	\$2,234	\$16,754	\$4,463	\$4,468	\$4,468
		√ Winchester	\$1,075	\$264	\$22	\$165	\$44	\$44	\$0
		Woodson Terrace	\$57,613	\$5,266	\$438	\$3,238	\$866	\$0	\$854
22	City of St. Louis	City of St. Louis	\$2,185,056	\$393,969	\$13,499	\$140,713	\$26,986	\$13,503	\$26,480
23	Jefferson	Arnold	\$334,121	\$38,746	\$3,232	\$24,244	\$6,457	\$3,232	\$0
		Byrnes Mill	\$57,772	\$6,079	\$791	\$3,517	\$991	\$898	\$0
		Crystal City	\$197,284	\$12,907	\$1,174	\$8,806	\$2,347	\$0	\$0
		DeSoto	\$39,740	\$4,119	\$343	\$2,537	\$668	\$668	\$0
		Festus	\$27,586	\$2,871	\$263	\$1,958	\$526	\$1,027	\$0
		Herculaneum	\$57,223	\$5,804	\$482	\$5,167	\$964	\$2,749	\$0
		Hillsboro	\$61,259	\$6,212	\$518	\$3,885	\$1,036	\$518	\$0
		Jefferson County	\$851,743	\$47,951	\$4,031	\$30,054	\$8,039	\$8,053	\$8,034
		Pevely	\$64,097	\$5,312	\$480	\$3,591	\$962	\$0	\$958
24	Madison	Fredericktown	\$23,751	\$3,069	\$284	\$2,108	\$568	\$1,118	\$568
	St. Francois	Bismarck	\$34,640	\$2,805	\$255	\$1,920	\$510	\$510	\$510
		Bonne Terre	\$56,772	\$4,183	\$377	\$2,854	\$761	\$714	\$748
		◆ Desloge	\$157,680	\$5,765	\$522	\$3,914	\$1,037	\$1,041	\$1,034
		Farmington	\$167,210	\$10,557	\$867	\$6,553	\$1,754	\$869	\$1,744
		Iron Mountain Lake	\$4,473	\$1,183	\$36	\$307	\$72	\$0	\$8
		Leadington	\$16,663	\$1,489	\$133	\$1,001	\$266	\$534	\$0
		Leadwood	\$36,916	\$3,003	\$276	\$2,048	\$548	\$552	\$550
		Park Hills	\$66,060	\$4,848	\$409	\$3,050	\$812	\$406	\$810
	Ste. Genevieve	St. Mary	\$1,533	\$120	\$10	\$75	\$20	\$20	\$0
		Ste. Genevieve	\$13,940	\$1,345	\$112	\$840	\$226	\$112	\$226
	Washington	Potosi	\$37,789	\$2,539	\$231	\$1,732	\$462	\$462	\$460
25	Maries	Belle	\$25,619	\$1,380	\$115	\$863	\$230	\$0	\$0
	Phelps	Newburg	\$112	\$39	\$2	\$7	\$0	\$0	\$0
		◆ Rolla	\$96,688	\$12,851	\$1,071	\$8,032	\$2,137	\$2,131	\$0
		St. James	\$28,576	\$2,248	\$190	\$1,427	\$380	\$0	\$0
	Pulaski	Crocker	\$23,020	\$1,349	\$113	\$840	\$224	\$0	\$0
		Dixon	\$17,317	\$1,770	\$159	\$1,184	\$320	\$300	\$0
		◆ Richland	\$4,857	\$623	\$57	\$425	\$114	\$0	\$0
		St. Robert	\$114,414	\$9,358	\$784	\$5,872	\$1,566	\$1,566	\$0
		Waynesville	\$104,109	\$11,405	\$950	\$7,129	\$1,902	\$1,902	\$0
	Texas	Cabool	\$29,720	\$3,591	\$325	\$2,452	\$654	\$0	\$0
		Houston	\$34,124	\$5,162	\$417	\$3,141	\$837	\$0	\$0
		Licking	\$27,974	\$4,035	\$335	\$2,505	\$672	\$0	\$204
		Summersville	\$6,324	\$613	\$122	\$214	\$0	\$0	\$0
26	Camden	Camdenton	\$25,247	\$3,306	\$300	\$2,251	\$600	\$604	\$0
		◆ Lake Ozark	\$108,875	\$10,533	\$871	\$6,534	\$1,750	\$1,744	\$0
		Osage Beach	\$104,299	\$11,971	\$1,996	\$7,482	\$998	\$1,988	\$0
		◆ Sunrise Beach	\$27,500	\$3,434	\$286	\$2,146	\$574	\$0	\$0
	Laclede	◆ Lebanon	\$92,742	\$8,120	\$678	\$5,082	\$1,274	\$1,273	\$0
	Miller	◆ Iberia	\$748	\$10	\$0	\$21	\$4	\$0	\$0
	Moniteau	◆ Tipton	\$9,465	\$842	\$84	\$591	\$137	\$0	\$0
	Morgan	Versailles	\$28,755	\$2,837	\$234	\$1,755	\$468	\$0	\$0
27	Bates	◆ Butler	\$27,765	\$3,372	\$280	\$2,089	\$546	\$0	\$540
	Henry	Clinton	\$63,613	\$7,926	\$1,438	\$5,420	\$718	\$2,850	\$0
28	Barton	Lamar	\$80,204	\$6,372	\$533	\$3,974	\$1,066	\$0	\$0
	Cedar	El Dorado Springs	\$29,026	\$3,916	\$330	\$2,385	\$636	\$0	\$0
	Dade	Greenfield	\$10,887	\$1,109	\$124	\$704	\$0	\$0	\$0
	Vernon	Nevada	\$93,358	\$12,932	\$1,178	\$8,817	\$2,355	\$2,351	\$0
29	Jasper	Carl Junction	\$45,334	\$4,972	\$428	\$3,168	\$161	\$854	\$693
		Cartersville	\$89,997	\$8,079	\$730	\$5,510	\$1,470	\$0	\$0
		◆ Carthage	\$238,482	\$14,748	\$1,322	\$9,918	\$2,615	\$4,545	\$2,615
		Duenweg	\$12,710	\$1,302	\$152	\$823	\$170	\$0	\$0
		Duquesne	\$87,512	\$8,588	\$782	\$5,856	\$1,560	\$0	\$0

Live on JIS/SMC
◆ On JIS/SMC for entire FY
▲ Court abolished
**Cases moved to Assoc Crt
√ Handled by Another Crt
*Abolished/Collecting on old TBV cases

Table 94
Municipal Division, FY 2020
Net Collections/Disbursements

Cir. No.	County	Municipality	Court Automation Fee (JIS courts ONLY)	Sheriffs' Retirement Fund	Restitution	Other	Revenue Recd for Parking Tickets	Total bond forfeitures NOT used for costs/fines	Total Bond Refunds	Total retained for Judicial Education Fund (JEF)	Total Net Disbursements
		◆ Town & Country	\$10,024	\$0	\$0	\$9,356	\$0	\$11,600	\$1,752	\$0	\$380,848.49
		University City	\$0	\$0	\$260	\$2,205	\$248,146	\$9,005	\$16,739	\$0	\$751,622.00
		√ Uplands Park	\$520	\$0	\$0	\$242	\$0	\$0	\$0	\$203	\$16,710.03
		◆ Valley Park	\$202	\$0	\$0	\$1,192	\$0	\$1,500	\$1,006	\$0	\$78,218.59
		Velda City	\$0	\$0	\$0	\$324	\$0	\$2,845	\$157	\$0	\$56,793.56
		◆ Velda Village Hills	\$385	\$0	\$0	\$0	\$0	\$0	\$0	\$81	\$13,185.70
		√ Vinita Park	\$9,690	\$0	\$0	\$193	\$0	\$2,550	-\$369	\$1,477	\$168,521.82
		√ Warson Woods	\$0	\$0	\$0	\$0	\$471	\$0	\$125	\$0	\$14,709.50
		Webster Groves	\$3,969	\$0	\$0	\$6	\$0	\$38,050	\$11,978	\$0	\$619,974.59
		√ Wellston	\$4,264	\$0	\$0	-\$40	\$0	\$0	\$50	\$615	\$59,597.17
		Wildwood	\$1,498	\$0	\$0	\$3,584	\$50	\$8,279	\$5,785	\$0	\$350,961.88
		√ Winchester	\$0	\$0	\$0	\$0	\$0	\$0	\$0	\$0	\$1,613.50
		Woodson Terrace	\$0	\$0	\$0	\$50	\$0	\$4,750	\$925	\$0	\$74,000.75
22	City of St. Louis	City of St. Louis	\$0	\$0	\$0	\$116,132	\$0	\$91,945	\$27,087	\$0	\$3,035,368.60
23	Jefferson	Arnold	\$0	\$0	\$1,825	\$1,647	\$0	\$29,603	\$4,885	\$3,232	\$451,222.08
		Byrnes Mill	\$0	\$0	\$403	\$1,723	\$0	\$2,200	\$0	\$48	\$74,422.20
		Crystal City	\$0	\$0	\$125	\$2,348	\$1,234	\$3,548	\$7,126	\$1,175	\$238,073.05
		DeSoto	\$0	\$0	\$113	\$0	\$25	\$1,981	\$501	\$326	\$51,019.40
		Festus	\$0	\$0	\$0	\$255	\$0	\$6,384	\$1,307	\$264	\$42,439.50
		Herculaneum	\$0	\$0	\$680	\$21,708	\$594	\$3,194	\$0	\$482	\$99,046.08
		Hillsboro	\$0	\$0	\$0	\$2,010	\$25	\$6,136	\$6,173	\$519	\$88,290.00
		Jefferson County	\$0	\$12,086	\$0	\$229,800	\$0	\$56,751	\$5,719	\$0	\$1,262,259.67
		Pevely	\$0	\$1,254	\$0	\$1,157	\$348	\$8,173	\$1,941	\$479	\$88,749.99
24	Madison	Fredericktown	\$0	\$849	\$3,063	\$1,844	\$0	\$2,150	\$2,902	\$281	\$42,554.08
	St. Francois	Bismarck	\$0	\$765	\$0	\$67	\$0	\$1,700	\$477	\$255	\$44,413.50
		Bonne Terre	\$0	\$1,104	\$400	\$219	\$151	\$0	\$1,361	\$377	\$70,019.00
		◆ Desloge	\$0	\$1,525	\$0	\$1,438	\$74	\$1,200	\$1,391	\$485	\$177,105.29
		Farmington	\$0	\$2,561	\$0	\$0	\$0	\$0	\$0	\$0	\$192,112.50
		Iron Mountain Lake	\$0	\$108	\$0	\$0	\$0	\$524	\$0	\$0	\$6,710.12
		Leadington	\$0	\$399	\$310	\$16	\$0	\$0	\$80	\$133	\$23,023.50
		Leadwood	\$0	\$825	\$0	\$0	\$0	\$2,180	\$0	\$275	\$47,172.00
		Park Hills	\$1,939	\$1,239	\$256	\$572	\$0	\$0	\$1,192	\$0	\$81,593.00
	Ste. Genevieve	St. Mary	\$0	\$30	\$0	\$0	\$0	\$0	\$0	\$0	\$1,807.50
		Ste. Genevieve	\$0	\$0	\$429	\$100	\$0	\$0	\$274	\$0	\$17,603.39
	Washington	Potosi	\$0	\$687	\$0	\$241	\$0	\$0	\$0	\$231	\$44,833.20
25	Maries	Belle	\$0	\$345	\$503	\$533	\$0	\$450	\$0	\$0	\$30,037.84
	Phelps	Newburg	\$0	\$3	\$100	\$0	\$0	\$1,075	\$400	\$0	\$1,737.63
		◆ Rolla	\$7,475	\$0	\$0	\$3,178	\$20,559	\$1,500	\$2,934	\$0	\$158,555.60
		St. James	\$21	\$556	\$29	\$692	\$51	\$1,570	\$269	\$182	\$36,189.89
	Pulaski	Crocker	\$0	\$0	\$0	\$0	\$0	\$100	\$51	\$0	\$25,696.02
		Dixon	\$0	\$0	\$445	\$0	\$0	\$0	\$692	\$163	\$22,348.78
		◆ Richland	\$396	\$0	\$0	\$130	\$0	\$0	\$0	\$57	\$6,657.86
		St. Robert	\$0	\$15	\$0	\$1,894	\$0	\$300	\$1,462	\$0	\$137,231.14
		Waynesville	\$0	\$2,815	\$45	\$194	\$0	\$0	\$0	\$0	\$130,451.92
	Texas	Cabool	\$0	\$975	\$0	\$0	\$0	\$250	\$3,524	\$325	\$41,815.25
		Houston	\$0	\$1,241	\$1,270	\$4,600	\$0	\$1,050	\$1,375	\$0	\$53,217.53
		Licking	\$0	\$990	\$1,589	\$1,570	\$0	\$200	\$477	\$0	\$40,550.03
		Summersville	\$0	\$183	\$0	\$0	\$0	\$0	\$0	\$0	\$7,455.00
26	Camden	Camdenton	\$0	\$0	\$0	\$0	\$0	\$184	\$1,183	\$296	\$33,971.75
		◆ Lake Ozark	\$0	\$2,607	\$0	\$3,011	\$0	\$950	\$1,457	\$0	\$138,332.50
		Osage Beach	\$0	\$2,973	\$60	\$0	\$0	\$7,750	\$7,430	\$0	\$146,945.35
		◆ Sunrise Beach	\$2,003	\$855	\$0	\$28	\$0	\$1,883	\$446	\$0	\$33,153.60
	Laclede	◆ Lebanon	\$4,743	\$0	\$0	\$15,324	\$0	\$0	\$2,162	\$0	\$131,396.96
	Miller	◆ Iberia	\$0	\$0	\$0	\$6	\$0	\$0	\$0	\$0	\$789.00
	Moniteau	◆ Tipton	\$477	\$237	\$0	\$0	\$0	\$1,170	\$354	\$0	\$13,357.68
		Versailles	\$0	\$702	\$747	\$0	\$0	\$150	\$260	\$0	\$35,908.21
27	Bates	◆ Butler	\$1,387	\$837	\$50	\$2,574	\$0	\$45	\$4,019	\$0	\$43,504.09
	Henry	Clinton	\$0	\$2,136	\$3,972	\$5,171	\$0	\$5,195	\$5,786	\$359	\$104,584.25
28	Barton	Lamar	\$0	\$1,608	\$42	\$4,511	\$0	\$1	\$3,794	\$0	\$102,103.85
	Cedar	El Dorado Springs	\$0	\$954	\$0	\$0	\$0	\$477	\$210	\$0	\$37,933.78
	Dade	Greenfield	\$0	\$312	\$0	\$0	\$0	\$155	\$0	\$0	\$13,289.58
	Vernon	Nevada	\$0	\$0	\$175	\$428	\$0	\$0	\$703	\$1,176	\$123,471.72
29	Jasper	Carl Junction	\$0	\$1,248	\$4,827	\$1,108	\$0	\$500	\$4,534	\$0	\$67,826.78
		Cartersville	\$0	\$2,189	\$0	\$753	\$0	\$0	\$945	\$735	\$110,407.25
		◆ Carthage	\$5,180	\$2,235	\$0	\$4,662	\$0	\$2,000	\$31,798	\$1,316	\$321,434.74
		Duenweg	\$0	\$327	\$0	\$0	\$0	\$0	\$0	\$124	\$15,606.30
		Duquesne	\$0	\$2,341	\$1,281	\$780	\$0	\$500	\$1,405	\$776	\$111,380.39

Live on JIS/SMC
◆ On JIS/SMC for entire FY
▲ Court abolished
**Cases moved to Assoc Crt
√ Handled by Another Crt
*Abolished/Collecting on old TBV cases

Table 94
Municipal Division, FY 2020
Net Collections/Disbursements

Cir. No.	County	Municipality	Fines	Clerk/Court Fee (costs)	POST Fund Surcharge	CVC Fund Surcharge	LET Fund Surcharge	Dom Violence Shelter Surcharge	Inmate Prisoner Detainee Security Fund Surcharge
		Joplin	\$637,320	\$37,977	\$3,447	\$25,866	\$6,894	\$13,645	\$6,884
		◆ Oronogo	\$68,888	\$6,184	\$562	\$4,217	\$1,128	\$0	\$0
		◆ Webb City	\$251,332	\$14,874	\$1,344	\$10,066	\$2,690	\$2,461	\$2,711
30	Benton	Cole Camp	\$6,608	\$671	\$57	\$428	\$114	\$114	\$114
		Lincoln	\$7,120	\$888	\$74	\$528	\$148	\$148	\$148
		◆ Warsaw	\$8,764	\$680	\$62	\$464	\$122	\$124	\$122
	Dallas	Urbana	\$16,003	\$1,590	\$167	\$975	\$224	\$0	\$0
	Polk	Bolivar	\$63,369	\$5,951	\$497	\$3,721	\$992	\$992	\$992
		Humansville	\$14,189	\$1,350	\$163	\$840	\$173	\$0	\$0
30	Webster	Fordland	\$34,179	\$3,971	\$722	\$2,708	\$361	\$0	\$0
		◆ Marshfield	\$109,192	\$14,711	\$1,337	\$10,030	\$2,652	\$2,656	\$0
		◆ Rogersville	\$39,620	\$5,098	\$463	\$3,476	\$936	\$0	\$0
		Seymour	\$19,464	\$2,768	\$217	\$1,629	\$452	\$0	\$0
31	Greene	Ash Grove	\$8,831	\$1,346	\$115	\$848	\$226	\$0	\$0
		Battlefield	\$20,859	\$2,472	\$206	\$1,545	\$412	\$0	\$0
		◆ Fair Grove	\$45,947	\$6,648	\$554	\$4,155	\$1,108	\$0	\$0
		Republic	\$104,830	\$17,553	\$1,478	\$11,066	\$2,949	\$0	\$0
		Springfield	\$628,846	\$107,886	\$8,969	\$67,337	\$7,375	\$17,960	\$17,681
		◆ Strafford	\$10,295	\$1,500	\$125	\$938	\$250	\$0	\$0
		Walnut Grove	\$10,019	\$1,171	\$97	\$728	\$194	\$0	\$0
		◆ Willard	\$25,095	\$4,338	\$394	\$2,957	\$785	\$0	\$0
32	Cape Girardeau	Cape Girardeau	\$454,446	\$47,373	\$3,938	\$29,578	\$7,867	\$15,722	\$7,863
		Jackson	\$65,665	\$9,262	\$771	\$5,777	\$1,542	\$3,079	\$1,542
	Perry	Perryville	\$61,035	\$6,978	\$614	\$4,368	\$1,227	\$2,450	\$1,221
33	Mississippi	Bertrand	\$3,338	\$540	\$36	\$257	\$72	\$0	\$0
		Charleston	\$17,620	\$2,304	\$152	\$1,140	\$304	\$0	\$0
		East Prairie	\$12,356	\$2,075	\$137	\$990	\$274	\$0	\$0
	Scott	Chaffee	\$20,501	\$3,652	\$237	\$1,690	\$474	\$0	\$0
		◆ Scott City	\$72,511	\$6,479	\$580	\$4,368	\$115,442	\$1,096	\$0
		Sikeston	\$110,278	\$12,026	\$3,006	\$7,516	\$0	\$4,006	\$2,004
34	New Madrid	Canalou	\$0	\$0	\$0	\$0	\$0	\$0	\$0
		Gideon	\$14,219	\$806	\$69	\$540	\$645	\$0	\$0
		Howardville	\$15,129	\$1,812	\$151	\$1,107	\$266	\$0	\$0
		◆ Marston	\$2,840	\$288	\$24	\$180	\$48	\$0	\$48
		Matthews	\$311	\$107	\$2	\$23	\$0	\$4	\$4
		◆ Morehouse	\$3,249	\$568	\$47	\$355	\$94	\$0	\$0
		Parma	\$0	\$0	\$0	\$0	\$0	\$0	\$0
		◆ Portageville	\$17,353	\$1,522	\$127	\$951	\$252	\$0	\$252
		Risco	\$555	\$48	\$4	\$30	\$8	\$0	\$0
	Pemiscot	◆ Caruthersville	\$61,861	\$4,068	\$370	\$2,773	\$744	\$0	\$0
		Cooter	\$945	\$36	\$3	\$23	\$6	\$0	\$0
		Hayti	\$26,569	\$1,957	\$240	\$1,770	\$1,445	\$0	\$0
		Hayti Heights	\$0	\$0	\$0	\$0	\$0	\$0	\$0
		Steele	\$20,576	\$1,080	\$90	\$675	\$180	\$0	\$0
		Wardell	\$150	\$0	\$0	\$0	\$0	\$0	\$0
35	Dunklin	Arbyrd	\$2,811	\$362	\$32	\$228	\$64	\$0	\$0
		Campbell	\$9,892	\$1,152	\$366	\$720	\$282	\$90	\$0
		Cardwell	\$12,485	\$1,016	\$54	\$404	\$108	\$0	\$0
		Clarkton	\$6,272	\$516	\$38	\$307	\$5	\$0	\$0
		Holcomb	\$17,922	\$1,860	\$155	\$1,163	\$310	\$0	\$0
		Hornersville	\$2,004	\$203	\$21	\$143	\$0	\$0	\$0
		◆ Kennett	\$48,927	\$6,675	\$557	\$4,178	\$1,115	\$0	\$0
		Malden	\$49,155	\$4,518	\$377	\$2,828	\$752	\$0	\$0
		Senath	\$3,649	\$588	\$46	\$353	\$74	\$0	\$0
	Stoddard	Advance	\$6,717	\$984	\$82	\$589	\$164	\$0	\$0
		Bernie	\$8,057	\$960	\$78	\$585	\$156	\$0	\$0
		Bloomfield	\$6,164	\$1,034	\$71	\$507	\$142	\$0	\$0
		Dexter	\$110,191	\$11,803	\$982	\$7,374	\$1,962	\$0	\$0
		Puxico	\$6,356	\$703	\$60	\$443	\$117	\$0	\$0
36	Butler	Poplar Bluff	\$111,023	\$11,508	\$1,054	\$7,906	\$2,110	\$4,042	\$2,108
37	Howell	Mountain View	\$24,441	\$2,896	\$241	\$1,808	\$482	\$481	\$482
		West Plains	\$94,181	\$11,902	\$995	\$7,473	\$1,990	\$1,992	\$1,994
		Willow Springs	\$47,281	\$5,595	\$462	\$3,465	\$924	\$924	\$914
	Oregon	Thayer	\$19,675	\$2,024	\$184	\$1,380	\$368	\$368	\$368
38	Christian	◆ Clever	\$22,192	\$3,044	\$277	\$2,075	\$549	\$0	\$550
		Highlandville	\$21,030	\$1,884	\$158	\$1,184	\$316	\$0	\$0
		◆ Nixa	\$83,701	\$15,088	\$1,257	\$9,430	\$2,509	\$4,998	\$2,496
		◆ Ozark	\$54,051	\$8,131	\$748	\$5,613	\$1,492	\$2,979	\$1,508
		◆ Sparta	\$38,636	\$3,803	\$280	\$2,601	\$696	\$1,350	\$0
39	Barry	Butterfield	\$0	\$0	\$0	\$0	\$0	\$0	\$0
		◆ Cassville	\$43,816	\$5,364	\$448	\$3,360	\$884	\$0	\$0
		# Exeter	\$7,328	\$588	\$46	\$343	\$98	\$0	\$0
		Monett	\$71,393	\$7,869	\$655	\$4,928	\$1,317	\$1,310	\$1,280
		Purdy	\$4,670	\$540	\$20	\$338	\$40	\$0	\$0
		◆ Seligman	\$14,377	\$1,982	\$171	\$1,581	\$330	\$44	\$0
		Washburn	\$698	\$154	\$14	\$105	\$28	\$0	\$0
		Wheaton	\$6,564	\$814	\$0	\$509	\$204	\$0	\$0
39	Lawrence	◆ Aurora	\$57,611	\$6,655	\$494	\$4,291	\$1,145	\$0	\$1,151
		Marionville	\$15,868	\$1,329	\$111	\$838	\$113	\$0	\$0
		Miller	\$1,194	\$114	\$17	\$83	\$19	\$0	\$0
		Mount Vernon	\$21,863	\$3,812	\$279	\$2,092	\$558	\$0	\$0
		Pierce City	\$9,296	\$1,598	\$91	\$683	\$182	\$0	\$0
		◆ Verona	\$16,559	\$1,573	\$136	\$1,007	\$282	\$0	\$0
	Stone	Branson West	\$30,296	\$4,525	\$348	\$2,568	\$360	\$0	\$0
		◆ Crane	\$16,838	\$1,375	\$125	\$938	\$250	\$0	\$0
		Galena	\$4,230	\$494	\$43	\$315	\$43	\$0	\$0
		◆ Kimberling City	\$64,506	\$6,002	\$543	\$3,545	\$1,076	\$538	\$0
		◆ Reeds Spring	\$44,382	\$4,390	\$364	\$2,779	\$660	\$0	\$0
40	McDonald	◆ Anderson	\$45,889	\$4,413	\$329	\$2,807	\$736	\$0	\$0
		◆ Goodman	\$4,907	\$460	\$76	\$556	\$88	\$0	\$0
		◆ Lanagan	\$28,446	\$3,037	\$276	\$2,071	\$548	\$0	\$0

Live on JIS/SMC
◆ On JIS/SMC for entire FY
▲ Court abolished
**Cases moved to Assoc Crt
\ Handled by Another Crt
*Abolished/Collecting on old TBV cases

Table 94
Municipal Division, FY 2020
Net Collections/Disbursements

Cir. No.	County	Municipality	Court Automation Fee (JIS courts ONLY)	Sheriffs' Retirement Fund	Restitution	Other	Revenue Recd for Parking Tickets	Total bond forfeitures NOT used for costs/fines	Total Bond Refunds	Total retained for Judicial Education Fund (JEF)	Total Net Disbursements
		Joplin	\$0	\$9,893	\$30,369	\$50,446	\$0	\$21,383	\$63,642	\$3,448	\$911,213.36
		◆ Oronogo	\$4,099	\$1,683	\$78	\$1,941	\$0	\$0	\$318	\$562	\$89,659.99
		◆ Webb City	\$0	\$4,037	\$1,291	\$7,672	\$0	\$0	\$42,788	\$1,341	\$342,605.42
30	Benton	Cole Camp	\$0	\$171	\$0	\$0	\$0	\$300	\$0	\$57	\$8,633.50
		Lincoln	\$0	\$222	\$422	\$0	\$0	\$0	\$341	\$0	\$10,038.86
		◆ Warsaw	\$433	\$186	\$0	\$825	\$0	\$0	\$450	\$62	\$12,293.10
	Dallas	Urbana	\$0	\$390	\$0	\$0	\$0	\$1,294	\$300	\$0	\$20,943.01
	Polk	Bolivar	\$0	\$1,485	\$2,937	\$223	\$0	\$0	\$7,918	\$0	\$89,076.10
		Humansville	\$0	\$336	\$0	\$0	\$0	\$0	\$25	\$0	\$17,075.25
30	Webster	Fordland	\$0	\$1,083	\$0	\$0	\$0	\$0	\$234	\$361	\$43,618.25
		◆ Marshfield	\$9,361	\$4,024	\$0	\$4,603	\$0	\$0	\$656	\$1,337	\$160,558.39
		◆ Rogersville	\$3,244	\$1,386	\$200	\$1,491	\$0	\$0	\$422	\$464	\$56,800.35
		Seymour	\$0	\$652	\$481	\$0	\$0	\$0	\$219	\$0	\$25,880.49
31	Greene	Ash Grove	\$0	\$0	\$200	\$1,140	\$0	\$0	\$0	\$0	\$12,705.75
		Battlefield	\$0	\$0	\$0	\$360	\$0	\$0	\$0	\$206	\$26,060.41
		◆ Fair Grove	\$3,878	\$1,668	\$0	\$6,263	\$0	\$0	\$0	\$0	\$70,221.52
		Republic	\$0	\$0	\$0	\$26,018	\$264	\$1,951	\$360	\$0	\$166,467.91
		Springfield	\$0	\$26,183	\$0	\$240,731	\$82,970	\$9,000	\$17,900	\$0	\$1,232,836.40
		◆ Strafford	\$875	\$375	\$0	\$0	\$0	\$0	\$0	\$0	\$14,357.50
		Walnut Grove	\$0	\$0	\$0	\$1,920	\$0	\$0	\$0	\$0	\$14,128.00
		◆ Willard	\$2,760	\$1,182	\$0	\$6,163	\$0	\$0	\$964	\$394	\$45,031.66
32	Cape Girardeau	Cape Girardeau	\$0	\$11,802	\$0	\$2,946	\$19,132	\$6,924	\$13,017	\$0	\$620,606.41
		Jackson	\$0	\$2,313	\$0	\$636	\$143	\$1,891	\$379	\$0	\$92,998.68
	Perry	Perryville	\$0	\$1,820	\$1,181	\$350	\$0	\$450	\$2,658	\$614	\$84,965.55
33	Mississippi	Bertrand	\$0	\$0	\$0	\$0	\$0	\$0	\$0	\$0	\$4,242.18
		Charleston	\$0	\$0	\$20	\$0	\$0	\$0	\$225	\$0	\$21,765.01
		East Prairie	\$0	\$0	\$151	\$0	\$0	\$5,857	\$0	\$0	\$21,839.36
	Scott	Chaffee	\$0	\$711	\$0	\$0	\$0	\$0	\$0	\$0	\$27,264.64
		◆ Scott City	\$3,892	\$1,766	\$0	\$811	\$0	\$925	\$3,553	\$597	\$212,019.82
		Sikeston	\$0	\$3,006	\$1,430	\$548	\$0	\$6,532	\$5,246	\$0	\$155,598.59
34	New Madrid	Canalou	\$0	\$0	\$0	\$0	\$0	\$0	\$0	\$0	\$0.00
		Gideon	\$0	\$201	\$22	\$400	\$0	\$117	\$0	\$70	\$17,088.64
		Howardville	\$0	\$453	\$0	\$0	\$0	\$950	\$0	\$0	\$19,768.16
		◆ Marston	\$168	\$72	\$0	\$0	\$0	\$105	\$0	\$0	\$3,772.00
		Matthews	\$0	\$6	\$0	\$0	\$0	\$0	\$0	\$0	\$452.00
		◆ Morehouse	\$331	\$147	\$0	\$78	\$0	\$0	\$438	\$0	\$5,307.24
		Parma	\$0	\$0	\$0	\$0	\$0	\$0	\$0	\$0	\$0.00
		◆ Portageville	\$888	\$381	\$0	\$435	\$0	\$935	\$1,055	\$0	\$24,149.20
		Risco	\$0	\$12	\$0	\$0	\$0	\$200	\$0	\$0	\$857.00
	Pemiscot	◆ Caruthersville	\$2,588	\$1,086	\$0	\$2,312	\$0	\$1,066	\$370	\$370	\$77,237.66
		Cooter	\$0	\$9	\$0	\$0	\$0	\$0	\$0	\$0	\$1,021.75
		Hayti	\$0	\$699	\$0	\$2,764	\$0	\$483	\$336	\$0	\$36,261.79
		Hayti Heights	\$0	\$0	\$0	\$0	\$0	\$0	\$0	\$0	\$0.00
		Steele	\$0	\$270	\$1,226	\$0	\$0	\$0	\$0	\$0	\$24,097.41
		Wardell	\$0	\$0	\$0	\$0	\$0	\$0	\$0	\$0	\$150.15
35	Dunklin	Arbyrd	\$0	\$0	\$0	\$133	\$0	\$0	\$0	\$0	\$3,629.13
		Campbell	\$0	\$288	\$0	\$134	\$0	\$0	\$0	\$0	\$12,924.00
		Cardwell	\$0	\$162	\$0	\$0	\$0	\$0	\$0	\$0	\$14,228.79
		Clarkton	\$0	\$102	\$519	\$0	\$0	\$0	\$225	\$0	\$7,983.21
		Holcomb	\$0	\$465	\$0	\$210	\$0	\$0	\$0	\$0	\$22,084.50
		Hornersville	\$0	\$0	\$0	\$0	\$0	\$0	\$0	\$0	\$2,370.13
		◆ Kennett	\$3,892	\$1,629	\$0	\$1,525	\$0	\$5,400	\$2,360	\$0	\$76,256.89
		Malden	\$0	\$1,125	\$973	\$1,998	\$0	\$1,950	\$1,416	\$0	\$65,090.85
		Senath	\$0	\$0	\$0	\$0	\$0	\$0	\$0	\$0	\$4,710.00
	Stoddard	Advance	\$0	\$0	\$0	\$26	\$0	\$0	\$0	\$0	\$8,561.50
		Bernie	\$0	\$0	\$0	\$4,087	\$0	\$173	\$615	\$0	\$14,710.28
		Bloomfield	\$0	\$0	\$0	\$0	\$0	\$0	\$0	\$0	\$7,917.50
		Dexter	\$0	\$2,822	\$0	\$0	\$20	\$0	\$100	\$0	\$135,253.56
		Puxico	\$0	\$0	\$0	\$0	\$0	\$0	\$0	\$0	\$7,678.25
36	Butler	Poplar Bluff	\$0	\$3,076	\$0	\$7,418	\$0	\$8,194	\$6,228	\$1,046	\$165,713.57
37	Howell	Mountain View	\$0	\$722	\$291	\$5,672	\$0	\$205	\$2,649	\$0	\$40,370.26
		West Plains	\$0	\$2,991	\$2,698	\$449	\$0	\$1,500	\$0	\$0	\$128,162.81
	Oregon	Willow Springs	\$0	\$1,380	\$333	\$6,422	\$0	\$300	\$1,042	\$0	\$69,040.81
		Thayer	\$0	\$552	\$2,022	\$150	\$0	\$765	\$0	\$184	\$28,039.21
38	Christian	◆ Clever	\$1,937	\$825	\$0	\$555	\$0	\$0	\$0	\$277	\$32,280.00
		Highlandville	\$0	\$474	\$0	\$314	\$0	\$0	\$0	\$0	\$25,360.00
		◆ Nixa	\$8,801	\$3,770	\$0	\$817	\$0	\$543	\$566	\$0	\$133,974.13
		◆ Ozark	\$4,452	\$2,130	\$0	\$929	\$0	\$500	\$225	\$749	\$83,506.10
		◆ Sparta	\$2,266	\$960	\$0	\$197	\$0	\$0	\$0	\$363	\$51,151.39
39	Barry	Butterfield	\$0	\$0	\$0	\$0	\$0	\$0	\$0	\$0	\$0.00
		◆ Cassville	\$3,129	\$0	\$0	\$2,225	\$0	\$1,380	\$269	\$0	\$60,874.94
		# Exeter	\$0	\$0	\$0	\$319	\$0	\$0	\$30	\$0	\$8,750.74
		Monett	\$0	\$0	\$847	\$869	\$0	\$650	\$0	\$67	\$91,183.92
		Purdy	\$0	\$195	\$0	\$75	\$0	\$0	\$0	\$0	\$5,877.28
		◆ Seligman	\$1,198	\$0	\$0	\$773	\$0	\$0	\$130	\$72	\$20,658.26
		Washburn	\$0	\$0	\$533	\$0	\$0	\$0	\$178	\$14	\$1,724.25
		Wheaton	\$0	\$166	\$0	\$0	\$0	\$0	\$0	\$0	\$8,276.49
39	Lawrence	◆ Aurora	\$4,004	\$513	\$134	\$12,102	\$0	\$0	\$1,322	\$210	\$89,631.60
		Marionville	\$0	\$333	\$0	\$48	\$75	\$0	\$345	\$111	\$19,169.81
		Miller	\$0	\$0	\$0	\$0	\$0	\$0	\$0	\$0	\$1,426.50
		Mount Vernon	\$0	\$828	\$10	\$30	\$0	\$75	\$0	\$0	\$29,546.30
		Pierce City	\$0	\$0	\$1,153	\$180	\$0	\$117	\$0	\$81	\$13,390.21
		◆ Verona	\$751	\$0	\$0	\$95	\$0	\$829	\$30	\$28	\$21,269.50
	Stone	Branson West	\$0	\$0	\$0	\$0	\$0	\$0	\$0	\$0	\$38,087.45
		◆ Crane	\$875	\$0	\$330	\$1,039	\$0	\$300	\$296	\$125	\$22,290.76
		Galena	\$0	\$0	\$0	\$31	\$0	\$0	\$0	\$40	\$5,195.97
		◆ Kimberling City	\$2,953	\$291	\$61	\$2,679	\$0	\$2,225	\$7,531	\$311	\$92,260.77
		◆ Reeds Spring	\$0	\$0	\$0	\$2,331	\$0	\$353	\$0	\$365	\$55,623.59
40	McDonald	◆ Anderson	\$2,620	\$1,097	\$0	\$1,031	\$0	\$0	\$939	\$79	\$59,938.27
		◆ Goodman	\$531	\$228	\$0	\$99	\$0	\$0	\$20	\$27	\$6,991.49
		◆ Lanagan	\$1,926	\$828	\$0	\$269	\$0	\$0	\$139	\$66	\$37,605.68

Live on JIS/SMC
◆ On JIS/SMC for entire FY
▲ Court abolished
**Cases moved to Assoc Crt
∨ Handled by Another Crt
*Abolished/Collecting on old TBV cases

Table 94
Municipal Division, FY 2020
Net Collections/Disbursements

Cir. No.	County	Municipality	Fines	Clerk/Court Fee (costs)	POST Fund Surcharge	CVC Fund Surcharge	LET Fund Surcharge	Dom Violence Shelter Surcharge	Inmate Prisoner Detainee Security Fund Surcharge
		◆ Noel	\$40,271	\$4,142	\$377	\$2,824	\$738	\$1,470	\$0
		◆ Pineville	\$94,346	\$8,258	\$732	\$5,487	\$1,463	\$2,902	\$0
		◆ Southwest City	\$12,699	\$1,142	\$102	\$762	\$206	\$0	\$0
		◆ Diamond	\$20,639	\$1,531	\$139	\$1,044	\$280	\$0	\$0
		◆ Fairview	\$23,855	\$3,715	\$300	\$2,322	\$618	\$0	\$0
		◆ Granby	\$17,574	\$1,926	\$160	\$1,204	\$326	\$0	\$0
		◆ Neosho	\$201,766	\$13,171	\$1,171	\$8,807	\$2,336	\$2,342	\$0
		◆ Seneca	\$100,075	\$4,813	\$401	\$3,008	\$812	\$1,534	\$0
41	Shelby	Clarence	\$6,550	\$1,770	\$145	\$1,095	\$290	\$0	\$0
		Shelbina	\$113,128	\$9,144	\$762	\$5,715	\$1,524	\$0	\$0
42	Crawford	Cuba	\$20,617	\$2,857	\$248	\$1,871	\$496	\$0	\$0
	Iron	Annapolis	\$632	\$24	\$2	\$15	\$4	\$4	\$0
		**Arcadia	\$1,652	\$226	\$15	\$109	\$22	\$0	\$22
	Wayne	Greenville	\$51	\$12	\$1	\$8	\$2	\$2	\$2
		Mill Spring	\$0	\$0	\$0	\$0	\$0	\$0	\$0
		◆ Piedmont	\$2,558	\$384	\$32	\$240	\$68	\$0	\$0
		Williamsville	\$4,404	\$0	\$39	\$214	\$0	\$0	\$0
43	Clinton	◆ Cameron	\$54,509	\$5,763	\$524	\$3,930	\$1,059	\$0	\$1,053
		Gower	\$15,398	\$1,153	\$99	\$744	\$198	\$0	\$0
		Lathrop	\$19,291	\$2,544	\$184	\$1,380	\$368	\$0	\$0
		Plattsburg	\$31,060	\$2,706	\$245	\$1,845	\$490	\$0	\$0
		Trimble	\$622	\$149	\$11	\$63	\$22	\$0	\$0
44	Wright	# Hartville	\$6,866	\$1,056	\$0	\$660	\$88	\$0	\$0
		Mansfield	\$9,631	\$1,218	\$100	\$752	\$201	\$0	\$0
		Mountain Grove	\$30,975	\$4,114	\$339	\$2,551	\$678	\$0	\$0
		*SNorwood	\$0	\$0	\$0	\$0	\$0	\$0	\$0
45	Lincoln	Elsberry	\$47,726	\$5,823	\$477	\$3,577	\$954	\$948	\$1,076
		Moscow Mill	\$142,276	\$10,968	\$914	\$6,855	\$1,828	\$1,828	\$1,834
		Troy	\$100,340	\$10,663	\$889	\$6,665	\$1,764	\$0	\$0
		Winfield	\$91,763	\$10,408	\$655	\$6,382	\$1,693	\$1,696	\$1,702
	Pike	Frankford	\$10,640	\$864	\$72	\$540	\$144	\$0	\$0
		◆ Louisiana	\$45,504	\$3,967	\$379	\$2,826	\$678	\$1,362	\$679
46	Taney	Branson	\$113,529	\$14,234	\$1,152	\$8,197	\$2,299	\$4,597	\$2,300
		Forsyth	\$32,675	\$4,274	\$356	\$2,654	\$712	\$0	\$0
		Hollister	\$83,923	\$6,124	\$512	\$3,839	\$1,022	\$513	\$0
STATE TOTAL			\$48,375,271.66	\$5,250,113.28	\$445,676.38	\$3,328,007.46	\$957,406.90	\$1,024,805.11	\$592,390.57

Live on JIS/SMC
◆ On JIS/SMC for entire FY
▲ Court abolished
**Cases moved to Assoc Crt
\ Handled by Another Crt
*Abolished/Collecting on old TBV cases

Table 94
Municipal Division, FY 2020
Net Collections/Disbursements

Cir. No.	County	Municipality	Court Automation Fee (JIS courts ONLY)	Sheriffs' Retirement Fund	Restitution	Other	Revenue Recd for Parking Tickets	Total bond forfeitures		Total retained for Judicial Education Fund (JEF)	Total Net Disbursements
								NOT used for costs/fines	Total Bond Refunds		
		◆ Noel	\$2,636	\$1,125	\$0	\$1,398	\$50	\$0	\$793	\$377	\$56,200.80
		◆ Pineville	\$5,121	\$2,196	\$0	\$2,262	\$0	\$510	\$644	\$0	\$123,919.39
		◆ Southwest City	\$713	\$303	\$0	\$281	\$0	\$0	\$68	\$0	\$16,273.75
		◆ Diamond	\$974	\$417	\$0	\$0	\$0	\$0	\$488	\$139	\$25,651.02
		◆ Fairview	\$1,978	\$929	\$145	\$189	\$0	\$0	\$0	\$0	\$34,051.64
		◆ Granby	\$1,123	\$480	\$0	\$3,305	\$0	\$0	\$1,430	\$0	\$27,528.02
		◆ Neosho	\$8,205	\$3,480	\$26	\$12,498	\$0	\$372	\$5,900	\$930	\$261,002.09
		◆ Seneca	\$2,801	\$1,194	\$0	\$3,676	\$0	\$0	\$3,650	\$0	\$121,962.75
41	Shelby	Clarence	\$0	\$437	\$0	\$60	\$49	\$0	\$125	\$0	\$10,520.14
		Shelbina	\$0	\$2,286	\$352	\$0	\$0	\$0	\$0	\$0	\$132,910.50
42	Crawford	Cuba	\$0	\$0	\$0	\$932	\$0	\$2,198	\$1,118	\$0	\$30,334.79
		Iron	\$0	\$6	\$0	\$0	\$0	\$0	\$0	\$2	\$689.00
		**Arcadia	\$101	\$33	\$0	\$0	\$0	\$0	\$0	\$0	\$2,180.50
		Wayne	\$0	\$0	\$0	\$3	\$0	\$0	\$0	\$0	\$80.00
		Mill Spring	\$0	\$0	\$0	\$0	\$0	\$0	\$0	\$0	\$0.00
		◆ Piedmont	\$224	\$93	\$0	\$841	\$0	\$0	\$225	\$0	\$4,665.25
		Williamsville	\$0	\$90	\$0	\$0	\$0	\$0	\$80	\$0	\$4,827.20
43	Clinton	◆ Cameron	\$3,668	\$0	\$0	\$577	\$0	\$0	\$1,157	\$524	\$72,763.18
		Gower	\$0	\$0	\$0	\$398	\$0	\$1,244	\$445	\$0	\$19,678.00
		Lathrop	\$0	\$0	\$0	\$0	\$926	\$0	\$518	\$0	\$25,210.00
		Plattsburg	\$0	\$735	\$0	\$271	\$0	\$0	\$8,949	\$243	\$46,543.72
		Trimble	\$0	\$33	\$0	\$0	\$0	\$0	\$280	\$11	\$1,210.00
44	Wright	# Hartville	\$0	\$264	\$297	\$229	\$0	\$0	\$436	\$0	\$9,894.26
		Mansfield	\$0	\$301	\$171	\$0	\$0	\$0	\$0	\$0	\$12,373.63
		Mountain Grove	\$0	\$1,017	\$1,449	\$60	\$0	\$0	\$426	\$0	\$41,608.47
		*\$Norwood	\$0	\$0	\$0	\$0	\$0	\$0	\$0	\$0	\$0.00
45	Lincoln	Elsberry	\$0	\$0	\$751	\$1,005	\$0	\$0	\$0	\$0	\$62,337.64
		Moscow Mill	\$0	\$2,751	\$0	\$186	\$0	\$0	\$5,782	\$0	\$175,221.50
		Troy	\$0	\$0	\$169	\$7,122	\$51	\$8,681	\$5,248	\$0	\$141,590.10
		Winfield	\$0	\$2,600	\$0	\$659	\$0	\$3,322	\$780	\$0	\$121,859.83
		Pike	\$0	\$216	\$85	\$0	\$0	\$0	\$0	\$0	\$12,560.50
		◆ Louisiana	\$2,388	\$1,023	\$0	\$2,455	\$0	\$0	\$1,198	\$128	\$62,586.48
46	Taney	Branson	\$0	\$3,450	\$5,662	\$0	\$410	\$23,292	\$9,533	\$0	\$188,663.48
		Forsyth	\$0	\$1,065	\$0	\$309	\$0	\$2,713	\$2,629	\$0	\$47,384.50
		Hollister	\$0	\$1,507	\$1,165	\$5,056	\$0	\$1,975	\$5,151	\$0	\$110,785.01
		STATE TOTAL	\$495,047.21	\$769,221.04	\$351,453.09	\$3,644,533.48	\$1,463,083.64	\$2,190,945.82	\$3,046,296.34	\$79,078.57	\$72,013,330.55

Live on JIS/SMC
◆ On JIS/SMC for entire FY
▲ Court abolished
**Cases moved to Assoc Crt
\ Handled by Another Crt
*Abolished/Collecting on old TBV cases

Table 95
Municipal Division, FY 2020
Warrants Issued

Circuit	County	Municipality	Warrants Issued during FY2020	Circuit	County	Municipality	Warrants Issued during FY2020
02	Lewis	♣ Canton	23	16	Jackson	Blue Springs	4,705
		♣ LaGrange	1			Buckner	678
04	Atchison	Rock Port	39			Grain Valley	295
		♣ Tarkio	10			Grandview	7,869
	Nodaway	♣ Maryville	186			Greenwood	233
05	Buchanan	St. Joseph	3,370			Independence	22,109
06	Platte	Dearborn	1			Jackson County	2864
		Northmoor	59			Kansas City	110,034
		Parkville	194			♣ Lee's Summit	4,397
		Platte Woods	146			Lone Jack	249
		Riverside	1,294			Oak Grove	843
		♣ Tracy	0	17	Cass	Raytown	2528
		Weatherby Lake	36			Sugar Creek	3,639
		♣ Weston	50			Belton	3,751
		Ferrelview	0			Harrisonville	1,252
07	Clay	Claycomo	1953			Lake Winnebago	232
		Excelsior Springs	1,637			Peculiar	183
		Gladstone	1,598			Pleasant Hill	736
		Kearney	22			Raymore	1,057
		Liberty	669		Johnson	♣ Knob Noster	28
		N. Kansas City	1,033			Warrensburg	325
		Oakview	69	18	Pettis	♣ La Monte	44
		Pleasant Valley	1,336			♣ Sedalia	651
08	Ray	√Camden	1	19	Cole	Jefferson City	1,993
		√Crystal Lake	6	20	Franklin	Franklin	1,823
		√Fleming	0			♣ New Haven	29
		√Hardin	2			Pacific	1,117
		Henrietta	50			♣ St. Clair	758
		Lawson	41			Sullivan	469
		Orrick	18		Gasconade	♣ Union	168
		Richmond	390			Bland	8
10	Marion	Hannibal	1,120			Hermann	19
		Palmyra	53			**Owensville	0
	Monroe	Monroe City	17	21	St. Louis County	♣ Ballwin	419
11	St. Charles	Cottleville	283			♣ Bella Villa	334
		Dardenne Prairie	168			♣ Bellefontaine Nghbrs	2,798
		Foristell	205			√ Bellerive Acres	2
		Lake St. Louis	392			♣ Bel-Nor	339
		O'Fallon	1,912			♣ Bel-Ridge	200
		St. Charles	3,656			♣ Berkeley	974
		♣ St. Charles Ordinance	2,475			√ Beverly Hills	374
		St. Peters	1,626			♣ Black Jack	918
		Weldon Spring	129			Breckenridge Hills	1,326
		Wentzville	1,354			♣ Brentwood	805
12	Audrain	♣ Mexico	95			Bridgeton	1,615
		Vandalia	48			Calverton Park	3,017
	Montgomery	♣ Montgomery City	143			√ Champ	0
		♣ New Florence	42			√ Charlack	780
	Warren	Warrenton	486			♣ Chesterfield	2,835
		♣ Wright City	479			Clarkson Valley	0
13	Boone	Columbia	712			♣ Clayton	702
						√ Cool Valley	1,188
	Callaway	# Fulton	121			√ Country Club Hills	6
		♣ Holts Summit	94			♣ Crestwood	347
15	Lafayette	Bates City	55			♣ Creve Coeur	384
		Concordia	9			♣ Dellwood	380
		♣ Higginsville	89			♣ Des Peres	367
		Lexington	22			♣ Edmundson	1153
		♣ Odessa	87			♣ Ellisville	213
		Waverly	0			♣ Eureka	416
	Saline	Marshall	284			Fenton	357
		Sweet Springs	13			Ferguson	1,893
						√ Flordell Hills	1,430
						♣ Florissant	22,249
						♣ Frontenac	303
						√ Glen Echo Park	0
						♣ Glendale	124
						♣ Grantwood	6

Live on JIS/SMC
♣ On JIS/SMC for entire FY
▲ Court abolished
**Cases moved to Assoc Crt
√ Handled by Another Crt
^Abolished/Collecting on old TBV cases

Table 95
Municipal Division, FY 2020
Warrants Issued

Circuit	County	Municipality	Warrants Issued during FY2020	Circuit	County	Municipality	Warrants Issued during FY2020			
21	St. Louis County	√ Greendale	117	25	Phelps	Newburg	4			
		Hanley Hills	122			♣ Rolla	674			
		♣ Hazelwood	5,312			St. James	128			
		♣ Jennings	3,600			♣ Crocker	46			
		♣ Kirkwood	1,115			Dixon	54			
		♣ Ladue	168			♣ Richland	50			
		♣ Lakeshire	27			St. Robert	329			
		♣ Manchester	620			Waynesville	229			
		√ Maplewood	1,946			♣ Cabool	174			
		Maryland Heights	5,483			Houston	181			
		♣ Moline Acres	16			Licking	175			
		♣ Normandy	1,160			Summersville	4			
		√ Northwoods	795							
		√ Oakland	164			26	Camden	Camdenton	33	
		Olivette	310					♣ Lake Ozark	244	
		Overland	964	Osage Beach	360					
		♣ Pagedale	1,979	♣ Sunrise Beach	52					
		√ Pasadena Hills	15	♣ Lebanon	284					
		√ Pasadena Park	10	♣ Iberia	13					
		♣ Pine Lawn	101	♣ Tipton	46					
		Richmond Heights	604	Morgan	24					
		Riverview	408							
		Rock Hill	866	27	Bates			♣ Butler	220	
		♣ Shrewsbury	1,135					Henry	Clinton	382
		♣ St. Ann	1,006	28	Barton			Lamar	346	
		St. John	2,739					Cedar	El Dorado Springs	201
		St. Louis County	11,710					Dade	Greenfield	11
		♣ Sunset Hills	782					Vernon	Nevada	1,009
		√ Sycamore Hills	79							
		♣ Town & Country	572	29	Jasper	Carl Junction	284			
		University City	4,108			Cartersville	537			
		√ Uplands Park	1			♣ Carthage	2,102			
		♣ Valley Park	218			Duenweg	36			
		Velda City	1,211			Duquesne	478			
		♣ Velda Village Hills	182			Joplin	6,260			
		√ Vinita Park	1,489			♣ Oronogo	275			
		√ Vinita Terrace	0			♣ Webb City	2,246			
√ Warner Woods	15									
Webster Groves	3,267	30	Benton			Cole Camp	16			
√ Wellston	760					Lincoln	30			
√ Westwood	0					♣ Warsaw	29			
Wildwood	441					Dallas	Urbana	21		
√ Winchester	8					Polk	Bolivar	491		
Woodson Terrace	1,170						Humansville	22		
				Webster	Fordland	238				
				♣ Marshfield	831					
				♣ Rogersville	310					
				Seymour	236					
22	City of St. Louis	City of St. Louis	88,028	31	Greene	Ash Grove	0			
						Battlefield	124			
						♣ Fair Grove	469			
						Republic	914			
						Springfield	1,802			
						♣ Strafford	30			
						Walnut Grove	161			
						♣ Willard	238			
						32	Cape Girardeau	Cape Girardeau	1,088	
								Jackson	74	
								Perryville	76	
						33	Mississippi	Bertrand	7	
								Charleston	64	
								East Prairie	72	
		Chaffee	5							
		♣ Miner	83							
23	Jefferson	Arnold	2,300	Scott	♣ Scott City	199				
		Byrnes Mill	349		Sikeston	287				
		Crystal City	831							
24	Madison	DeSoto	310							
		Festus	812							
		Herculaneum	331							
		Hillsboro	504							
		Jefferson County	3,331							
		Pevely	531							
		St. Francois	Fredericktown	92						
			Bismarck	89						
			Bonne Terre	430						
			♣ Desloge	1,039						
			Farmington	499						
			Iron Mountain Lake	25						
			Leadington	0						
			Leadwood	191						
			Park Hills	792						
St. Mary	0									
Ste. Genevieve	30									
Washington	Potosi		255							
25	Maries		Belle	77						

Live on JIS/SMC
♣ On JIS/SMC for entire FY
▲ Court abolished
**Cases moved to Assoc Crt
√ Handled by Another Crt
^Abolished/Collecting on old TBV cases

Table 95
Municipal Division, FY 2020
Warrants Issued

Circuit	County	Municipality	Warrants Issued during FY2020	Circuit	County	Municipality	Warrants Issued during FY2020			
34	New Madrid	Canalou	0	40	McDonald	♣ Anderson	169			
		Gideon	39			♣ Lanagan	97			
		Howardville	14			♣ Goodman	151			
		♣ Marston	10			♣ Noel	2			
		Matthews	3			♣ Pineville	277			
		♣ Morehouse	20			♣ Southwest City	26			
		Parma	0			♣ Diamond	47			
		♣ Portageville	48			♣ Fairview	29			
		Risco	3			♣ Granby	125			
	Pemiscot	♣ Caruthersville	264		♣ Neosho	1,891				
		Cooter	0		♣ Seneca	996				
		Hayti	154		41	Shelby	Clarence	38		
		Hayti Heights	0				Shelbina	124		
		Steele	46			42	Crawford	Cuba	226	
		Wardell	0					Iron	Annapolis	1
		Dunklin	Arbyrd				12	Wayne	**Arcadia	6
			Campbell				23		Greenville	0
	Cardwell		16				Mill Spring	0		
	Clarkton		23				♣ Piedmont	17		
Holcomb	35		Williamsville	1						
Hornersville	4		43	Clinton	♣ Cameron	215				
♣ Kennett	196				Gower	22				
Malden	211				Lathrop	17				
Senath	0				Plattsburg	44				
Stoddard	Advance			3	Trimble	0				
	Bernie	13		44	Wright	# Hartville	20			
	Bloomfield	0				Mansfield	24			
	Dexter	351			Mountain Grove	228				
	Puxico	13	^\$Norwood							
36	Butler	Poplar Bluff	1,665		45	Lincoln	Eisberry	103		
		37	Howell	Mountain View			319	Moscow Mill	116	
				West Plains			1,471	Troy	375	
Oregon	Willow Springs	477	Winfield	501						
	Thayer	108	Pike	Frankford		8				
38	Christian	♣ Billings		15		♣ Louisiana	108			
		♣ Clever	54	46		Taney	Branson	1,593		
		Highlandville	0				Forsyth	203		
		♣ Nixa	668				Hollister	675		
		♣ Ozark	380			STATE TOTAL		453,812		
		♣ Sparta	72							
39	Barry	Butterfield	0							
		♣ Cassville	229							
		# Exeter	26							
		Monett	365							
		Purdy	19							
		♣ Seligman	195							
		Washburn	6							
		Wheaton	18							
		Lawrence	♣ Aurora	352						
			Marionville	132						
	Miller		1							
	Mount Vernon		57							
	Pierce City		18							
	♣ Verona		63							
	Stone	Branson West	55							
		♣ Crane	32							
		Galena	40							
		♣ Kimberling City	175							
		♣ Reeds Spring	32							

Live on JIS/SMC
♣ On JIS/SMC for entire FY
▲ Court abolished
**Cases moved to Assoc Crt
√ Handled by Another Crt
^\$Abolished/Collecting on old TBV cases

Table 96

**Annual Report on the Finances of the Judicial Department, Calendar Year 2019
Municipal Division**

Circuit	County	Municipality	Reported FTE ¹	Municipality Funded Personnel ²	Municipality Funded Operations ³	Circuit	County	Municipality	Reported FTE ¹	Municipality Funded Personnel ²	Municipality Funded Operations ³		
02	Adair Lewis	Kirksville	0.20	\$7,236	\$0	12	Audrain	Martinsburg					
		Canton	-	\$1,300	\$0			Mexico	0.27	\$5,019	\$1,157		
		LaGrange						Vandalia	3.00	\$20,300	\$0		
03	Grundy Harrison	Trenton	-	\$9,157	\$0	Montgomery	Montgomery City	New Florence	-	\$10,200	\$1,824		
		Bethany						Wellsville					
		Gilman						Warrenton	2.00	\$73,726	\$8,333		
04	Atchison	Fairfax				Warren	Wright City		1.07	\$52,756	\$5,229		
		Rock Port											
		Tarkio	1.20	\$15,779	\$11,060								
05	Buchanan	St. Joseph	7.50	\$292,177	\$128,668	13	Boone	Columbia	8.75	\$398,910	\$227,012		
06	Platte	Camden Point				Callaway	Fulton	Holts Summit					
		Dearborn											
		Edgerton											
07	Clay	Claycomo	-	\$62,611	\$0	14	Howard	Fayette					
		Excelsior Springs	1.78	\$10,905	\$5,240			Randolph	Huntsville	Moberly			
		Gladstone	2.67	\$173,809	\$5,618								
08	Ray	Northmoor	-	\$45,103	\$2,442	15	Lafayette	Alma					
		Parkville	2.41	\$107,281	\$32,528			Bates City	0.84	\$39,658	\$0		
		Platte City						Higginsville	0.15	\$25,245	\$528		
09	Chariton	Platte Woods				Saline	Blackburn	Lake Lafayette					
		Riverside	2.50	\$120,573	\$83,700			Lexington					
		Tracy						Napoleon					
10	Marion	Weatherby Lake				16	Jackson	Odessa	0.66	\$27,872	\$3,991		
		Weston						Waverly					
								Wellington					
11	St. Charles	Northmoor	-	\$45,103	\$2,442	17	Cass	Buckner					
		Parkville	2.41	\$107,281	\$32,528			Grain Valley	-	\$70,511	\$75,937		
		Platte City						Grandview	1.25	\$52,084	\$18,709		
12	St. Charles	Riverside	2.50	\$120,573	\$83,700	Johnson	Warrensburg	Greenwood	13.00	\$585,183	\$246,247		
		Tracy						Jackson County	4.50	\$174,631	\$417		
		Weatherby Lake						Kansas City	82.50	\$4,232,696	\$12,078,141		
13	Platte	Weston				18	Cooper	Lake Lotawana					
								Pettis	Boonville	La Monte	-	\$8,288	\$0
										Sedalia	1.60	\$55,636	\$0
				Smithton									
14	Clay	Excelsior Springs	1.78	\$10,905	\$5,240	19	Cole	Jefferson City	4.00	\$152,741	\$2,025		
		Gladstone	2.67	\$173,809	\$5,618			20	Franklin	Russellville			
		Holt								Berger			
Kearney				Franklin									
15	Buchanan	Liberty	2.70	\$133,623	\$0	Gasconade	Bland	Gasconade					
		Mosby	0.79	\$35,592	\$37,812			Hermann	1.76	\$47,286	\$31,632		
		N. Kansas City	1.47	\$85,086	\$60,000			Owensville	2.50	\$60,628	\$28,350		
16	Clay	Pleasant Valley	1.47	\$85,086	\$60,000	Sullivan	Union	Washington	-	\$42,200	\$0		
		Randolph						Gasconade	Bland	Gasconade			
		Smithville								Hermann			
				Owensville									
17	Ray	Camden	-	\$3,338	\$0	18	Cooper	Boonville					
		Fleming	-	\$3,407	\$0			Pettis	La Monte	Sedalia	1.60	\$55,636	\$0
		Hardin								Smithton			
Henrietta	-	\$24,500	\$0										
18	Chariton	Lawson	-	\$45,820	\$1,232	19	Cole	Jefferson City	4.00	\$152,741	\$2,025		
		Orrick						20	Franklin	Berger			
		Richmond	1.00	\$30,224	\$26,085					Franklin			
Wood Heights				Gerald									
19	Marion	Hannibal	-	\$113,201	\$0	Gasconade	Bland	Gasconade					
		Palmyra						Hermann	1.76	\$47,286	\$31,632		
		Monroe City	1.00	\$2,580	\$0			Owensville	2.50	\$60,628	\$28,350		
20	St. Charles	Augusta				Sullivan	Union	Washington	-	\$42,200	\$0		
		Cottleville						Gasconade	Bland	Gasconade			
		Dardenne Prairie								Hermann			
Foristell				Owensville									
21	St. Charles	Lake St. Louis	5.50	\$301,034	\$27,386	22	Boone	Columbia	8.75	\$398,910	\$227,012		
		O'Fallon						Callaway	Fulton	Holts Summit			
		St. Charles											
St. Charles Ordinance	5.75	\$242,779	\$25,466										
22	St. Charles	St. Peters	-	\$48,677	\$989	14	Howard	Fayette					
		Weldon Spring	4.00	\$195,972	\$17,563			Randolph	Huntsville	Moberly			
		Wentzville											

1. This is the numerical value for 'Total # FTE' (Full Time Equivalent) reported on the Judicial Finance Commission. A dash (-) indicates the municipality did not report a numerical value for the FTE.
 2. This is the \$ amount reported as 'Total Salary Paid' on the Judicial Finance Commission Report
 3. This is the \$ amount reported as 'Total Expenditures' on the Judicial Finance Commission Report.

Table 96

**Annual Report on the Finances of the Judicial Department, Calendar Year 2019
Municipal Division**

Circuit	County	Municipality	Reported FTE ¹	Municipality Funded Personnel ²	Municipality Funded Operations ³	Circuit	County	Municipality	Reported FTE ¹	Municipality Funded Personnel ²	Municipality Funded Operations ³			
21	St. Louis County	Ballwin	2.01	\$121,799	\$20,329	23	Jefferson	Arnold	-	\$96,208	\$0			
		Bella Villa						Byrnes Mill	-	\$45,000	\$0			
		Bellefontaine Nghbrs	4.00	\$55,000	\$0			Crystal City	-	\$77,800	\$53,800			
		Bellerive Acres						DeSoto						
		Bel-Nor	1.25	\$33,000	\$8,860			Festus						
		Bel-Ridge						Herculaneum	2.00	\$48,190	\$0			
		Berkeley						Hillsboro	1.03	\$79,212	\$0			
		Beverly Hills						Jefferson County						
		Black Jack						Pevely	-	\$71,405	\$44,696			
		Breckenridge						24	Madison	Fredericktown				
		Brentwood	3.04	\$126,327	\$0					St. Francois	Bismarck			
		Bridgeton	3.80	\$193,619	\$0					Bonne Terre	1.00	\$39,423	\$30,868	
		Calverton Park								Desloge	2.00	\$78,920	\$12,000	
		Charlack								Farmington	1.30	\$62,277	\$13,831	
		Chesterfield	3.10	\$199,989	\$0					Iron Mountain Lake				
		Clarkson Valley								Leadington				
		Clayton	3.00	\$195,662	\$0					Leadwood				
		Cool Valley								Park Hills	1.80	\$72,775	\$9,700	
		Country Club Hills								St. Genevieve	St. Mary			
		Crestwood	-	\$44,416	\$1,630			St. Genevieve						
		Creve Coeur						Washington	Potosi	1.07	\$49,040	\$0		
		Dellwood						25	Maries	Belle	0.72	\$26,455	\$0	
		Des Peres	3.00	\$167,019	\$0					Phelps	Newburg			
		Edmundson								Rolla	2.00	\$8,235	\$8,875	
		Ellisville	1.70	\$86,726	\$13,015					St. James	4.00	\$81,644	\$22,073	
		Eureka	3.43	\$133,046	\$29,250					Pulaski	Crocker	-	\$9,888	\$0
		Fenton								Dixon	-	\$34,886	\$14,199	
		Ferguson	3.75	\$129,000	\$17,500					Richland	1.75	\$26,130	\$5,845	
		Floridell Hills	2.00	\$22,800	\$0					St. Robert				
		Florissant								Waynesville	1.70	\$102,348	\$5,084	
		Frontenac	2.00	\$74,825	\$23,290					Texas	Cabool	0.50	\$24,090	\$1,000
		Glendale						Houston						
		Grantwood	0.10	\$6,275	\$2,000			Licking	-	\$35,101	\$513			
		Greendale						Summersville						
		Hanley Hills						26	Camden	Camdenton	-	\$84,591	\$675	
		Hazelwood	5.00	\$164,456	\$1,689					Linn Creek				
		Hillsdale								Osaage Beach				
		Jennings								Sunrise Beach				
		Kinloch								Village of the Four Seasons				
		Kirkwood	2.10	\$142,659	\$26,492					Laclede	Lebanon			
		Ladue	1.00	\$61,915	\$28,278					Miller	Eldon	-	\$4,317	\$0
		Lakeshire	0.11	\$6,200	\$3,500					Iberia				
		Manchester	3.08	\$168,913	\$19,580					Lake Ozark				
		Maplewood	1.06	\$81,117	\$0					Moniteau	California			
		Marlborough						Clarksburg						
		Maryland Heights	3.80	\$238,041	\$32,039			Jamestown						
		Moline Acres						Tipton	-	\$15,304	\$0			
		Normandy						Morgan	Laurie					
		Northwoods						Stover						
		Oakland						Versailles	1.15	\$47,500	\$2,000			
		Olivette						27	Bates	Adrian				
		Overland								Butler	1.00	\$37,683	\$0	
		Pagedale	1.50	\$66,242	\$28,436					Rich Hill				
		Pasadena Hills								Clinton	1.10	\$46,912	\$12,442	
		Pine Lawn								St. Clair	Appleton City			
		Richmond Heights								Osceola				
		Riverview	-	\$51,364	\$0					Lowry City				
Rock Hill	2.25	\$98,284	\$18,375	28	Barton	Lamar								
Shrewsbury	1.50	\$79,374	\$15,116			Cedar	El Dorado Springs				\$11,447	\$33,628		
St. Ann						Dade	Greenfield			-	\$8,064	\$0		
St. John						Vernon	Nevada	2.10	\$101,300	\$15,688				
St. Louis County						29	Jasper	Carl Junction	1.20	\$54,497	\$38,413			
Sunset Hills								Cartersville						
Sycamore Hills								Carthage	4.00	\$92,194	\$17,170			
Town & Country	2.45	\$158,653	\$8,326					Duenweg						
University City	3.00	\$163,205	\$0					Duquesne	1.02	\$71,526	\$11,159			
Uplands Park								Joplin						
Valley Park				Oronogo										
Velda City	2.00	\$26,217	\$0	Webb City	3.00			\$92,494	\$17,358					
Velda Village Hills				30	Benton			Cole Camp	0.25	\$4,000	\$0			
Vinita Park								Lincoln						
Vinita Terrace						Warsaw	0.65	\$39,437	\$5,654					
Warson Woods						Dallas								
Webster Grooves						Polk	Bolivar							
Wellston						Fair Play								
Westwood						Humansville								
Wildwood	2.88	\$210,912	\$33,890			Pleasant Hope								
Winchester	0.32	\$5,926	\$0			Fordland	0.43	\$22,510	\$0					
Woodson Terrace						Marshfield								
				Rogersville										
22	City of St. Louis	City of St. Louis												

1. This is the numerical value for 'Total # FTE' (Full Time Equivalent) reported on the Judicial Finance Commission. A dash (-) indicates the municipality did not report a numerical value for the FTE.
 2. This is the \$ amount reported as 'Total Salary Paid' on the Judicial Finance Commission Report.
 3. This is the \$ amount reported as 'Total Expenditures' on the Judicial Finance Commission Report.

Table 96

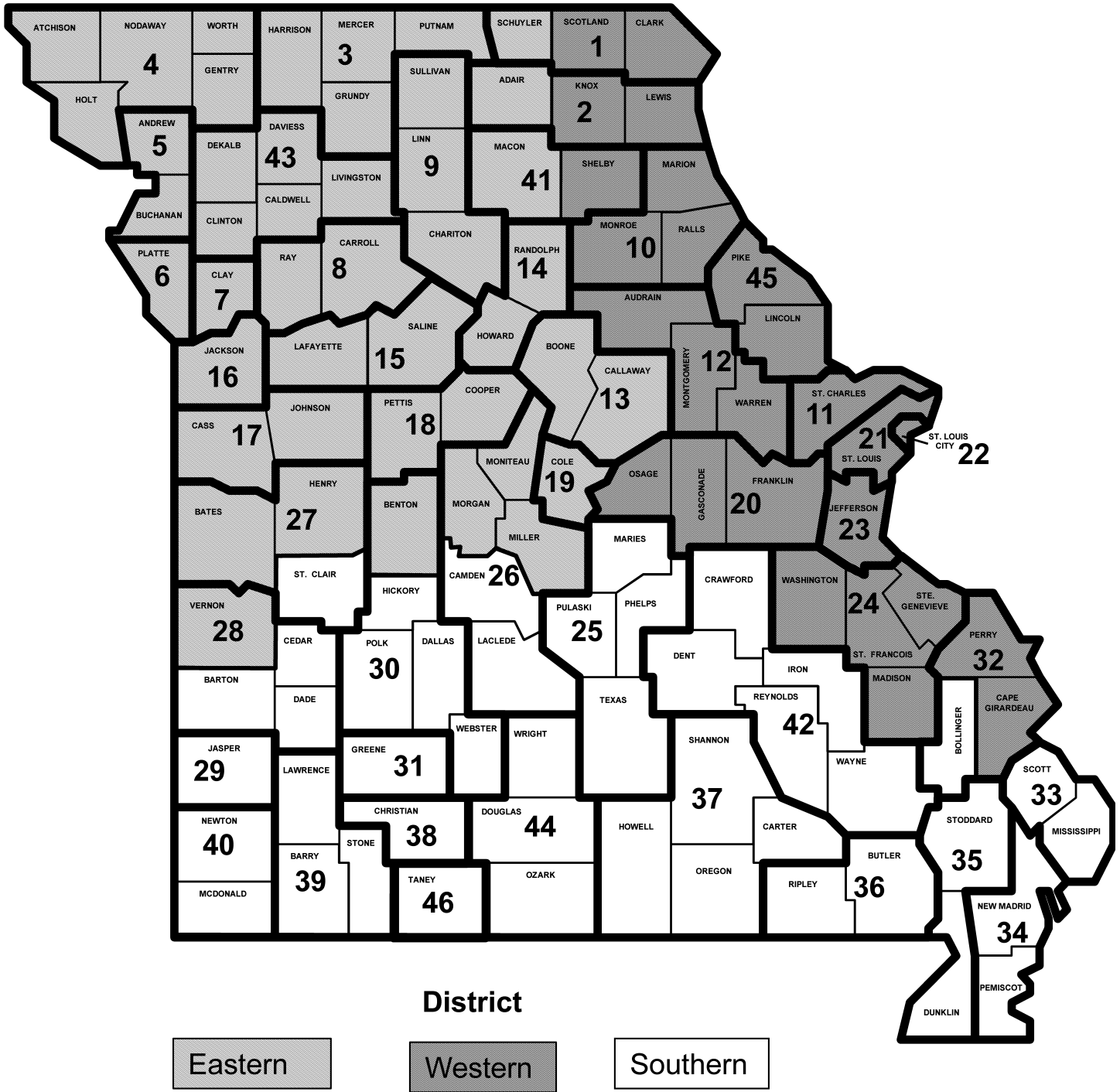
**Annual Report on the Finances of the Judicial Department, Calendar Year 2019
Municipal Division**

Circuit	County	Municipality	Reported FTE ¹	Municipality Funded Personnel ²	Municipality Funded Operations ³	Circuit	County	Municipality	Reported FTE ¹	Municipality Funded Personnel ²	Municipality Funded Operations ³
31	Greene	Ash Grove				39	Lawrence	Seymour	0.11	\$11,102	\$72
		Battlefield						Aurora	1.00	\$42,343	\$20,698
		Fair Grove	-	\$35,503	\$10,409			Marionville	5.25	\$15,540	\$5,354
		Republic						Miller			
		Springfield	23.00	\$1,000,656	\$280,593			Mount Vernon	0.60	\$21,966	\$19,138
32	Bollinger Cape Girardeau	Strafford	0.36	\$18,910	\$54,928	Pierce City	1.15	\$7,680	\$0		
		Walnut Grove				Verona	-	\$5,079	\$1,085		
		Willard				Stone					
		Marble Hill				Branson West					
		Cape Girardeau	-	\$206,759	\$15,884	Crane					
33	Mississippi	Jackson	1.00	\$51,425	\$14,723	Galena					
		Perry				Kimberling City	1.00	\$28,200	\$14,625		
		Bertrand				Reeds Spring					
		Charleston	1.00	\$29,910	\$19,200	40	McDonald				
		East Prairie	1.00	\$6,947	\$0	Anderson	0.50	\$33,331	\$1,381		
34	New Madrid	Wyatt				Goodman					
		Benton				Lanagan					
		Chaffee	-	\$4,200	\$0	Noel	-	\$21,078	\$0		
		Miner	2.75	\$71,025	\$0	Pineville					
		Morley				Southwest City					
35	Dunklin	Scott City	1.00	\$29,027	\$14,141	Diamond	0.26	\$4,816	\$0		
		Sikeston				Fairview	2.75	\$49,972	\$12,418		
		Canalou				Granby					
		Gideon				Neosho	3.00	\$78,810	\$4,424		
		Howardville	1.50	\$11,460	\$0	Seneca	1.00	\$44,480	\$22,434		
36	Butler	Lilbourn				41	Macon				
		Marston				LaPlata					
		Matthews	-	\$3,696	\$0	Macon					
		Morehouse	0.95	\$23,800	\$0	Shelby					
		New Madrid				Clarence	0.25	\$32,145	\$2,053		
37	Howell	Parma				Shelbina					
		Portageville	2.29	\$19,944	\$0	42	Crawford				
		Risco				Bourbon					
		Caruthersville	4.00	\$76,596	\$15,000	Cuba	1.10	\$40,709	\$7,440		
		Cooter				Leasburg Village					
38	Christian	Hayti	2.00	\$30,604	\$547	West Sullivan					
		Hayti Heights				Annapolis					
		Steele				Arcadia					
		Wardell	-	\$5,712	\$2,500	Ironton					
		Iron				Pilot Knob					
39	Barry	Hayti				Viburnum					
		Cassville	0.50	\$18,528	\$17,218	Bunker					
		Exeter	0.53	\$13,605	\$0	Ellington					
		Monett	1.00	\$56,485	\$9,600	Greenville	-	\$0	\$0		
		Purdy	-	\$16,096	\$0	Mill Spring					
40	McDonald	Seligman	1.00	\$25,000	\$9,000	Piedmont	0.25	\$5,284	\$0		
		Washburn				Williamsville	-	\$1,200	\$0		
		Wheaton	0.62	\$15,816	\$1,000	43	Caldwell				
		Butterfield				Braymer					
		Cassville				Hamilton					
41	Macon	Pollo				Clinton					
		Camden				Cameron	1.16	\$39,200	\$0		
		Gower				Gower	0.40	\$10,116	\$0		
		Lathrop				Lathrop					
		Plattsburg				Trimble					
42	Crawford	Trimble				Davies					
		Gallatin				DeKalb					
		Stewartsville				44	Douglas				
		Wright				Wright					
		Ava				Hartville					
43	Lincoln	Mansfield	0.50	\$23,400	\$0	Mountain Grove					
		Mountain Grove				Norwood	-	\$43,063	\$6,729		
		Elsberry				45	Lincoln				
		Foley				Elsberry	-	\$14,241	\$0		
		Moscow Mill				Foley					
44	Douglas	Old Monroe				Moscow Mill					
		Troy	1.00	\$51,458	\$59,435	Old Monroe					
		Winfield	-	\$18,039	\$7,238	Troy	1.00	\$51,458	\$59,435		
		Bowling Green				Winfield	-	\$18,039	\$7,238		
		Curryville				Pike					
45	Pike	Bowling Green				Bowling Green					
		Curryville				Curryville					
		Eolia				Eolia					
		Frankford	0.50	\$2,400	\$6,900	Frankford	0.50	\$2,400	\$6,900		
		Louisiana				Louisiana					
46	Taney	Branson				Branson	-	\$188,834	\$0		
		Forsyth	0.28	\$17,015	\$3,550	Forsyth	0.28	\$17,015	\$3,550		
		Hollister				Hollister					
		Merriam Woods				Merriam Woods					
		Rockaway Beach				Rockaway Beach					
STATE TOTAL									373.28	17,575,819	14,920,170

1. This is the numerical value for 'Total # FTE' (Full Time Equivalent) reported on the Judicial Finance Commission. A dash (-) indicates the municipality did not report a numerical value for the FTE.
 2. This is the \$ amount reported as 'Total Salary Paid' on the Judicial Finance Commission Report.
 3. This is the \$ amount reported as 'Total Expenditures' on the Judicial Finance Commission Report.

APPENDICES

Missouri's 46 Judicial Circuits and 3 Appellate Districts



Definitions and Explanatory Notes

Note: Caseload figures contained in this publication are based on information provided to the Office of State Courts Administrator by the Supreme Court, Court of Appeals and Circuit Courts. Population data was obtained from the United States Census Bureau website.

Associate Civil Case: Previously reported as Chapter 517. Civil cases heard under procedures outlined in Chapter 517, RSMo, 1986. Included are cases in which the amount in dispute does not exceed \$25,000; hardship driving; replevin; forcible entry and unlawful detainer; and landlord-tenant actions. Trials de novo, counted in the General Civil category, are permitted on cases where the amount in question is \$5,000 or less.

Civil Case: The unit of count is the petition. A single case may include multiple parties. Included in total civil cases are circuit civil, domestic relations, associate civil and small claims cases.

Criminal Case: The unit of count is the complaint, information or indictment. A single case may include multiple charges.

Included in total criminal cases are felonies, felony preliminaries and misdemeanors. Traffic offenses are also a type of criminal case. Municipal and county ordinance cases, which are quasi-criminal matters, are included in some tables.

Dispositions: Cases which have been concluded at that court level. The court has acted on the case and has assigned a 'manner of disposition' or 'final disposition docket code' to the case and no further action is required. The case may be reopened at a later date or at a different court level as a supplemental filing. Disposition counts reported in this supplement include all cases that were disposed between July 1, 2019 and June 30, 2020.

Disposition to Filing Ratio: Compares the number of cases disposed with the number of cases filed during the year to give an indication of how well the court is keeping up with its workload. This ratio is calculated by dividing the number of cases disposed by the number of cases filed. A ratio of 1.00 indicates that the court filed and disposed the same number of cases. Ratios greater than 1.00 means the court disposed more cases than were filed during the year, thus achieving a reduction in its pending caseload. Ratios less than 1.00 indicate that the court disposed fewer cases than were filed and experienced an increase in its pending caseload.

Domestic Relations: Includes dissolution of marriage; legal separation, annulment, separate maintenance; URESA; adult abuse; motions to modify; motions for contempt in domestic relations cases; change of name; contested actions involving administrative support orders of the Department of Social Services; child protection orders; paternity; writs of habeas corpus in child custody cases; registrations of foreign domestic relations judgments; and miscellaneous domestic relations cases.

Felony: Information or indictment alleging commission of a felony offense. Includes felony cases which were reduced to misdemeanors.

Associate Felony: Felony complaint. Previously reported as felony preliminary. If probable cause is found, the defendant is bound over for arraignment and trial. Includes felony complaints which were reduced to misdemeanors and disposed in the associate divisions.

Filings: Cases which have been initiated in the court system. Historically, 'to file' a paper meant to give it to the court clerk to include in the case record. Filings for fiscal 2020 are cases that were initiated between July 1, 2017-19 and June 30, 2020. These include supplemental filings.

Circuit Civil: Previously reported as general civil. Among the specific actions included are civil cases involving amounts over \$25,000; Chapter 517, RSMo, and small claims trials de novo; administrative review cases; condemnations; extraordinary remedy cases, such as habeas corpus and injunctions; registrations of foreign judgment; tax actions; and motions for post conviction relief (Supreme Court Rules 24.035 and 29.15).

Judicial Information System (JIS): JIS is an automated case management software designed by Affiliated Computer Services (ACS). This software was selected as the sole Missouri standard software and all state courts are now moving toward implementation as budget resources allow. As of June 30, 2008, all of the state circuit courts used the system.

Juvenile: During FY 2003, the definitions for filed, disposed, and pending were changed for juvenile cases. In addition to revising definitions, procedures on case processing for some courts using JIS were changed during FY 2003 to eliminate subcases or supplemental filings. As of May 2005, all JIS courts had upgraded JIS software and new procedures. For those counties using JIS, juvenile cases filed consisted of original filings plus MMOD (motions to modify) during the fiscal year. Dispositions did not include the dispositions of these supplemental filings. Counties not using JIS continued to report filings and supplemental filings directly to OSCA. Because of these changes, juvenile filing, disposition, and pending data for original petitions and supplemental filings had not been counted consistently across all courts in the state.

As of the end of FY 2007, all counties were using JIS for juvenile cases; therefore all juvenile data for FY 2020 were reported from JIS.

Juveniles are individuals under 17 years of age. The unit of count is the petition. More than one child, as well as multiple allegations may be included in one petition. However, for case management purposes, courts are encouraged to open separate files for each child for Abuse/Neglect, Termination of Parental Rights, Juvenile Delinquency and Status Offenses. Multiple children who are being adopted by a party should be counted as one case. Referrals to the juvenile officer or the juvenile court in which no petition is filed are not included. Additional petitions or motions to modify filed under an existing case number after a disposition has been rendered on the original petitions are supplemental filings. Cases are considered closed when the child is no longer under jurisdiction of the court. Cases are considered pending if the child is still under jurisdiction of the court. Because dispositions are no longer reported on supplemental filings, the disposed to filing ratio will not accurately reflect the actual case processing of the court.

Mental Health Petition: Petition for 21 days, 30 days, 90 days, 180 days or one-year involuntary detention, treatment or rehabilitation for a mental disorder or abuse of alcohol and/or drugs.

Misdemeanor: Complaint or information alleging commission of a misdemeanor offense. Includes cases originally filed in either the circuit or associate division of the Circuit Court. A request for jury trial may or may not result in the case being certified from the associate to the circuit division, depending on local practice. Non-traffic infractions and conservation/watercraft offenses are included in the misdemeanor count.

Ordinance: Municipal divisions in Missouri can operate within one of three basic structures pursuant to section 479.060 RSMo:

1. Municipal funded court facility with municipal judge(s) (either lawyer or non-lawyer) and municipal clerk(s).
2. Municipal funded clerk(s) with cases processed and managed by the clerk(s) but heard by a state funded associate judge.
3. Municipal cases filed and heard through the associate division, where the judge and the clerk(s) are funded by the state.

Municipal divisions which operate under the first and second types of structures report data to OSCA using the Municipal Division Summary Reporting Form or using JIS. These data can be found in the Municipal Division section of this annual report supplement.

Municipal divisions which operate under the third type of structure report data through the Justice Information System (JIS) or Statewide Judicial Information System (SWJIS). These data are reported as Ordinance cases in the Circuit Court sections of this report.

Pending: Pending case counts include all cases that have been filed but not yet disposed in a particular court. Criminal cases that have been disposed but still require sentencing are not included as pending cases. Pending end figures reported for one year may not equal the pending beginning figures for the next year due to pending audits conducted at the court. The pending case counts reported in this supplement refer to the number of cases pending as of June 30, 2020.

Probate: Total cases include decedents' estates; minors' guardianships and conservatorships; incapacitated/disabled persons' guardianships and conservatorships; mental health petitions; and sexual predator cases.

Small Claims: The jurisdictional limit is \$3,000. Gun permit and appeal cases are now included as small claim cases. Small claims trials de novo are General Civil cases. Petitioners may not file more than twelve cases in one year. Clerks of the court are required to assist petitioners in filing their cases.

Traffic: Violations of state traffic laws. Does not include the more serious traffic violations, such as driving while intoxicated, leaving the scene of an accident or driving while license is suspended or revoked. These cases are reflected in the numbers of misdemeanors, felonies, and felony preliminary cases.

DESCRIPTION OF TIME STANDARDS CASE TYPES

Description of Case Types

Circuit Civil:

Tort, contract, administrative review, real estate, and extraordinary remedy cases filed in the circuit divisions, associate civil and small claims trials de novo, other miscellaneous actions filed in the circuit divisions, and such other actions defined as circuit civil cases by the State Judicial Records Committee.

Domestic Relations:

Dissolution of marriage, legal separation, annulment, separate maintenance, URESA, UIFSA, adult abuse, motions to modify, motions for contempt in domestic relations cases, contested actions involving administrative support orders of the state department of social services, child protection orders, paternity, change of name, writs of habeas corpus in child custody cases, registration of foreign domestic relation judgments and such other actions defined as domestic relations cases by the State Judicial Records Committee.

Associate Civil:

Tort, contract, administrative review, landlord-tenant and small claims cases filed in the associate circuit divisions and such other actions defined as associate civil or small claims cases by the State Judicial Records Committee.

Circuit Felony:

Felony indictments and informations.

Associate Criminal:

Felony cases prior to the filing of the indictment or information, misdemeanor cases, serious traffic and serious watercraft cases, municipal trials de novo, and misdemeanor certifications.

Age Calculations

Circuit and Associate Civil and Domestic Relations:

From date of filing to date of judgment, dismissal, change of venue or other disposition.

Associate Criminal/Felony Complaints:

From date of filing to date the case was bound over or dismissed, an indictment was filed, the defendant pleaded guilty to a reduced charge, or other disposition.

Circuit Felony Information or Indictment:

From date of filing to date of jury verdict, finding by the court, dismissal, Nolle Prosequi, change of venue or other disposition.

Periods during which a warrant was outstanding have been excluded when calculating the age of criminal cases.

Appendix 4

List of Case Types Counted on Circuit Profiles

Circuit Civil

Circuit Civil Tort

TA CC Asbestos
TB CC Pers Injury-Fed Empl Liab
TC CC Pers Injury-Malpractice
TD CC Pers Injury-Prod Liab
TE CC Pers Injury-Vehicular
TF CC Pers Injury-Other
TG CC Property Damage
TH CC Wrongful Death
TI CC Other Tort
TJ CC Employmnt Discrmntn 213.111
TK CC Public Accommodat 213.111

Circuit Civil Contract

CA CC Breach of Contract
CB CC Promissory Note
CC CC Specific Performance
CD CC Suit on Account
CE CC Contract-Other

Circuit Civil Administrative Review

IA CC Chptr 536 State Agcy Rvw
IB CC DL Revoc Rvw 302.311 RSMo
IC CC TDN of DOR Decision
ID CC Refus Breath 302.750/577.04
IE CC Limit Dr Priv 302.309 RSMo
IF CC Other Administrative Review
IG CC Jud Revw DOR Dealer License

Circuit Civil Real Estate

RA CC Appl to Enf Mechanics Lien
RB CC Eminent Domain/Condemn St
RC CC Eminent Domain/Condemn St
RD CC Exception
RE CC Foreclosure
RF CC Landlord Complaint
RG CC Partition
RH CC Quiet Title
RI CC Rent and Possession
RJ CC Unlawful Detainer
RK CC Other Real Estate Actions

Circuit Civil Extraordinary Remedies

EA CC Declaratory Judgment
EB CC Habeas Corpus
EC CC Injunction
ED CC Other Extraordinary Remedy
EF CC Show Cause to Enf Jury Svc
EG CC Temporary Restraining Order

Circuit Civil Miscellaneous

X1 CC Other Miscellaneous Actions
X2 CC Incarceration Reimburs 217.835
X4 CC Arbitration Filed
X5 CC Expunge Criminal Records
XA CC Action Against Garnishee
XB CC CAFA Forfeit 513.600-513.64
XC CC Common Law Lien pet 428.115
XD CC Contempt
XE CC Establishment of Charters
XF CC Exam Judgment Debtor
XG CC Expunge/Correct Arrest Rec
XH CC Out of State Witness
XI CC Reg Foreign Jgmt (excl DR)
XJ CC Replevin
XK CC Revival of Judgment
XL CC Delinquent City License Fee
XM CC Delinquent City Taxes
XN CC Delinquent Cnty License Fee
XO CC Delinquent Cnty Taxes
XP CC Delinquent Sales Tax
XQ CC Delinquent State Taxes
XR CC Personal Property Taxes
XS CC Trial de Novo
XT CC Small Claims Trial de Novo
XU CC Will Contest 473.083
XV CC Small Claims Certified
XW CC Motn, Rules 29.15 or 24.035
XY CC Pro Forma
XZ CC Tax Action Other

Domestic Relations

D1 CC CS Admin Order w/ Hrng
D2 CC CS Contempt
D3 CC CS Misc Domestic Rel
D4 CC CS Motion to Modify
D5 CC CS Paternity
D6 CC CS UIFSA Initiating
D7 CC CS UIFSA Responding
D8 CC CS URESA Initiating
D9 CC CS URESA Responding
DA CC Adult Abuse w/o Stalking
DB CC Adult Abuse Stalking
DC CC Adult Abuse Ext/Mod
DD CC Change of Name
DE CC Child Protection Act
DF CC Child Protection Ext/Mod
DG CC Contempt-Domestic Relations
DH CC Dissolution- w/o Children
DI CC Dissolution- w/ Children
DJ CC Habeas Corpus- Domestic
DK CC Legal Sep, Annul, Sep Maint
DL CC Modify Registr Foreign Jgmt
DM CC Motion to Modify
DN CC Paternity
DO CC Reg Foreign Jgmt-Custody
DP CC Reg Foreign Jgmt-Dissolutn
DQ CC Reg Foreign Protectn Order
DR CC Miscellaneous Domestic Rel
DS CC Family Access Motion
DT CC Set Aside Paternity Judgment
DU CC Motion to Modify Paternity
DV CC Victim Name Change

Q1 FC CS Admin Order w/ Hrng
Q2 FC CS Contempt
Q3 FC CS Misc Domestic Rel
Q4 FC CS Motion to Modify
Q5 FC CS Paternity
Q6 FC CS UIFSA- Initiating
Q7 FC CS UIFSA- Responding
Q8 FC CS URESA- Initiating
Q9 FC CS URESA- Responding
QA FC Adult Abuse w/o Stalking
QB FC Adult Abuse Stalking
QC FC Adult Abuse Extens/Modific
QD FC Change of Name
QE FC Child Protection Act
QF FC Child Protection Ext/Mod
QG FC Contempt
QH FC Dissolution- w/o Children
QI FC Dissolution- w/ Children
QJ FC Habeas Corpus- Domestic
QK FC Legal Sep, Annul, Sep Maint
QL FC Modify Registr Foreign Jgmt
QM FC Motion to Modify
QN FC Paternity
QO FC Reg Foreign Jgmt-Custody
QP FC Reg Foreign Jgmt-Dissolutn
QQ FC Reg Foreign Protectn Order
QR FC Miscellaneous Domestic Rel
QS FC Family Access Motion
QT FC Set Aside Paternity Judgment
QU FC Motion to Modify Paternity
QV FC Victim Name Change
QX FC Other Miscellaneous Action

Associate Civil - Small Claims

Associate Civil Tort

TO AC Employmnt Discrmntn 213.111
TP AC Public Accommodat 213.111
TQ AC Asbestos
TR AC Pers Injury-Fed Empl Liab
TS AC Pers Injury- Malpractice
TT AC Pers Injury-Prod Liab
TU AC Pers Injury-Vehicular
TV AC Pers Injury-Other
TW AC Property Damage
TX AC Wrongful Death
TY AC Other Tort
TZ AC Tort Damages (Bulk)

Associate Civil Contract

CM AC Breach of Contract
CN AC Promissory Note
CO AC Specific Performance
CP AC Suit on Account
CQ AC Contract-Other
CR AC Contract/Account (Bulk)

Associate Civil Administrative Review

IN AC Chptry 536 State Agcy Rvw
IO AC DL Revoc Rvw 302.311 RSMo
IP AC TDN of DOR Decision
IQ AC Refus Breath 302.750/577.04
IR AC Limit Dr Priv 302.309 RSMo
IS AC Other Administrative Review
IT AC SATOP Revw 302.540/577.041

Associate Civil Real Estate

R1 AC Rent and Possession
R2 AC Unlawful Detainer
R3 AC Other Real Estate Actions
R4 AC Landlord Actions (Bulk)
RS AC Appl to Enf Mechanics Lien
RT AC Eminent Domain/Condemn St
RU AC Eminent Domain/Condemn Oth
RV AC Exception
RW AC Foreclosure
RX AC Landlord Complaint
RY AC Partition
RZ AC Quiet Title

Associate Civil Extraordinary Remedies

EO AC Declaratory Judgment
EP AC Habeas Corpus
EQ AC Injunction
ER AC Other Extraordinary Remedy
ET AC Show Cause to Enf Jury Svc
EU AC Temporary Restraining Order

Associate Civil Miscellaneous

Y1 AC Tax Action Other
Y2 AC Misc Associate Civil-Other
Y4 AC Arbitration Filed
Y5 AC Expunge Criminal Records
YA AC Action Against Garnishee
YB AC CAFA Forfeiture 513.600-645
YC AC Common Law Property Rel
YD AC Contempt
YE AC Establishment of Charters
YF AC Examination Judgment Debtor
YG AC Expunge/Correct Arrest Rec
YH AC Out of State Witness
YI AC Reg of Foreign Judgment
YJ AC Replevin
YK AC Revival of Judgment
YL AC Delinquent City License Fee
YM AC Delinquent City Tax
YN AC Delinquent Cnty Licnse Fees
YO AC Delinquent Cnty Taxes
YP AC Delinquent Sales Tax
YQ AC Delinquent State Tax
YR AC Personal Property Tax
YS AC Gun Permit Appeal
YT AC Grandparent Visitation
YU AC Ownr/Lienhdr Petn Prop Rel

Small Claims

YV AC Small Claims under \$100
YW AC Small Claims over \$100
YX Pet Revoc Conceal Carry 571.117
YZ Conceal Carry Appeal 571.114

Juvenile

JA FC Status Offense
JB FC Delinquency
JC FC Abuse and Neglect
JD FC Adoption-Regular
JE FC Terminate Parental Rights
JF FC Adoption Step-Child
JG FC Adoption-Adult
JH FC Permanency Planning Motion
JI FC Ext Jurisdiction Juvenile
JJ FC Reentry of Custody to CD
JU FC Minor Abortion Contest

JK CC Reentry of Custody to CD
JL CC Jurisdiction Extended
JM CC Status Offense
JN CC Delinquency
JO CC Abuse and Neglect
JP CC Adoption-Regular
JQ CC Termin of Parental Rights
JR CC Adoption Step-Child
JS CC Adoption-Adult

Criminal

Circuit Felony

F1 CC Felony

Associate Felony

F2 AC Felony

Misdemeanor

M1 CC Misdemeanor
M2 AC Misdemeanor
M3 Watercraft Violation
M4 Conservation Violation

Traffic

T1 - CC TR State Traffic Ticket
T2 - AC TR State Traffic Ticket
I2 - Infraction

Ordinance

O1 Chty Ordn - Alchl&Drg Rel Traf
O2 County Ordinance - Parking
O3 Muni-Alcohol & Drug Rel Traf
O4 Muni- Parking Violation
O5 Municipal Ordinance - Traffic
O6 Municipal Ordinance - Other
O7 County Ordinance - Traffic
O8 County Ordinance - Other
OA Capitol Police 8.177.2 RSMo

Municipal Certifications/Trial de Novo

MA CC Municipal Cert/TDN
MB AC Municipal Cert/TDN

Probate General

Decedent's Estates

PA PR Supervised with Will
PB PR Supervised without Will
PC PR Independent with Will
PD PR Independent without Will

Incapacitated/Disabled Estates

PN PR Conservatorship - Adult
PP PR Conservatorship LTD - Adult
PR PR Guardianship - Adult
PT PR Guardianship LTD - Adult
PU PR Guardian/Conserv - Adult
PW PR Guardian/Conserv LTD-Adult

Minors' Estates

PL PR Guardian LTD Minor 475.060
PO PR Conservatorship - Minor
PQ PR Dispense w/Conserv-Minor
PS PR Guardianship - Minor
PV PR Guardian/Conserv - Minor
PY PR Guardian/Conserv LTD-Minor

Mental Health Petitions

HB MH Pet 21 Day - Mental Health
HC MH Pet 90 Day - Mental Health
HD MH Pet 180 Day - Mental Health
HE MH Pet 1 Year - Mental Health
HF MH Pet ECT Treatment
HP MH Pet 30 Day - Alcohol/Drug
HQ MH Pet 90 Day - Alcohol/Drug

Probable Cause Petition

P6 PR Sexual Predator 632.480

Probate Abbreviated Matters

G1 PR Reg Foreign Guard/Con-Adult
G2 PR Reg Foreign Guard/Con-Minor
HA MH App 96 Hour - Mental Health
HG MH App Conditional Release
HO MH App 96 Hour - Alcohol/Drug
P0 Removal of Disqual Firearm
P1 PR Guardianship STDBY - Adult
P2 PR Gardian STDBY Minor 475.046
P3 PR Successor Trustee
P4 PR Trust Registration
P5 PR Miscellaneous Trust
P7 Will Filed During Lifetime
P8 PR Misc - Non Cases
P9 Will Filed Only - Deceased
PE PR Refusal of Letters-Creditor
PF PR Refusal of Letters-Spouse
PG PR Refusal of Letters-Minor
PH PR Small Est Affidavit w/Will
PI PR Small Est Affidavit w/o Wil
PJ PR Determination of Heirship
PK PR Will Admitted or Rejected
PX PR Required Administration
PZ PR Miscellaneous Probate-Other