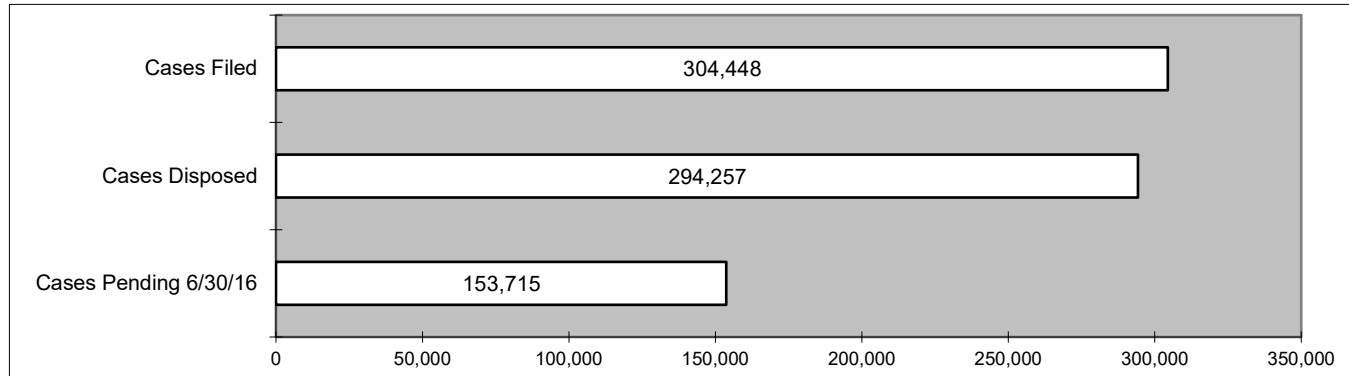



**Table 23**  
**Circuit Court, FY 2020**  
**Graphs Filed, Disposed and Pending**  
**Statewide Totals**

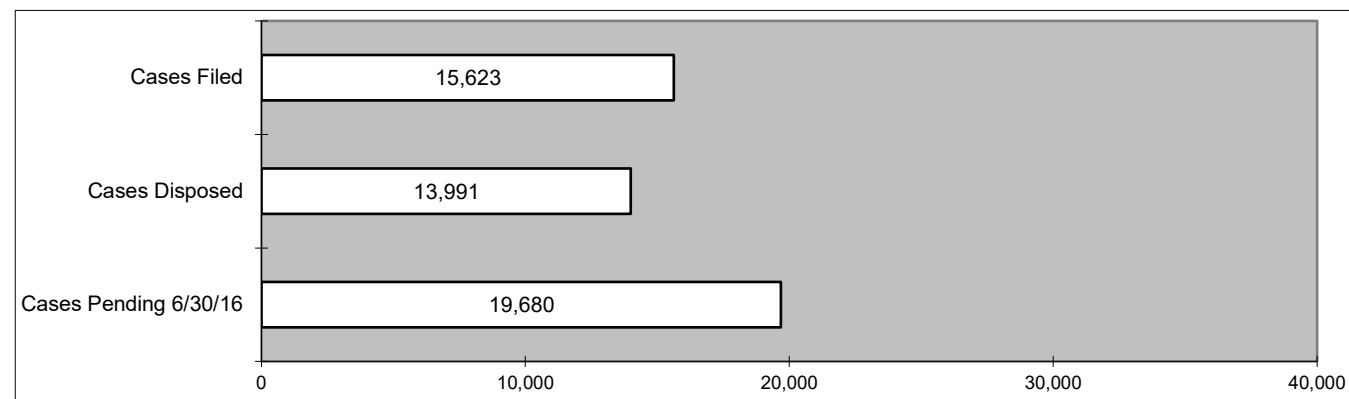
**CIVIL**



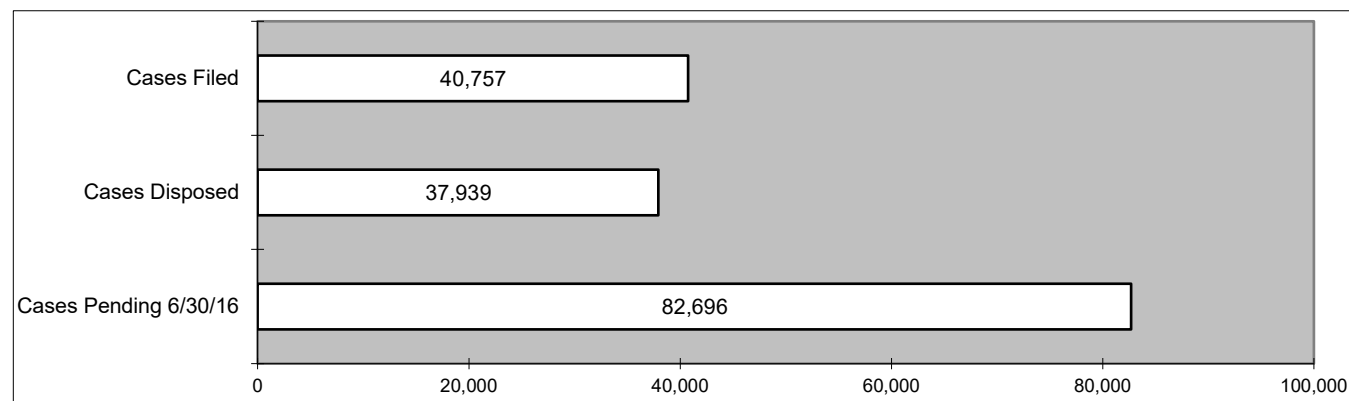
**CRIMINAL**



**JUVENILE**



**PROBATE**



**Table 24**  
**Circuit Court, FY 2020**  
**Cases Disposed by Manner of Disposition**  
**Statewide Totals**

TYPE OF CASE	Manner of Disposition	Percent of Cases Disposed
<b>Circuit Civil</b>	Change of Venue	1.5%
More than 1 out of every 2 Circuit Civil cases was dismissed.	Bench Trial	19.6%
	Dismissed	59.2%
	Jury Trial	0.4%
	Other	9.6%
	Uncontested	9.7%
<b>Domestic Relations</b>	Change of Venue	0.4%
Nearly 1 out of every 5 Domestic Relations cases was disposed by court trial.	Bench Trial	17.7%
Nearly 1 out of every 2 Domestic Relations cases was dismissed.	Dismissed	48.2%
	Other	3.2%
	Uncontested	30.5%
<b>Associate Civil - Small Claims</b>	Change of Venue	2.4%
More than 1 out of every 3 Associate Civil / Small Claims cases was dismissed.	Bench Trial	4.5%
More than 1 out of every 2 Associate Civil / Small Claims cases was uncontested.	Dismissed	38.8%
	Other	2.2%
	Uncontested	52.1%
<b>Felony</b>	Change of Venue	1.6%
Nearly 8 out of every 10 Felony cases were disposed by guilty pleas.	Bench Trial	0.3%
	Dismissed	17.6%
	Guilty Plea	75.1%
	Jury Trial	1.0%
	Other	4.3%
<b>Associate Felony</b>	Bound Over	70.3%
Nearly 3 out of every 4 Associate Felony cases were bound over.	Dismissed	20.9%
	Guilty Plea	6.8%
	Other	2.0%
<b>Misdemeanor</b>	Bench Trial	0.5%
More than 1 out of every 2 Misdemeanor cases were disposed by guilty pleas.	Dismissed	39.4%
	Guilty Plea	59.1%
	Other	0.9%
<b>Traffic, Ordinance &amp; Municipal Certification/Trial De Novo</b>	Bench Trial	0.3%
More than 3 out of every 4 Traffic, Ordinance and Municipal Certification / Trial De Novo cases were disposed by guilty pleas.	Dismissed	12.1%
	Guilty Plea	87.2%
	Other	0.5%