

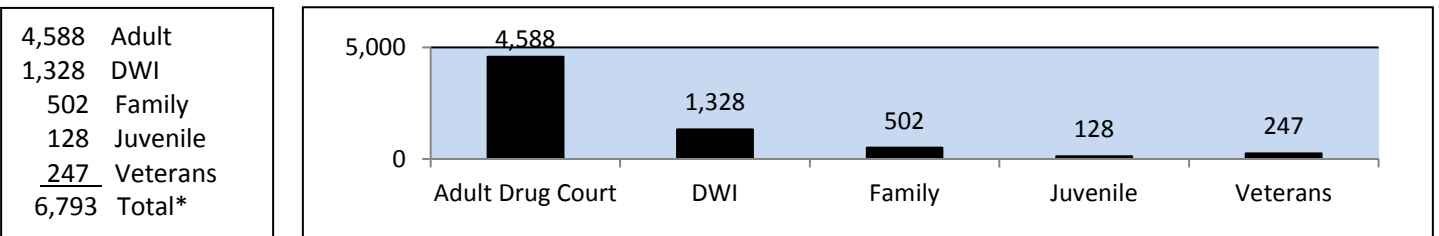
# Drug Courts Coordinating Commission

## Treatment Court Program Status

As of December 31, 2016, there were 141 treatment court programs in 43 judicial circuits: 92 adult, 7 juvenile, 12 family, 20 designated DWI and 10 veterans treatment court programs serving 34 counties. The commission provides funding to 134 of these programs in 41 judicial circuits.

### Treatment Court Program Participants

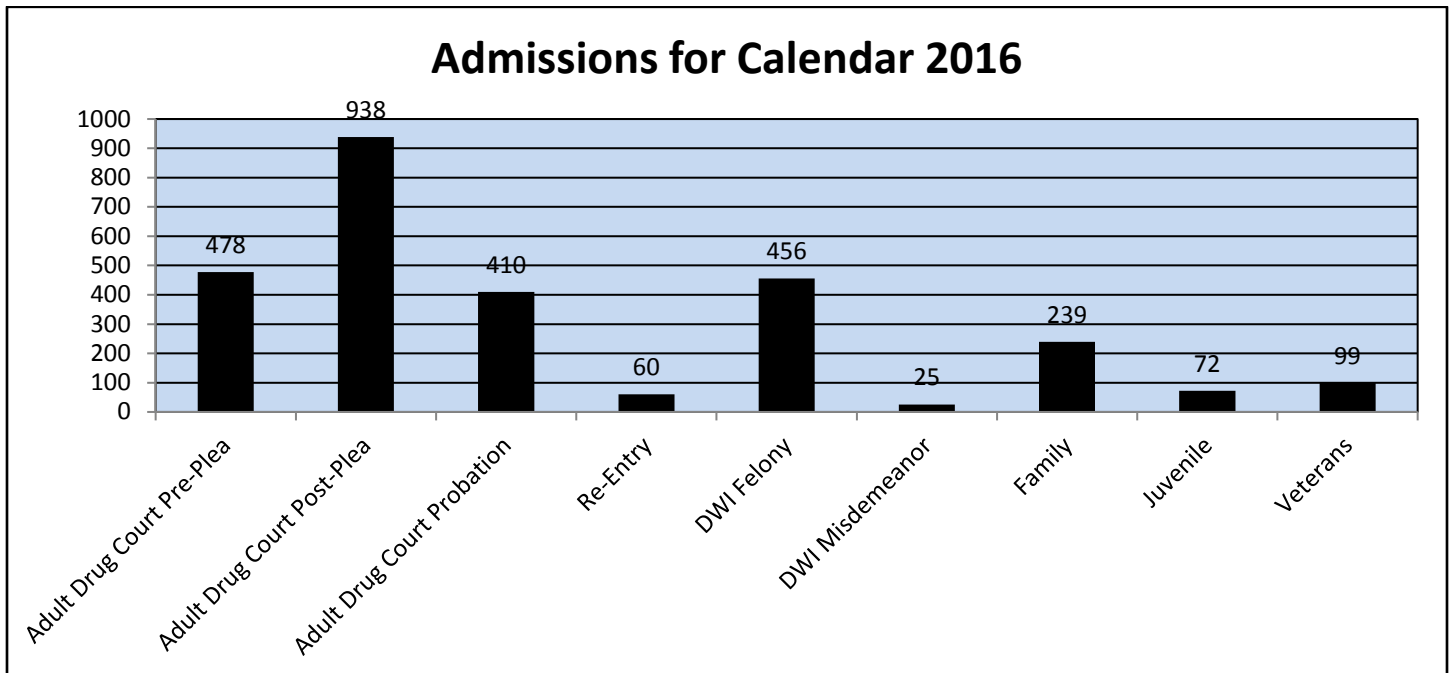
During the 2016 reporting period, 6,793 individuals participated in a treatment court program.



\*Unduplicated cases open for minimum of one day

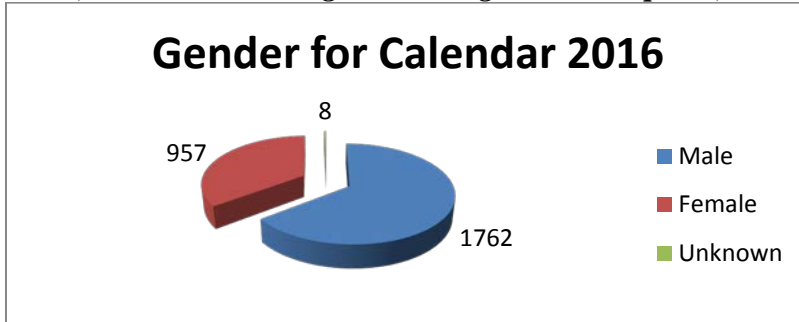
### Treatment Court Program Participant Admissions by Case Type Category for Calendar Year-to-Date\*

During the 2016 calendar year, there were 2,777 admissions to treatment court programs distributed across the following categories.



\*Unduplicated cases

**Characteristics of Admitted Treatment Court Program Participants  
(Less Juvenile Drug Court Program Participants)\***



Race/Ethnicity	Calendar 2016		Marital Status	Calendar 2016	
	Count	Percentage		Count	Percentage
Asian	7	0%	Divorced	351	13%
American Indian	5	0%	Legal Separation	102	4%
Black	427	16%	Married	397	15%
Hispanic	24	1%	Single	1,680	62%
White	2,243	82%	Widowed	28	1%
Unknown	21	1%	Unknown	169	6%
<b>Total</b>	<b>2,727</b>	<b>100%</b>	<b>Total</b>	<b>2,727</b>	<b>100%</b>

\*Unduplicated cases      \*\*Percentages are rounded to the nearest whole number

In addition, for treatment court program participants admitted since the beginning of calendar year 2016:

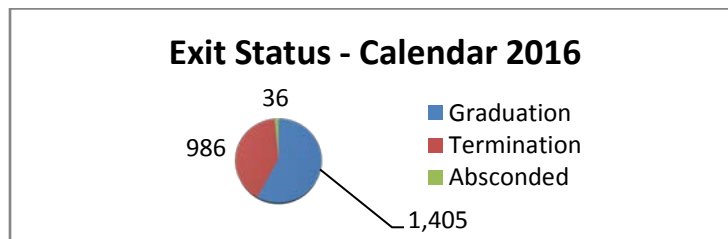
- The average age at admission was 33 years old.
- The age range at admission was 18 to 72 years old.

**Treatment Court Program Exits by Exit Status**

Treatment court program exits for the year-to-date reporting period includes all treatment court case type categories and are defined as Treatment Court Termination (DYTRP), Treatment Court Voluntary Withdrawal (DYVWD), and Treatment Court Graduation (DYGRA) docket code entries in JIS.

**Number of Program Participant Exits by Status**

\* Current calendar year totals may not equal the current calendar year totals due to cases that were added after reports for the prior period were run.



As of December 31, 2016, there have been a total of 17,987 treatment court program graduates statewide.

A total of 862 babies have been born to female treatment court program participants. **792 were born drug free.**