

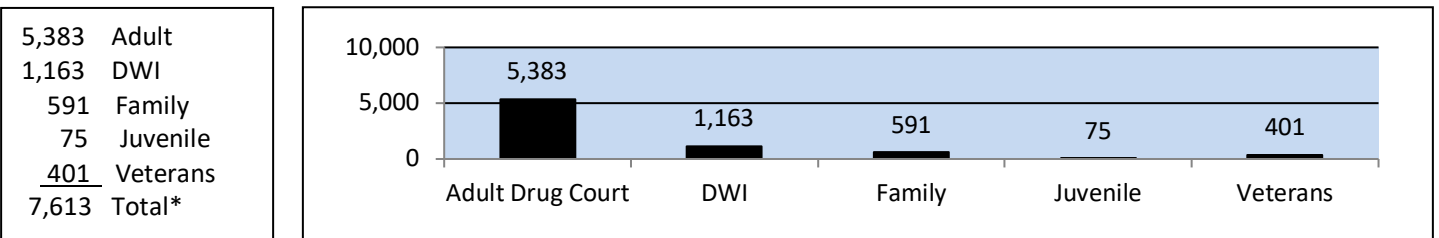
# Drug Courts Coordinating Commission

## Treatment Court Program Status

As of December 31, 2019, there were 137 treatment court programs in 45 judicial circuits: 80 adult, 4 juvenile, 15 family, 23 designated DWI and 15 veterans treatment court programs serving 40 counties. The commission provides funding to 133 of these programs in 43 judicial circuits.

### Treatment Court Program Participants

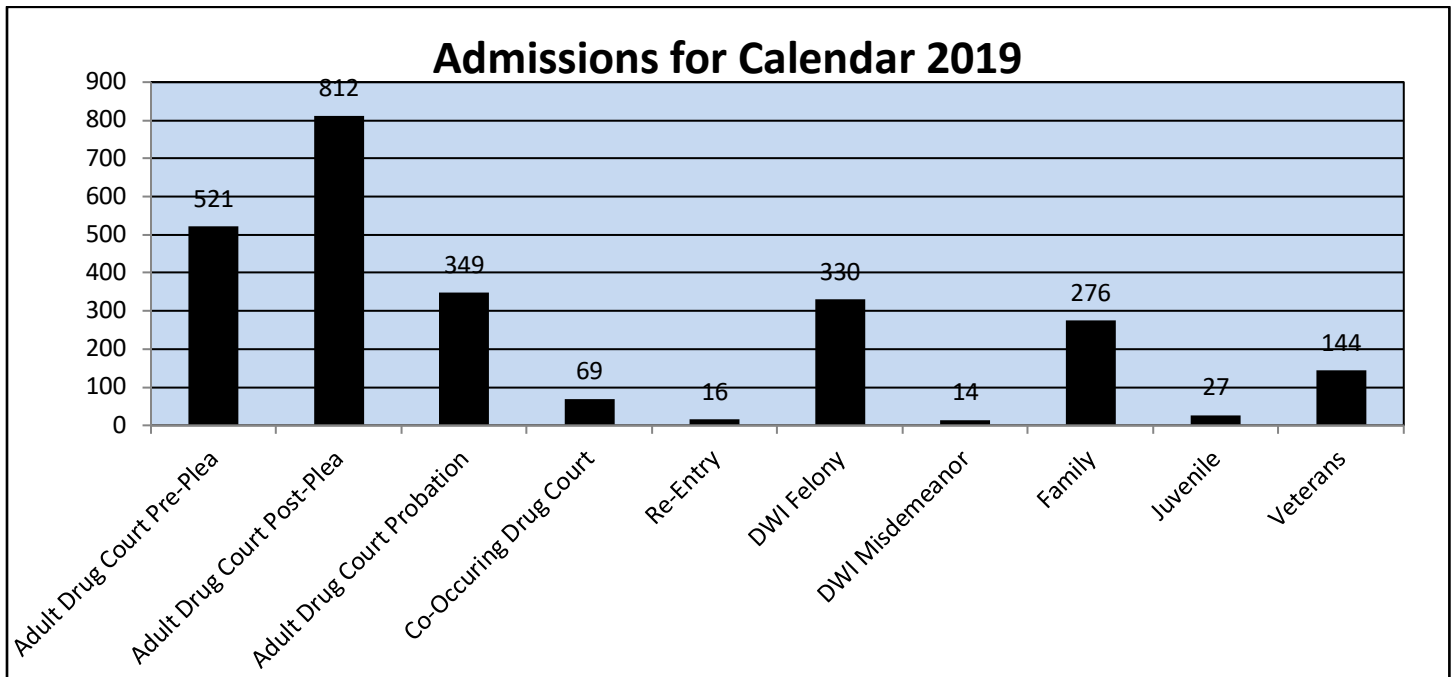
During the 2019 reporting period, 7,613 individuals participated in a treatment court program.



\*Unduplicated cases open for minimum of one day

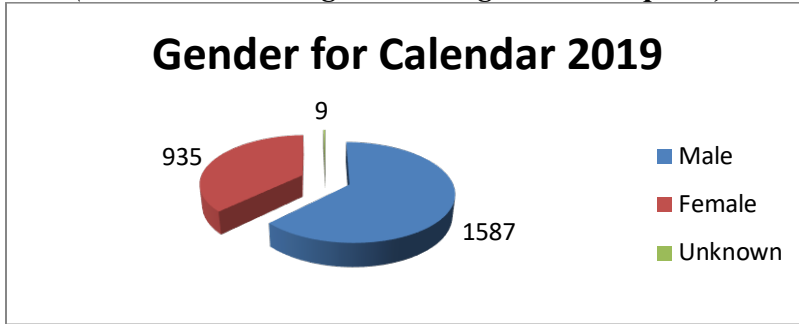
### Treatment Court Program Participant Admissions by Case Type Category for Calendar Year-to-Date\*

During the 2019 calendar year, there were 2,558 admissions to treatment court programs distributed across the following categories.



\*Unduplicated cases

**Characteristics of Admitted Treatment Court Program Participants  
(Less Juvenile Drug Court Program Participants)\***



Race/Ethnicity	Calendar 2019		Marital Status	Calendar 2019	
	Count	Percentage		Count	Percentage
Asian	10	0%	Divorced	371	15%
American Indian	8	0%	Legal Separation	94	4%
Black	462	18%	Married	367	15%
Hispanic	26	1%	Single	1,566	62%
White	2,004	79%	Widowed	41	2%
Unknown	21	1%	Unknown	92	4%
<b>Total</b>	<b>2,531</b>	<b>100%</b>	<b>Total</b>	<b>2,531</b>	<b>100%</b>

\*Unduplicated cases

\*\*Percentages are rounded to the nearest whole number

In addition, for treatment court program participants admitted since the beginning of calendar year 2019:

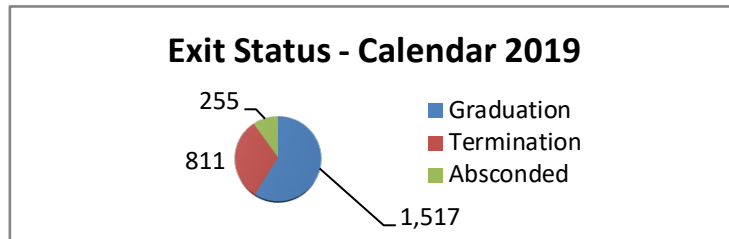
- The average age at admission was 34 years old.
- The age range at admission was 18 to 82 years old.

**Treatment Court Program Exits by Exit Status**

Treatment court program exits for the year-to-date reporting period includes all treatment court case type categories and are defined as Treatment Court Termination (DYTRP), Treatment Court Voluntary Withdrawal (DYVWD), and Treatment Court Graduation (DYGRA) docket code entries in JIS.

**Number of Program Participant Exits by Status**

\* Current calendar year totals may not equal the current calendar year totals due to cases that were added after reports for the prior period were run.



As of December 31, 2019, there have been a total of 22,221 treatment court program graduates statewide.

A total of 1,052 babies have been born to female treatment court program participants. **955 were born drug free.**