

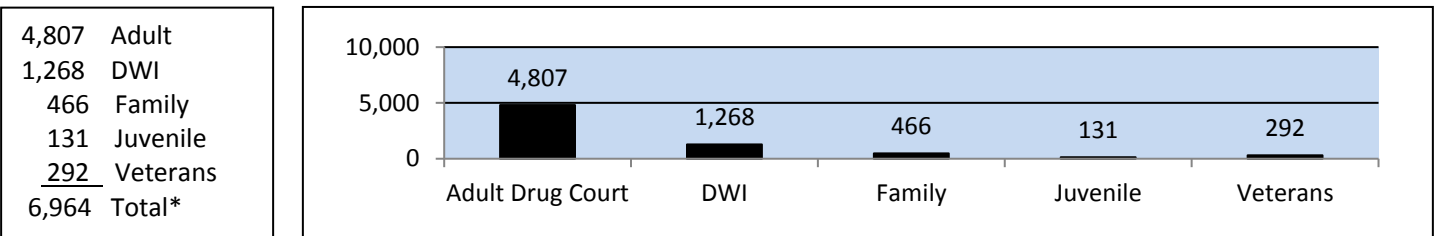
Drug Courts Coordinating Commission

Treatment Court Program Status

As of December 31, 2017, there were 147 treatment court programs in 44 judicial circuits: 94 adult, 6 juvenile, 13 family, 22 designated DWI and 12 veterans treatment court programs serving 37 counties. The commission provides funding to 139 of these programs in 42 judicial circuits.

Treatment Court Program Participants

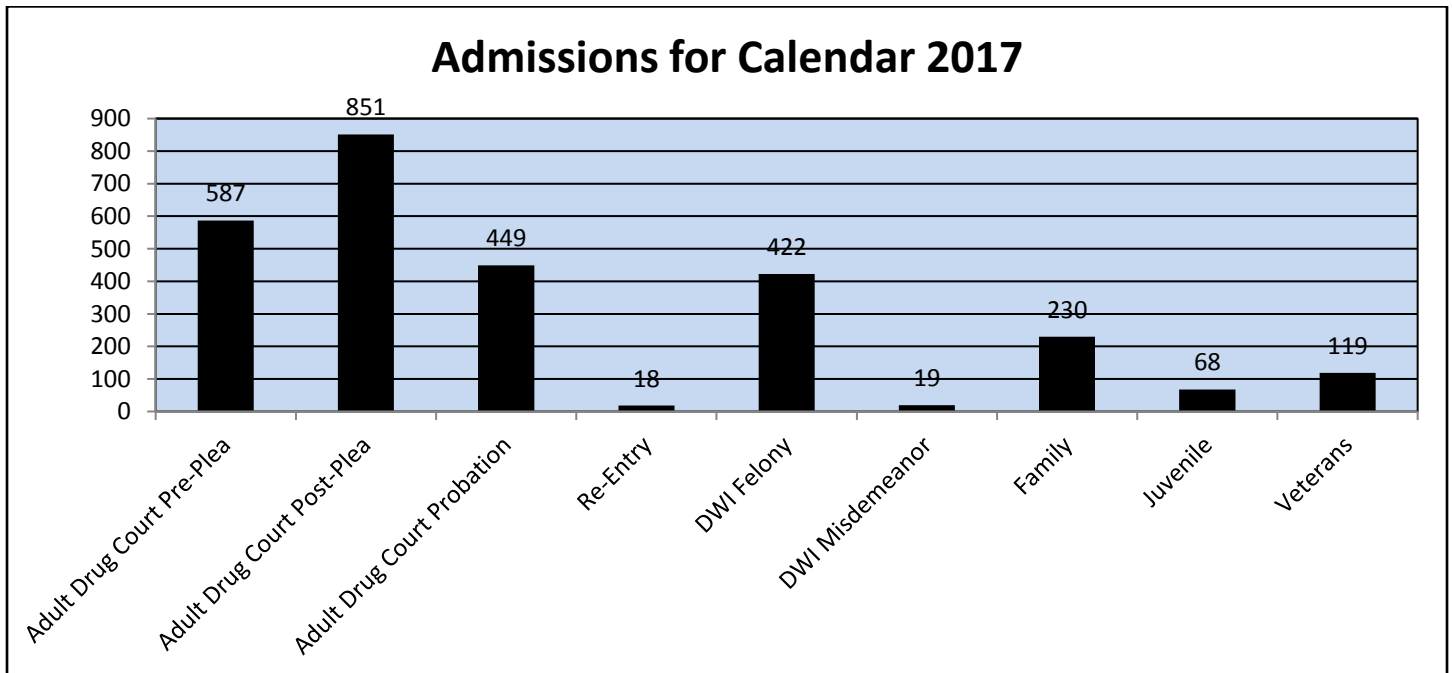
During the 2017 reporting period, 6,946 individuals participated in a treatment court program.



*Unduplicated cases open for minimum of one day

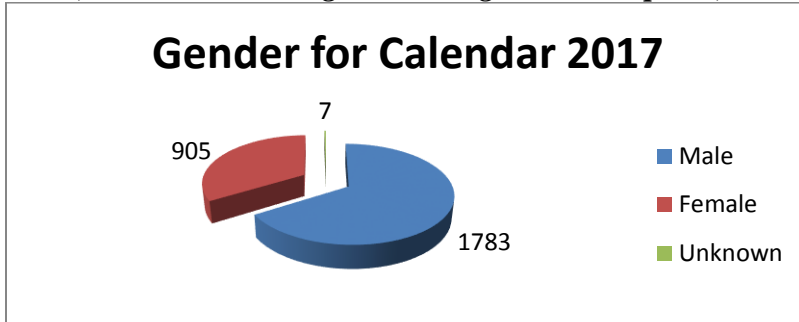
Treatment Court Program Participant Admissions by Case Type Category for Calendar Year-to-Date*

During the 2017 calendar year, there were 2,763 admissions to treatment court programs distributed across the following categories.



*Unduplicated cases

**Characteristics of Admitted Treatment Court Program Participants
(Less Juvenile Drug Court Program Participants)***



| Race/Ethnicity | Calendar 2017 | | Marital Status | Calendar 2017 | |
|-----------------|---------------|-------------|------------------|---------------|-------------|
| Asian | 9 | 0% | Divorced | 412 | 15% |
| American Indian | 4 | 0% | Legal Separation | 97 | 4% |
| Black | 539 | 20% | Married | 351 | 13% |
| Hispanic | 24 | 1% | Single | 1,656 | 62% |
| White | 2,101 | 78% | Widowed | 31 | 1% |
| Unknown | 18 | 1% | Unknown | 148 | 5% |
| Total | 2,695 | 100% | Total | 2,695 | 100% |

*Unduplicated cases **Percentages are rounded to the nearest whole number

In addition, for treatment court program participants admitted since the beginning of calendar year 2017:

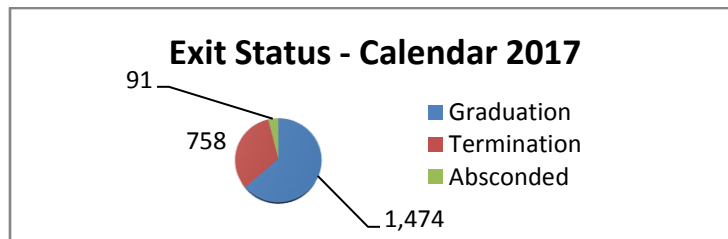
- The average age at admission was 34 years old.
- The age range at admission was 18 to 67 years old.

Treatment Court Program Exits by Exit Status

Treatment court program exists for the year-to-date reporting period includes all treatment court case type categories and are defined as Treatment Court Termination (DYTRP), Treatment Court Voluntary Withdrawal (DYVWD), and Treatment Court Graduation (DYGRA) docket code entries in JIS.

Number of Program Participant Exits by Status

* Current calendar year totals may not equal the current calendar year totals due to cases that were added after reports for the prior period were run.



As of December 31, 2017, there have been a total of 19,445 treatment court program graduates statewide.

A total of 925 babies have been born to female treatment court program participants. **846 were born drug free.**