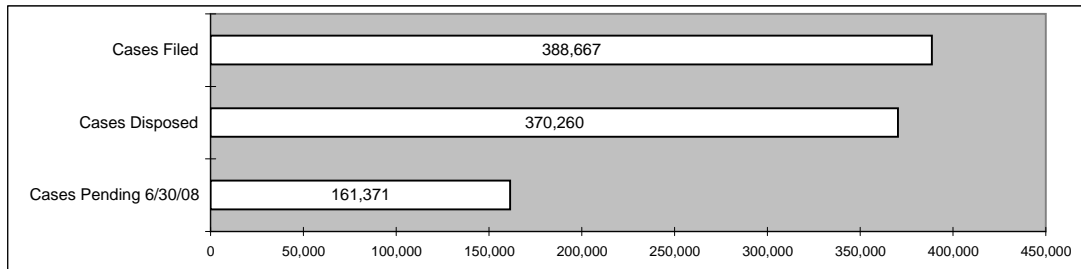



Table 23
Graphs, FY 2008
Filed, Disposed and Pending
Statewide Totals

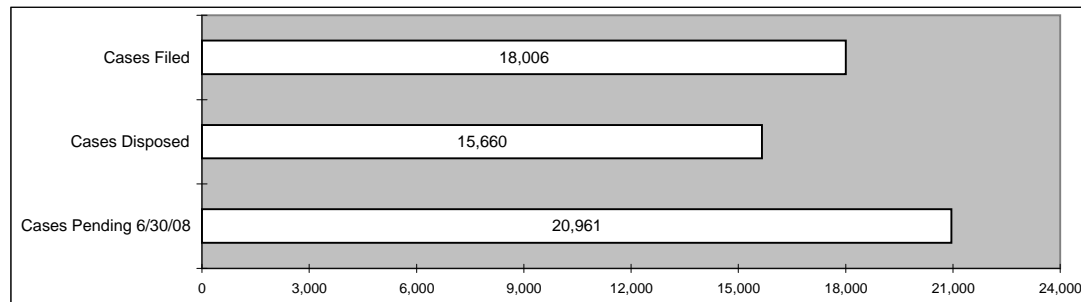
CIVIL



CRIMINAL & ORDINANCE



JUVENILE



PROBATE

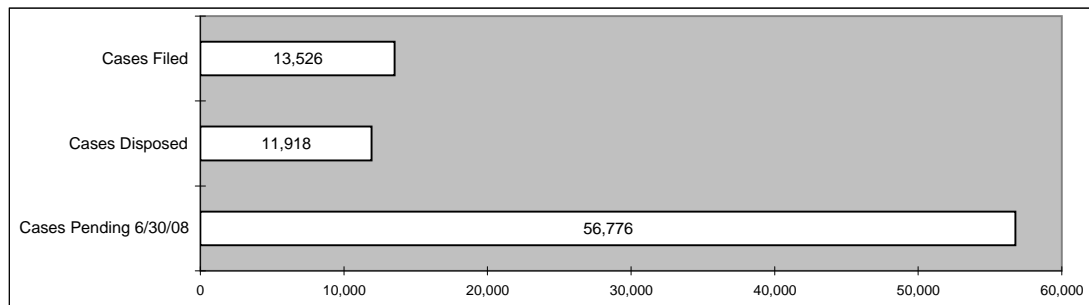


Table 24
Circuit Court, FY 2008
Cases Disposed by Manner of Disposition
Statewide Totals

TYPE OF CASE	Method of Disposition	Percent of Cases Disposed
General Civil	Change of Venue	2.0%
Approximately 1 out of every 2 General Civil cases was dismissed.	Court Trial	14.4%
	Dismissed	54.6%
	Jury Trial	1.4%
	Other	12.6%
	Uncontested	15.0%
Domestic Relations	Court Trial	20.3%
Approximately 1 out of every 5 Domestic Relations cases was disposed by court trial.	Dismissed	42.1%
	Other	5.7%
	Uncontested	31.9%
Associate Civil	Change of Venue	1.6%
Approximately 1 out of every 3 Assoc Civil cases was dismissed.	Court Trial	5.1%
	Dismissed	34.6%
	Other	1.9%
	Uncontested	56.8%
Small Claims	Court Trial	26.0%
Approximately 1 out of every 4 Small Claims cases resulted in a court trial.	Dismissed	40.4%
	Other	2.9%
	Uncontested	30.7%
Felony	Change of Venue	2.1%
Approximately 8 out of every 10 Felony cases were disposed by guilty pleas.	Court Trial	0.6%
	Dismissed	12.4%
	Guilty Plea	80.5%
	Jury Trial	1.4%
	Other	3.0%
Associate Felony	Bound Over	68.1%
Approximately 2 out of every 3 Assoc Felony cases were bound over.	Dismissed	20.7%
	Guilty Plea	9.7%
	Other	1.5%
Misdemeanor	Court Trial	0.9%
Approximately 2 out of every 3 Misdemeanor cases ended in guilty pleas.	Dismissed	30.7%
	Guilty Plea	66.9%
	Other	1.5%
Traffic, Ordinance & Muni Cert/TDN	Court Trial	1.5%
Approximately 8 out of every 10 Traffic, Ordinance and Muni Cert/TDN cases ended in guilty pleas.	Dismissed	18.8%
	Guilty Plea	79.1%
	Other	0.6%