

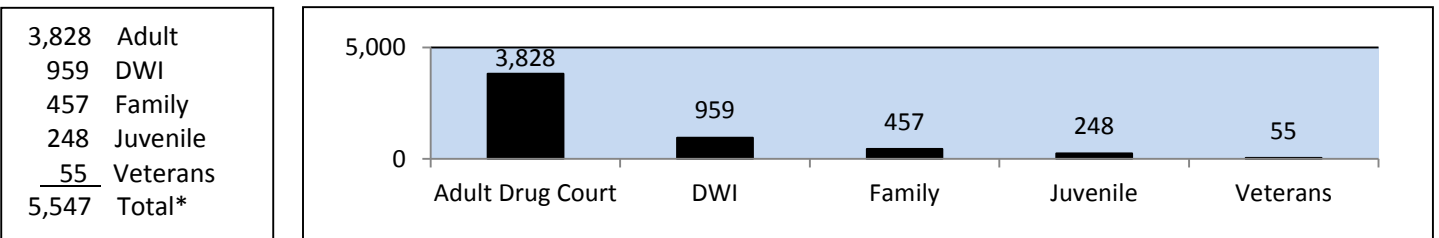
# Drug Courts Coordinating Commission

## Treatment Court Program Status

As of December 31, 2011, there were 143 treatment court programs: 89 adult, 15 juvenile, 14 family, 21 designated DWI, 1 reintegration, and 3 veterans treatment court programs serving 8 counties. The commission provides funding to 131 of these programs in 50 treatment court jurisdictions.

### Treatment Court Program Participants

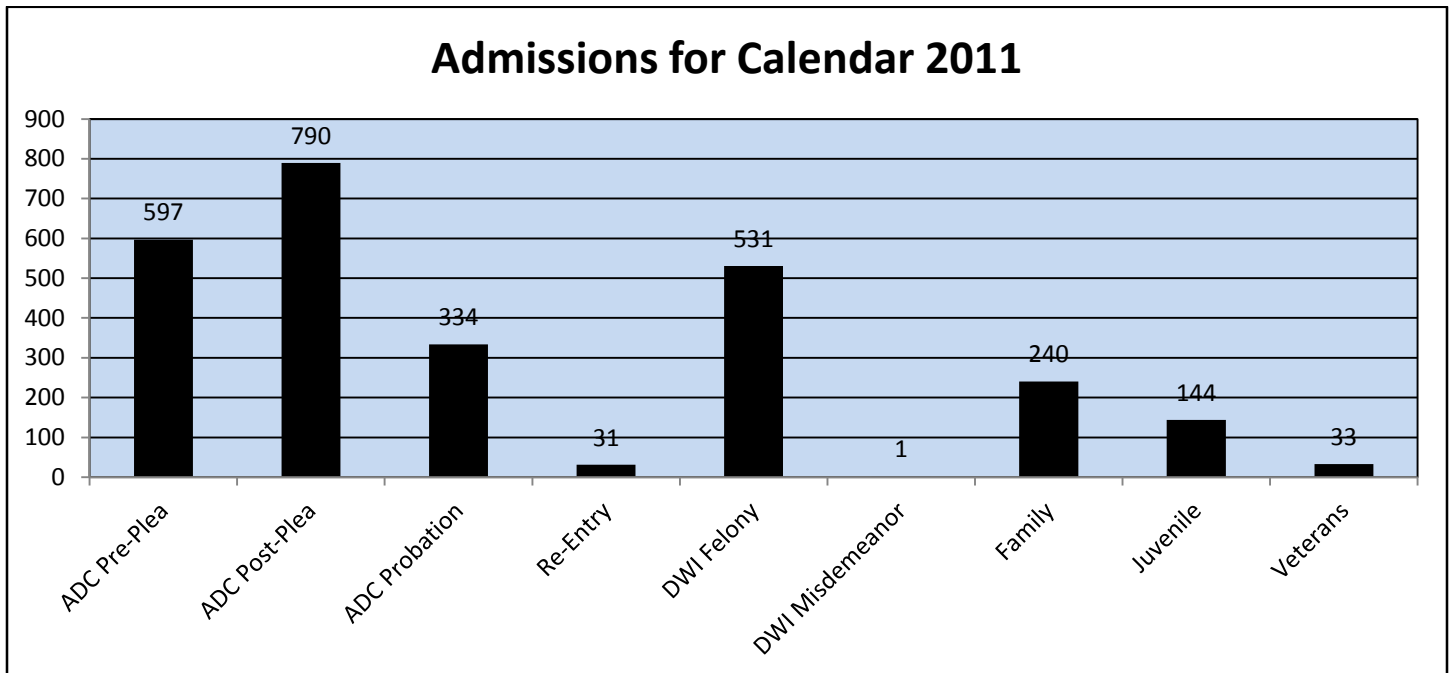
During the 2011 reporting period, 5,547 individuals participated in a treatment court program.



\*Unduplicated cases open for minimum of one day

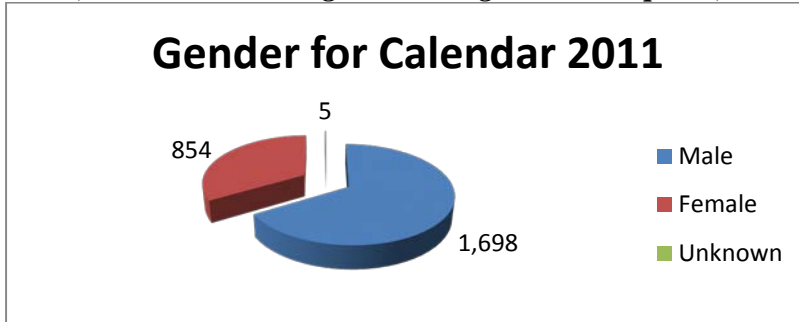
### Treatment Court Program Participant Admissions by Case Type Category for Calendar Year-to-Date\*

During the 2011 calendar year, there were 2,701 admissions to treatment court programs distributed across the following categories.



\*Unduplicated cases

**Characteristics of Admitted Treatment Court Program Participants  
(Less Juvenile Drug Court Program Participants)\***



Race/Ethnicity	Calendar 2011		Marital Status	Calendar 2011	
Asian	7	~0%	Divorced	400	14%
American Indian	5	~0%	Legal Separation	81	3%
Black	467	16%	Married	391	16%
Hispanic	23	1%	Single	1,741	64%
White	2,171	81%	Widowed	22	1%
Unknown	28	1%	Unknown	66	2%
<b>Total</b>	<b>2,701</b>	<b>100%</b>	<b>Total</b>	<b>2,701</b>	<b>100%</b>

\*Unduplicated cases

\*\*Percentages are rounded to the nearest whole number

In addition, for treatment court program participants admitted since the beginning of calendar year 2015:

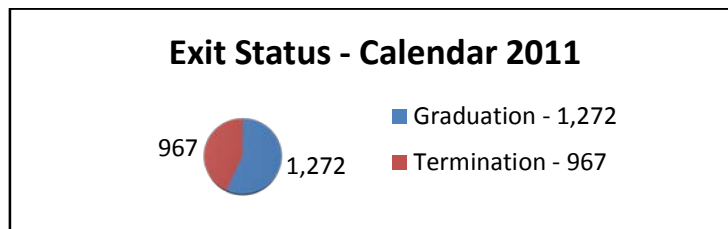
- The average age at admission was 32 years old.
- The age range at admission was 12 to 74 years old.

**Treatment Court Program Exits by Exit Status**

Treatment court program exists for the year-to-date reporting period includes all treatment court case type categories and are defined as Treatment Court Termination (DYTRP), Treatment Court Voluntary Withdrawal (DYVWD), and Treatment Court Graduation (DYGRA) docket code entries in JIS.

**Number of Program Participant Exits by Status**

\* Current calendar year totals may not equal the current calendar year totals due to cases that were added after reports for the prior period were run.



As of December 31, 2011, there have been a total of 11,066 treatment court program graduates statewide.

A total of 589 babies have been born to female treatment court program participants. **541 were born drug free.**