

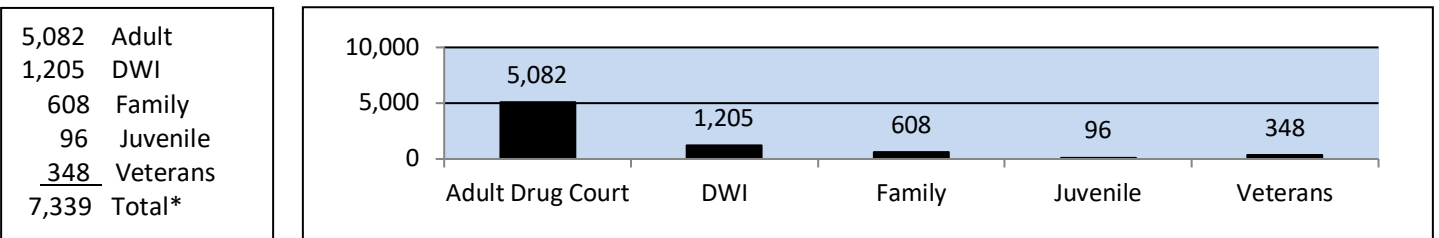
# Drug Courts Coordinating Commission

## Treatment Court Program Status

As of December 31, 2018, there were 147 treatment court programs in 44 judicial circuits: 94 adult, 6 juvenile, 13 family, 22 designated DWI and 12 veterans treatment court programs serving 37 counties. The commission provides funding to 139 of these programs in 42 judicial circuits.

### Treatment Court Program Participants

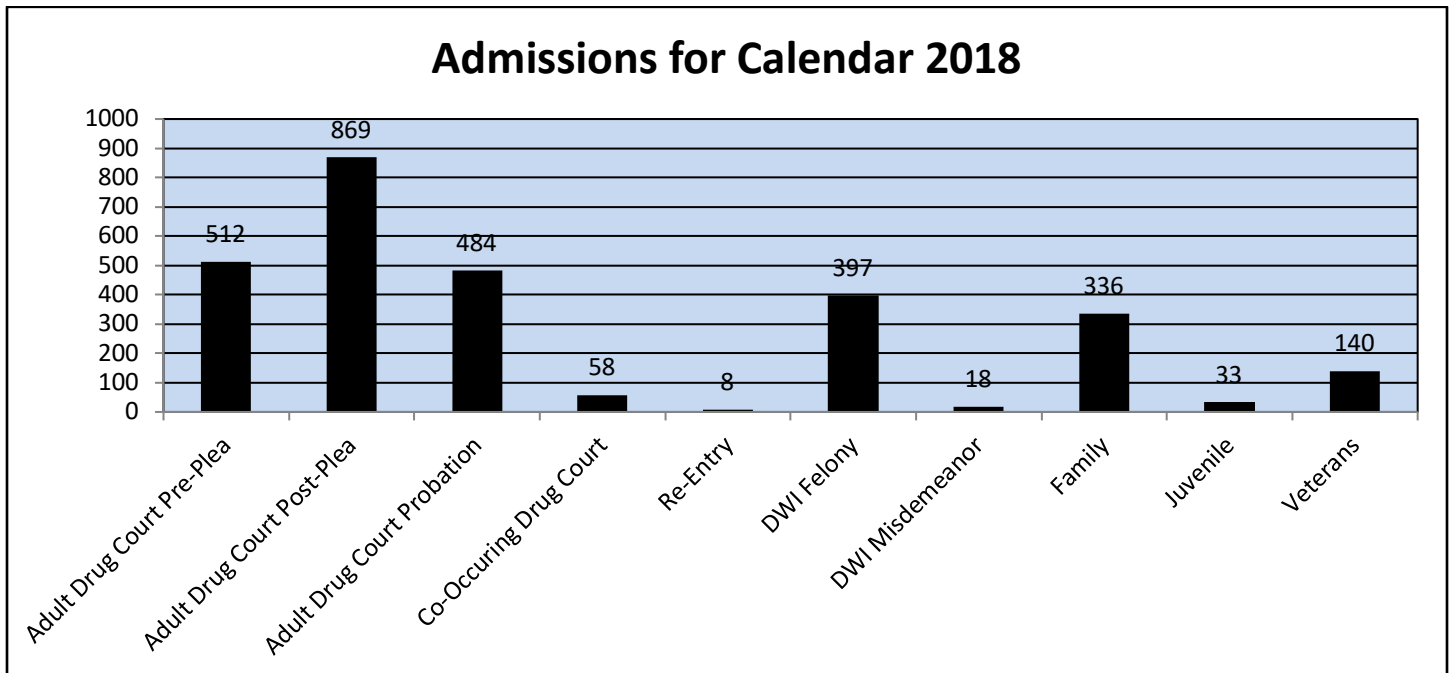
During the 2018 reporting period, 7,339 individuals participated in a treatment court program.



\*Unduplicated cases open for minimum of one day

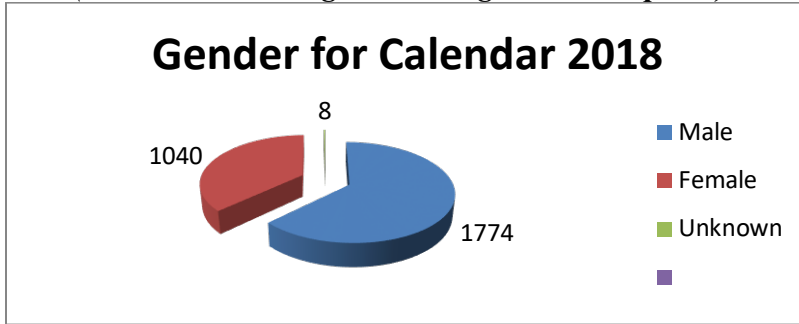
### Treatment Court Program Participant Admissions by Case Type Category for Calendar Year-to-Date\*

During the 2018 calendar year, there were 2,855 admissions to treatment court programs distributed across the following categories.



\*Unduplicated cases

**Characteristics of Admitted Treatment Court Program Participants  
(Less Juvenile Drug Court Program Participants)\***



Race/Ethnicity	Calendar 2018		Marital Status	Calendar 2018	
	Count	Percentage		Count	Percentage
Asian	6	0%	Divorced	446	16%
American Indian	1	0%	Legal Separation	93	3%
Black	550	19%	Married	464	16%
Hispanic	33	1%	Single	1,669	59%
White	2,207	78%	Widowed	42	1%
Unknown	25	0%	Unknown	108	4%
<b>Total</b>	<b>2,822</b>	<b>100%</b>	<b>Total</b>	<b>2,822</b>	<b>100%</b>

\*Unduplicated cases

\*\*Percentages are rounded to the nearest whole number

In addition, for treatment court program participants admitted since the beginning of calendar year 2018:

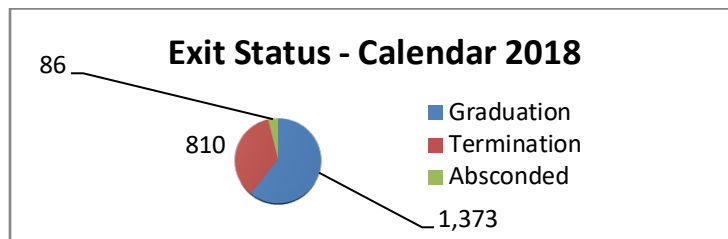
- The average age at admission was 34 years old.
- The age range at admission was 18 to 73 years old.

**Treatment Court Program Exits by Exit Status**

Treatment court program exits for the year-to-date reporting period includes all treatment court case type categories and are defined as Treatment Court Termination (DYTRP), Treatment Court Voluntary Withdrawal (DYVWD), and Treatment Court Graduation (DYGRA) docket code entries in JIS.

**Number of Program Participant Exits by Status**

\* Current calendar year totals may not equal the current calendar year totals due to cases that were added after reports for the prior period were run.



As of December 31, 2018, there have been a total of 20,732 treatment court program graduates statewide.

A total of 976 babies have been born to female treatment court program participants. **891 were born drug free.**