

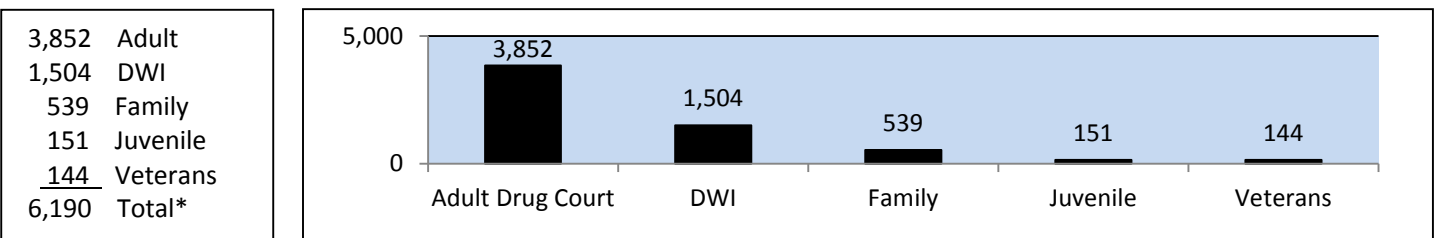
# Drug Courts Coordinating Commission

## Treatment Court Program Status

As of December 31, 2013, there were 135 treatment court programs in 43 judicial circuits: 91 adult, 8 juvenile, 12 family, 19 designated DWI and 5 veterans treatment court programs serving 22 counties. The commission provides funding to 126 of these programs in 49 treatment court jurisdictions.

### Treatment Court Program Participants

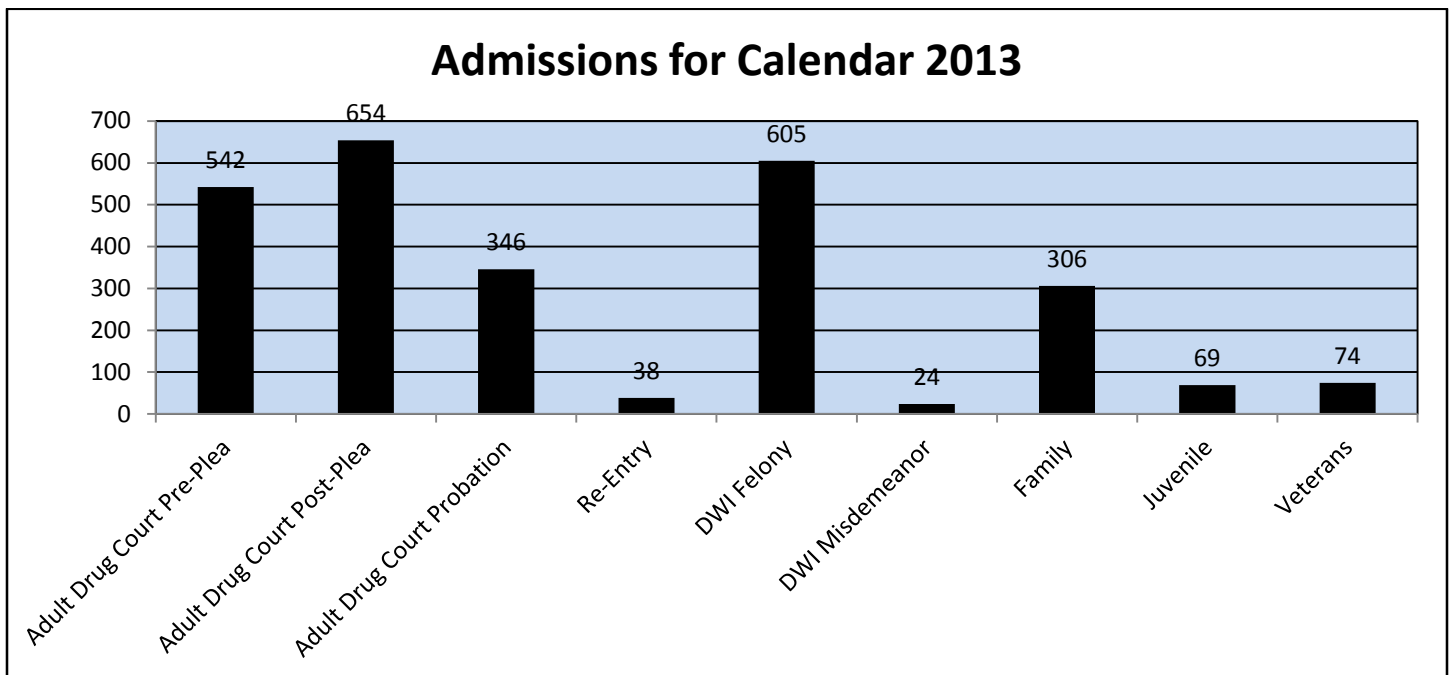
During the 2013 reporting period, 6,190 individuals participated in a treatment court program.



\*Unduplicated cases open for minimum of one day

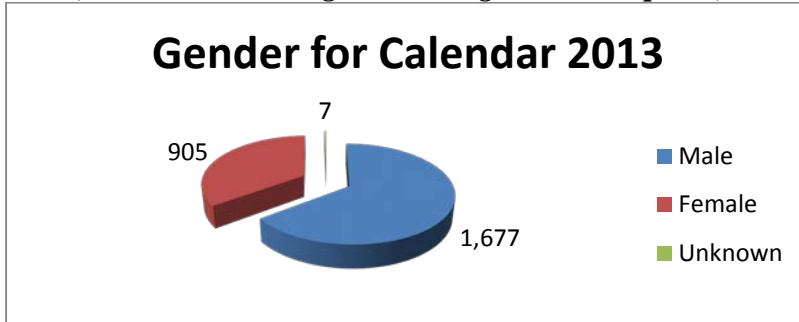
### Treatment Court Program Participant Admissions by Case Type Category for Calendar Year-to-Date\*

During the 2013 calendar year, there were 2,658 admissions to treatment court programs distributed across the following categories.



\*Unduplicated cases

**Characteristics of Admitted Treatment Court Program Participants  
(Less Juvenile Drug Court Program Participants)\***



Race/Ethnicity	Calendar 2013		Marital Status	Calendar 2013	
	Count	Percentage		Count	Percentage
Asian	8	~0%	Divorced	414	16%
American Indian	4	~0%	Legal Separation	107	4%
Black	424	16%	Married	446	17%
Hispanic	28	1%	Single	1,521	59%
White	2,097	81%	Widowed	34	1%
Unknown	28	1%	Unknown	67	3%
<b>Total</b>	<b>2,589</b>	<b>100%</b>	<b>Total</b>	<b>2,589</b>	<b>100%</b>

\*Unduplicated cases      \*\*Percentages are rounded to the nearest whole number

In addition, for treatment court program participants admitted since the beginning of calendar year 2015:

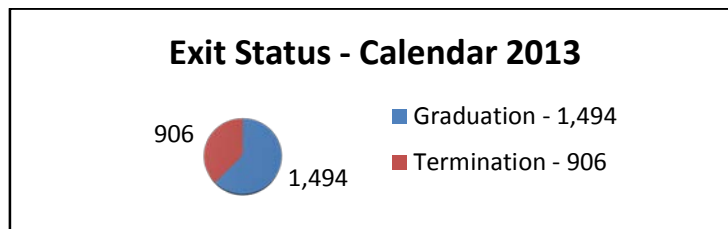
- The average age at admission was 33 years old.
- The age range at admission was 12 to 74 years old.

**Treatment Court Program Exits by Exit Status**

Treatment court program exits for the year-to-date reporting period includes all treatment court case type categories and are defined as Treatment Court Termination (DYTRP), Treatment Court Voluntary Withdrawal (DYVWD), and Treatment Court Graduation (DYGRA) docket code entries in JIS.

**Number of Program Participant Exits by Status**

\* Current calendar year totals may not equal the current calendar year totals due to cases that were added after reports for the prior period were run.



As of December 31, 2013, there have been a total of 13,702 treatment court program graduates statewide.

A total of 676 babies have been born to female treatment court program participants. **623 were born drug free.**