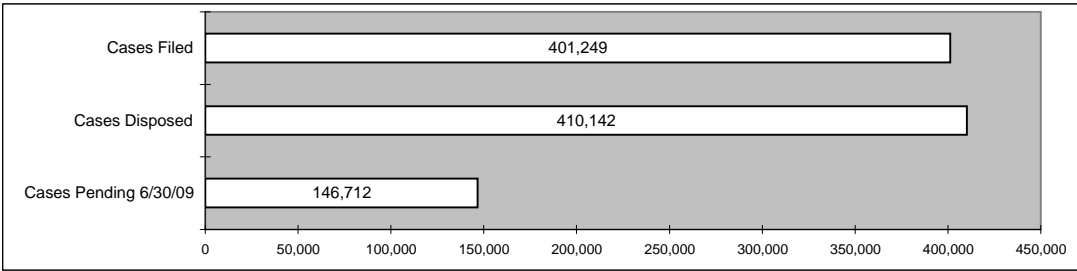
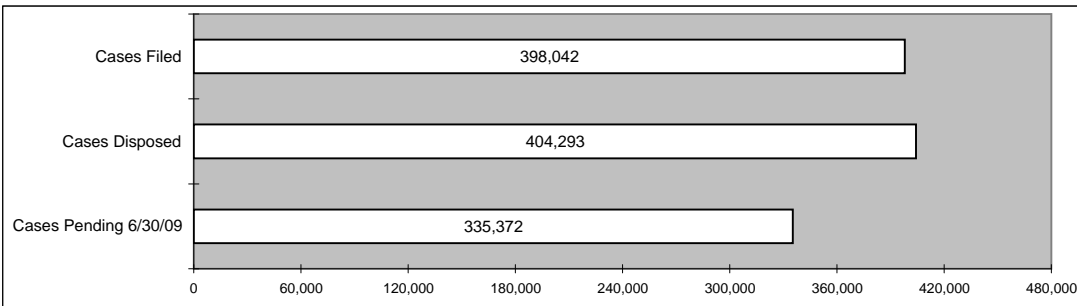


Table 23
Graphs, FY 2009
Filed, Disposed and Pending
Statewide Totals

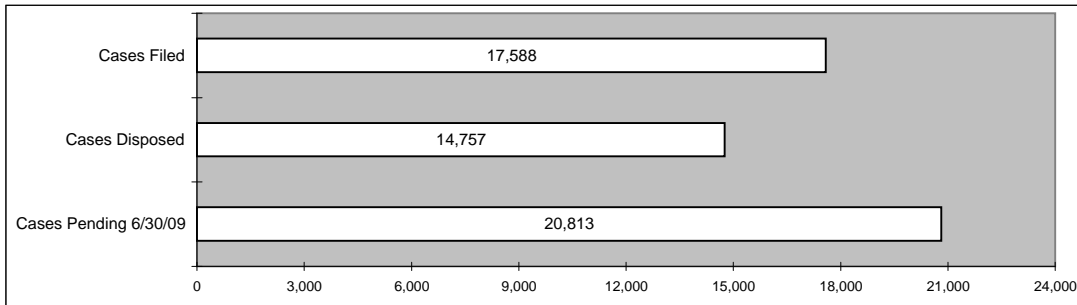
CIVIL



CRIMINAL & ORDINANCE



JUVENILE



PROBATE

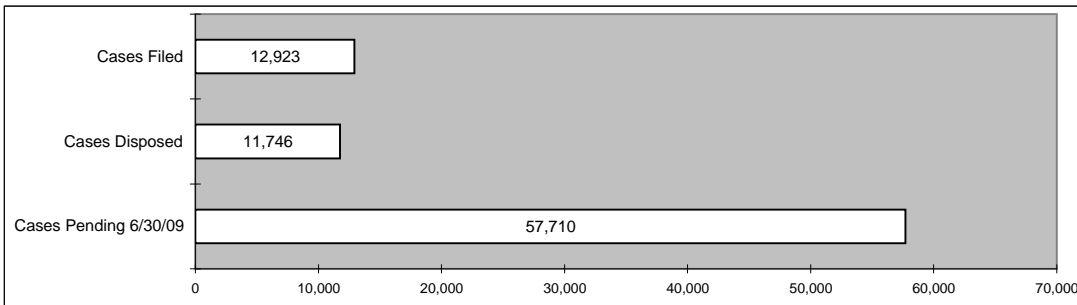


Table 24
Circuit Court, FY 2009
Cases Disposed by Manner of Disposition
Statewide Totals

TYPE OF CASE	Method of Disposition	Percent of Cases Disposed
General Civil Approximately 1 out of every 2 General Civil cases was dismissed.	Change of Venue	2.0%
	Court Trial	14.3%
	Dismissed	52.7%
	Jury Trial	1.2%
	Other	13.8%
	Uncontested	16.0%
Domestic Relations Approximately 1 out of every 5 Domestic Relations cases was disposed by court trial.	Court Trial	18.5%
	Dismissed	45.6%
	Other	5.9%
	Uncontested	30.0%
Associate Civil Approximately 1 out of every 3 Assoc Civil cases was dismissed.	Change of Venue	1.8%
	Court Trial	5.1%
	Dismissed	35.2%
	Other	2.1%
	Uncontested	55.8%
Small Claims Approximately 1 out of every 4 Small Claims cases resulted in a court trial.	Court Trial	28.2%
	Dismissed	39.5%
	Other	2.1%
	Uncontested	30.2%
Felony Approximately 8 out of every 10 Felony cases were disposed by guilty pleas.	Change of Venue	1.9%
	Court Trial	0.5%
	Dismissed	12.4%
	Guilty Plea	80.9%
	Jury Trial	1.7%
	Other	2.6%
Associate Felony Approximately 2 out of every 3 Assoc Felony cases were bound over.	Bound Over	68.9%
	Dismissed	19.6%
	Guilty Plea	10.0%
	Other	1.5%
Misdemeanor Approximately 2 out of every 3 Misdemeanor cases ended in guilty pleas.	Court Trial	0.8%
	Dismissed	29.9%
	Guilty Plea	67.4%
	Other	1.9%
Traffic, Ordinance & Muni Cert/TDN Approximately 8 out of every 10 Traffic, Ordinance and Muni Cert/TDN cases ended in guilty pleas.	Court Trial	0.4%
	Dismissed	19.8%
	Guilty Plea	79.0%
	Other	0.8%