

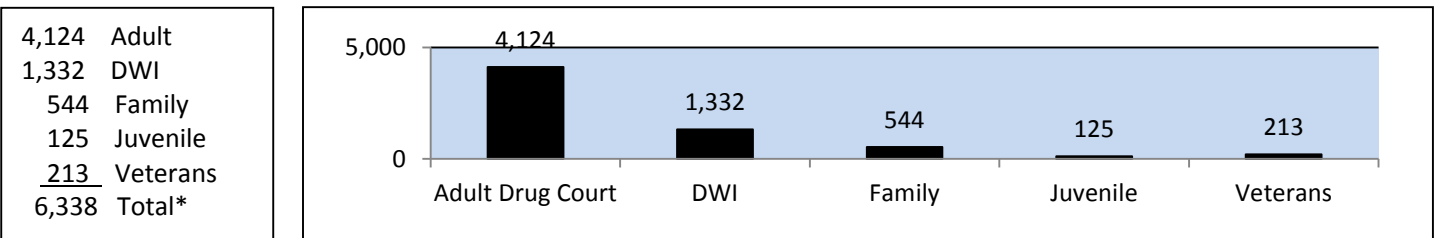
Drug Courts Coordinating Commission

Treatment Court Program Status

As of December 31, 2015, there were 141 treatment court programs in 43 judicial circuits: 92 adult, 7 juvenile, 12 family, 20 designated DWI and 10 veterans treatment court programs serving 34 counties. The commission provides funding to 134 of these programs in 41 judicial circuits.

Treatment Court Program Participants

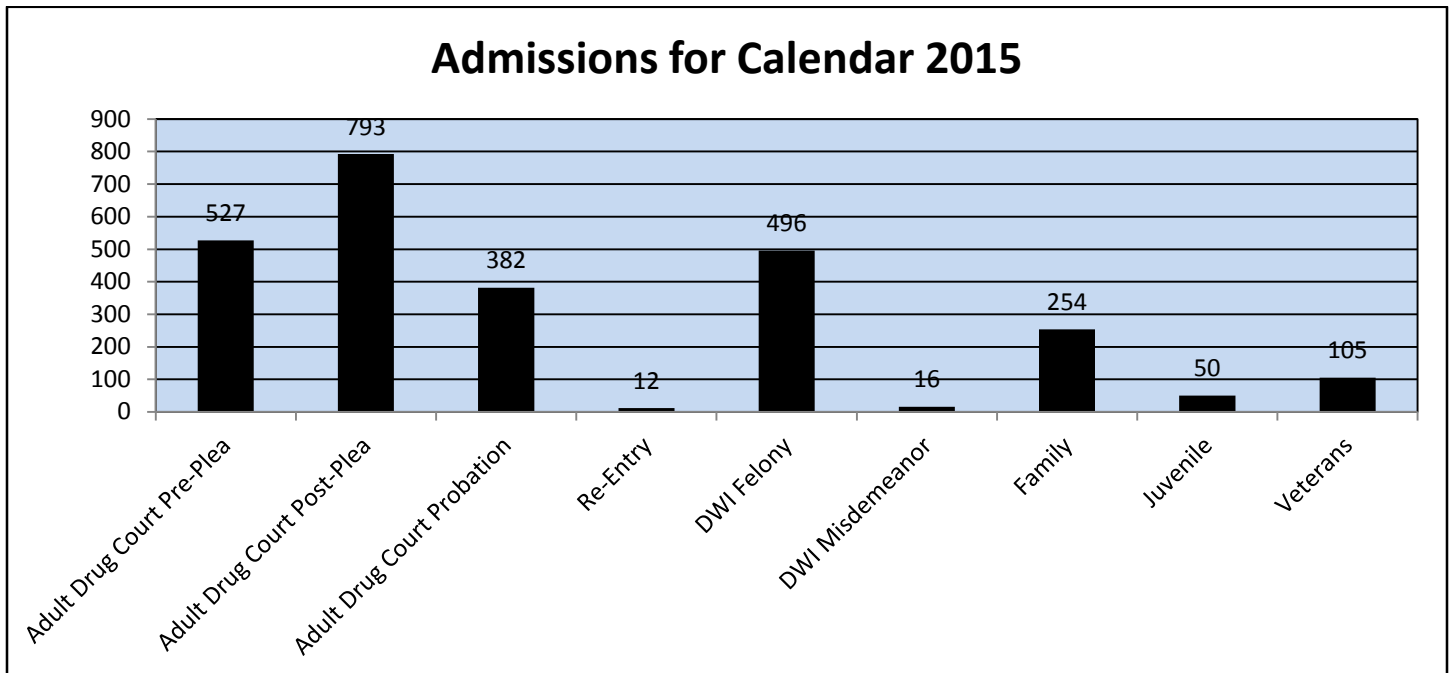
During the 2015 reporting period, 6,338 individuals participated in a treatment court program.



*Unduplicated cases open for minimum of one day

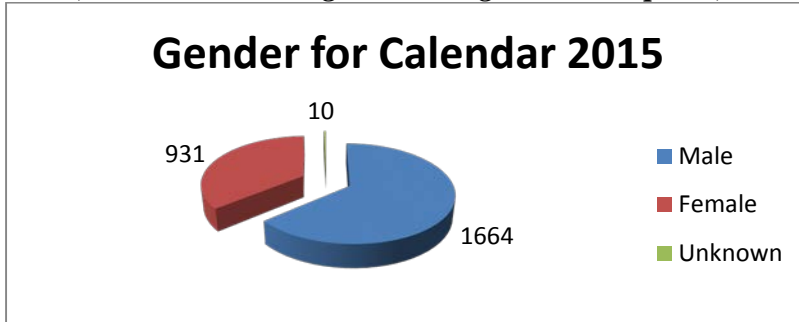
Treatment Court Program Participant Admissions by Case Type Category for Calendar Year-to-Date*

During the 2015 calendar year, there were 2,654 admissions to treatment court programs distributed across the following categories.



*Unduplicated cases

**Characteristics of Admitted Treatment Court Program Participants
(Less Juvenile Drug Court Program Participants)***



Race/Ethnicity	Calendar 2015		Marital Status	Calendar 2015	
	Asian	15		1%	Divorced
American Indian	7	~0%	Legal Separation	101	4%
Black	434	17%	Married	401	15%
Hispanic	19	1%	Single	1,496	58%
White	2,098	80%	Widowed	34	1%
Unknown	32	1%	Unknown	205	8%
Total	2,605	100%	Total	2,605	100%

*Unduplicated cases **Percentages are rounded to the nearest whole number

In addition, for treatment court program participants admitted since the beginning of calendar year 2015:


- The average age at admission was 33 years old.
- The age range at admission was 12 to 80 years old.

Treatment Court Program Exits by Exit Status

Treatment court program exists for the year-to-date reporting period includes all treatment court case type categories and are defined as Treatment Court Termination (DYTRP), Treatment Court Voluntary Withdrawal (DYVWD), and Treatment Court Graduation (DYGRA) docket code entries in JIS.

Number of Program Participant Exits by Status

* Current calendar year totals may not equal the current calendar year totals due to cases that were added after reports for the prior period were run.



As of December 31, 2015, there have been a total of 16,560 treatment court program graduates statewide.

A total of 801 babies have been born to female treatment court program participants. **742 were born drug free.**