

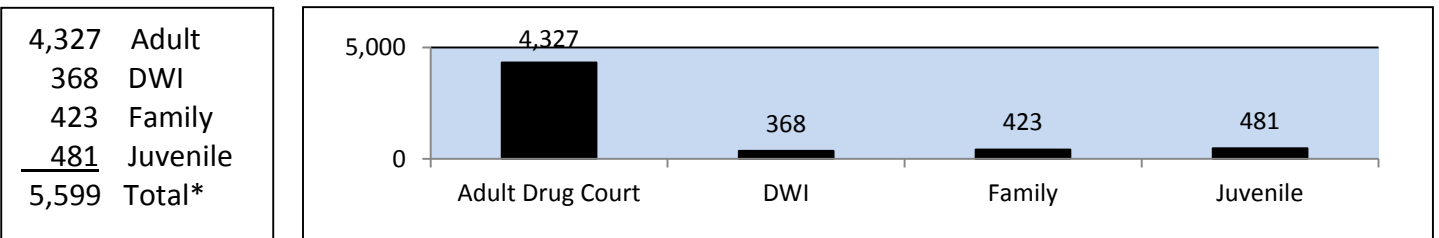
Drug Courts Coordinating Commission

Treatment Court Program Status

As of December 31, 2009, there were 122 treatment court programs: 80 adult, 17 juvenile, 13 family, 9 designated DWI and 3 reintegration court programs. The commission provides funding to 118 of these programs in 53 treatment court jurisdictions.

Treatment Court Program Participants

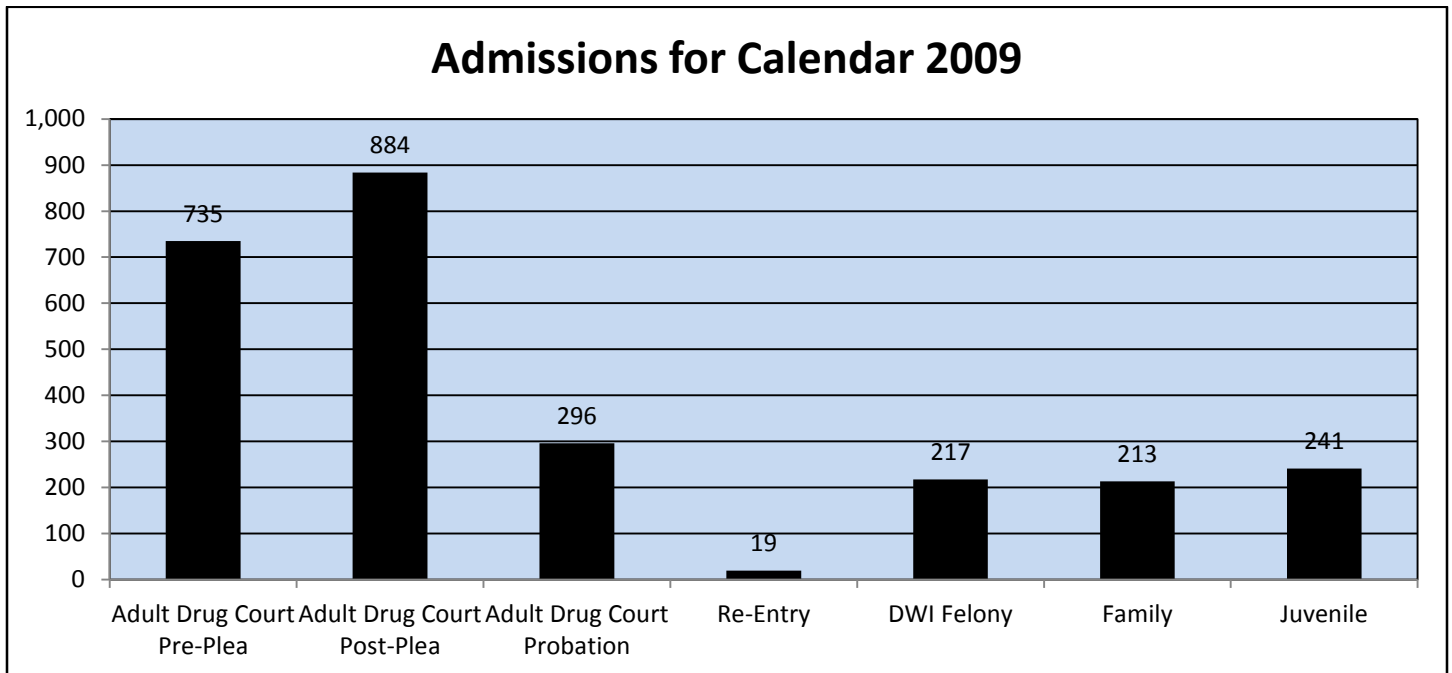
During the 2009 reporting period, 5,599 individuals participated in a treatment court program.



*Unduplicated cases open for minimum of one day

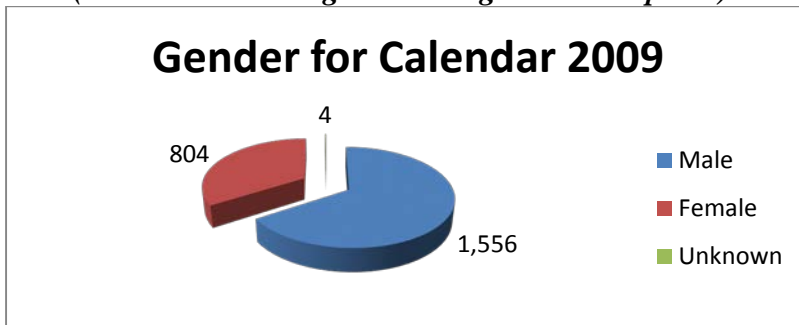
Treatment Court Program Participant Admissions by Case Type Category for Calendar Year-to-Date*

During the 2009 calendar year, there were 2,605 admissions to treatment court programs distributed across the following categories.



*Unduplicated cases

**Characteristics of Admitted Treatment Court Program Participants
(Less Juvenile Drug Court Program Participants)***



Race/Ethnicity	Calendar 2009		Marital Status	Calendar 2009	
Asian	6	~0%	Divorced	320	14%
American Indian	1	~0%	Legal Separation	89	4%
Black	523	22%	Married	331	14%
Hispanic	21	1%	Single	1,533	65%
White	1,794	76%	Widowed	15	1%
Unknown	19	1%	Unknown	76	3%
Total	2,364	100%	Total	2,364	100%

*Unduplicated cases

**Percentages are rounded to the nearest whole number

In addition, for treatment court program participants admitted since the beginning of calendar year 2015:

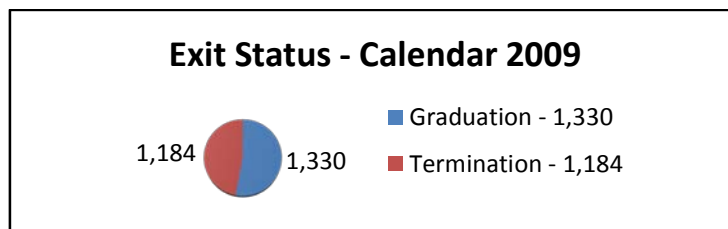
- The average age at admission was 32 years old.
- The age range at admission was 12 to 74 years old.

Treatment Court Program Exits by Exit Status

Treatment court program exists for the year-to-date reporting period includes all treatment court case type categories and are defined as Treatment Court Termination (DYTRP), Treatment Court Voluntary Withdrawal (DYVWD), and Treatment Court Graduation (DYGRA) docket code entries in JIS.

Number of Program Participant Exits by Status

* Current calendar year totals may not equal the current calendar year totals due to cases that were added after reports for the prior period were run.



As of December 31, 2009, there have been a total of 8,578 treatment court program graduates statewide.

A total of 480 babies have been born to female treatment court program participants. **438 were born drug free.**