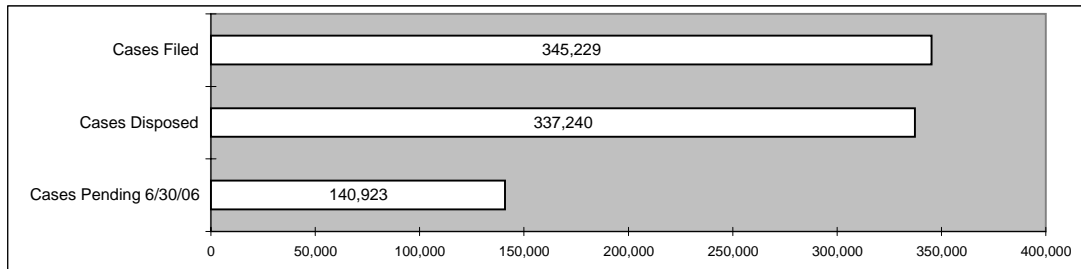
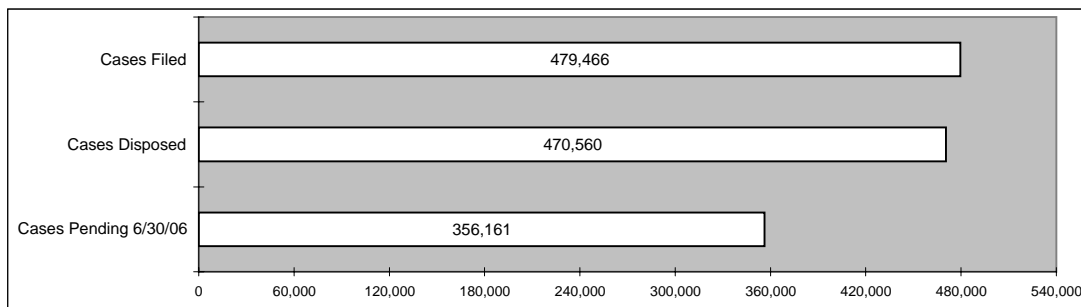


Table 23
Graphs, FY 2006
Filed, Disposed and Pending
Statewide Totals

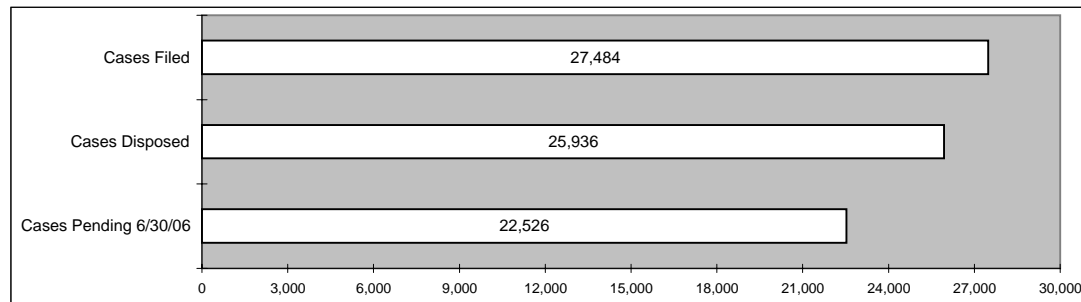
CIVIL



CRIMINAL & ORDINANCE



JUVENILE



PROBATE

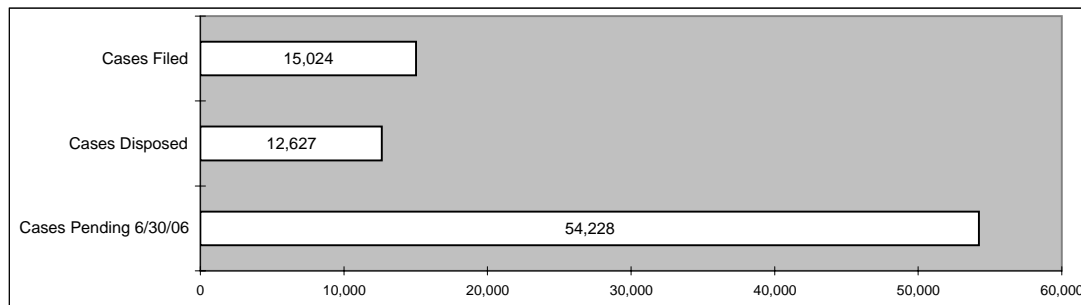


Table 24
Circuit Court, FY 2006
Cases Disposed by Manner of Disposition
Statewide Totals

TYPE OF CASE	Method of Disposition	Percent of Cases Disposed
General Civil	Change of Venue	2.7%
Approximately 1 out of every 2 General Civil cases was dismissed.	Court Trial	13.2%
	Dismissed	55.1%
	Jury Trial	1.5%
	Other	10.9%
	Uncontested	16.6%
Domestic Relations	Court Trial	21.1%
Approximately 1 out of every 5 Domestic Relations cases was disposed by court trial.	Dismissed	40.8%
	Other	5.0%
	Uncontested	33.1%
Associate Civil	Change of Venue	0.9%
Approximately 1 out of every 3 Assoc Civil cases was dismissed.	Court Trial	5.5%
	Dismissed	35.6%
	Other	1.2%
	Uncontested	56.8%
Small Claims	Court Trial	27.6%
Approximately 3 out of every 10 Small Claims cases resulted in a court trial.	Dismissed	37.8%
	Other	1.6%
	Uncontested	33.0%
Felony	Change of Venue	2.2%
Approximately 8 out of every 10 Felony cases were disposed by guilty pleas.	Court Trial	0.5%
	Dismissed	11.3%
	Guilty Plea	82.4%
	Jury Trial	1.5%
	Other	2.1%
Associate Felony	Bound Over	63.5%
Approximately 2 out of every 3 Assoc Felony cases were bound over.	Dismissed	22.2%
	Guilty Plea	9.8%
	Other	4.5%
Misdemeanor	Court Trial	0.9%
Approximately 2 out of every 3 Misdemeanor cases ended in guilty pleas.	Dismissed	31.7%
	Guilty Plea	65.8%
	Other	1.6%
Traffic, Ordinance & Muni Cert/TDN	Court Trial	0.7%
Approximately 8 out of every 10 Traffic, Ordinance and Muni Cert/TDN cases ended in guilty pleas.	Dismissed	18.8%
	Guilty Plea	79.9%
	Other	0.6%