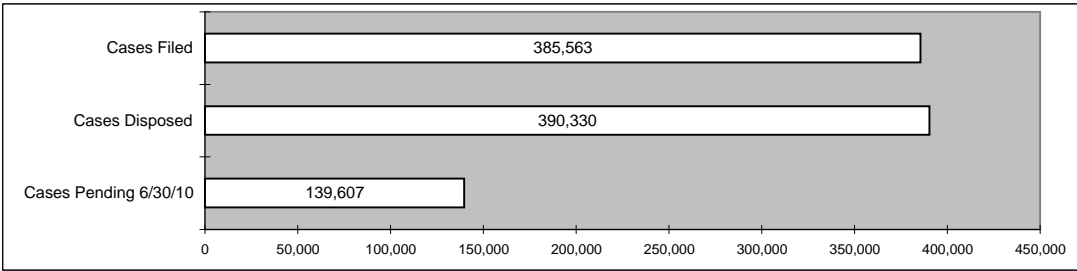



Table 23
Graphs, FY 2010
Filed, Disposed and Pending
Statewide Totals

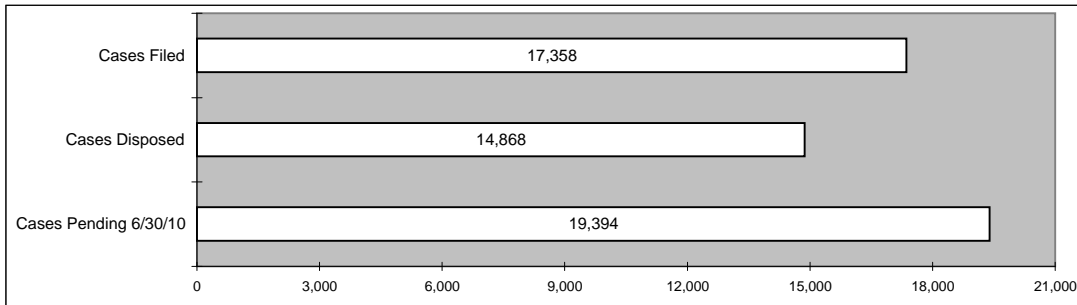
CIVIL



CRIMINAL & ORDINANCE



JUVENILE



PROBATE

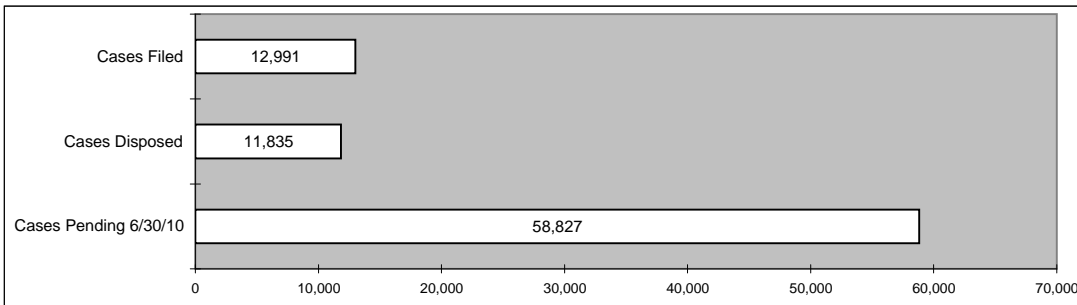


Table 24
Circuit Court, FY 2010
Cases Disposed by Manner of Disposition
Statewide Totals

TYPE OF CASE	Method of Disposition	Percent of Cases Disposed
Circuit Civil Approximately 1 out of every 2 General Civil cases was dismissed.	Change of Venue	1.9%
	Court Trial	14.8%
	Dismissed	53.0%
	Jury Trial	1.3%
	Other	13.0%
	Uncontested	16.0%
Domestic Relations Approximately 1 out of every 5 Domestic Relations cases was disposed by court trial.	Court Trial	20.1%
	Dismissed	44.4%
	Other	5.2%
	Uncontested	30.3%
Associate Civil Approximately 1 out of every 3 Assoc Civil cases was dismissed.	Change of Venue	1.8%
	Court Trial	5.1%
	Dismissed	35.5%
	Other	2.1%
	Uncontested	55.5%
Small Claims Approximately 3 out of every 10 Small Claims cases resulted in a court trial.	Court Trial	30.0%
	Dismissed	39.3%
	Other	2.2%
	Uncontested	28.5%
Felony Approximately 8 out of every 10 Felony cases were disposed by guilty pleas.	Change of Venue	2.5%
	Court Trial	0.6%
	Dismissed	12.2%
	Guilty Plea	80.8%
	Jury Trial	1.5%
	Other	2.4%
Associate Felony Approximately 7 out of every 10 Assoc Felony cases were bound over.	Bound Over	70.6%
	Dismissed	18.8%
	Guilty Plea	9.1%
	Other	1.5%
Misdemeanor Approximately 2 out of every 3 Misdemeanor cases ended in guilty pleas.	Court Trial	0.8%
	Dismissed	31.9%
	Guilty Plea	65.4%
	Other	1.9%
Traffic, Ordinance & Muni Cert/TDN Approximately 3 out of every 4 Traffic, Ordinance and Muni Cert/TDN cases ended in guilty pleas.	Court Trial	0.4%
	Dismissed	20.3%
	Guilty Plea	76.4%
	Other	2.9%