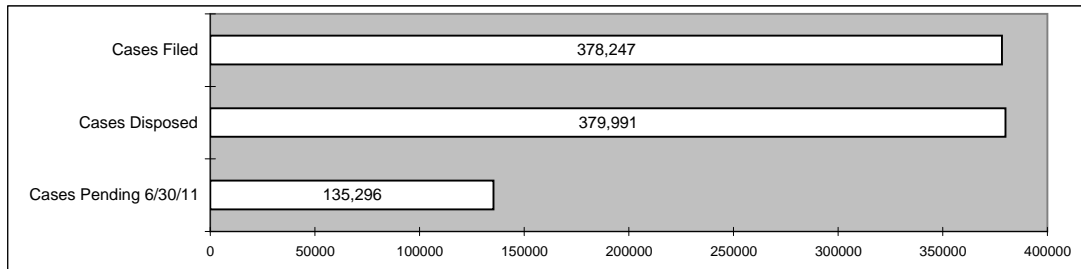



Table 23
Graphs, FY 2011
Filed, Disposed and Pending
Statewide Totals

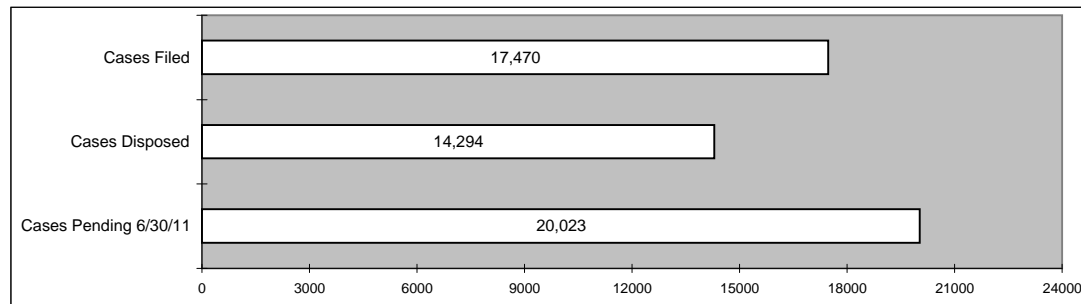
CIVIL



CRIMINAL & ORDINANCE



JUVENILE



PROBATE

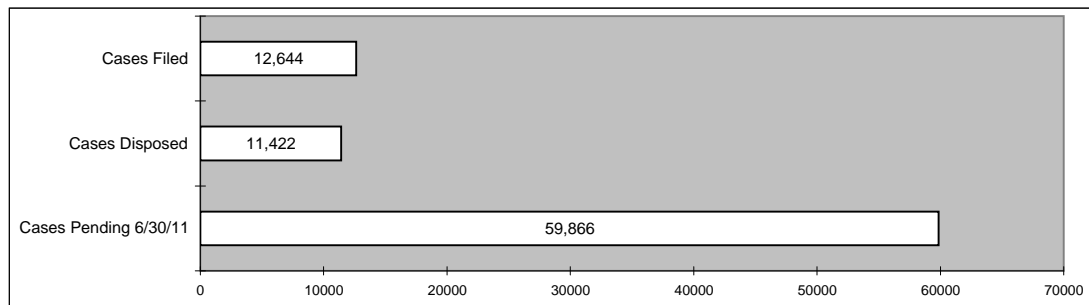


Table 24
Circuit Court, FY 2011
Cases Disposed by Manner of Disposition
Statewide Totals

TYPE OF CASE	Method of Disposition	Percent of Cases Disposed
Circuit Civil	Change of Venue	1.9%
Approximately 1 out of every 2 General Civil cases was dismissed.	Court Trial	15.1%
	Dismissed	51.8%
	Jury Trial	1.2%
	Other	14.3%
	Uncontested	15.7%
Domestic Relations	Court Trial	20.1%
Approximately 1 out of every 5 Domestic Relations cases was disposed by court trial.	Dismissed	42.9%
	Other	5.5%
	Uncontested	31.5%
Associate Civil	Change of Venue	2.2%
Approximately 1 out of every 3 Assoc Civil cases was dismissed.	Court Trial	4.8%
	Dismissed	35.3%
	Other	1.8%
	Uncontested	55.9%
Small Claims	Court Trial	29.4%
Approximately 3 out of every 10 Small Claims cases resulted in a court trial.	Dismissed	40.1%
	Other	1.6%
	Uncontested	28.9%
Felony	Change of Venue	1.8%
Approximately 8 out of every 10 Felony cases were disposed by guilty pleas.	Court Trial	0.5%
	Dismissed	12.9%
	Guilty Plea	81.1%
	Jury Trial	1.4%
	Other	2.3%
Associate Felony	Bound Over	71.7%
Approximately 7 out of every 10 Assoc Felony cases were bound over.	Dismissed	18.1%
	Guilty Plea	8.6%
	Other	1.6%
Misdemeanor	Court Trial	0.7%
Approximately 2 out of every 3 Misdemeanor cases ended in guilty pleas.	Dismissed	32.5%
	Guilty Plea	65.0%
	Other	1.8%
Traffic, Ordinance & Muni Cert/TDN	Court Trial	0.4%
Approximately 4 out of every 5 Traffic, Ordinance and Muni Cert/TDN cases ended in guilty pleas.	Dismissed	19.4%
	Guilty Plea	79.3%
	Other	0.9%