

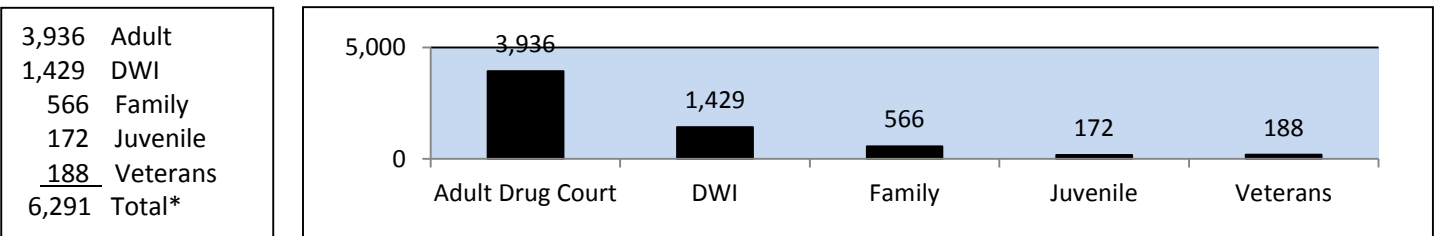
Drug Courts Coordinating Commission

Treatment Court Program Status

As of December 31, 2014, there were 137 treatment court programs in 43 judicial circuits: 90 adult, 8 juvenile, 12 family, 20 designated DWI and 7 veterans treatment court programs serving 38 counties. The commission provides funding to 130 of these programs in 42 judicial circuits.

Treatment Court Program Participants

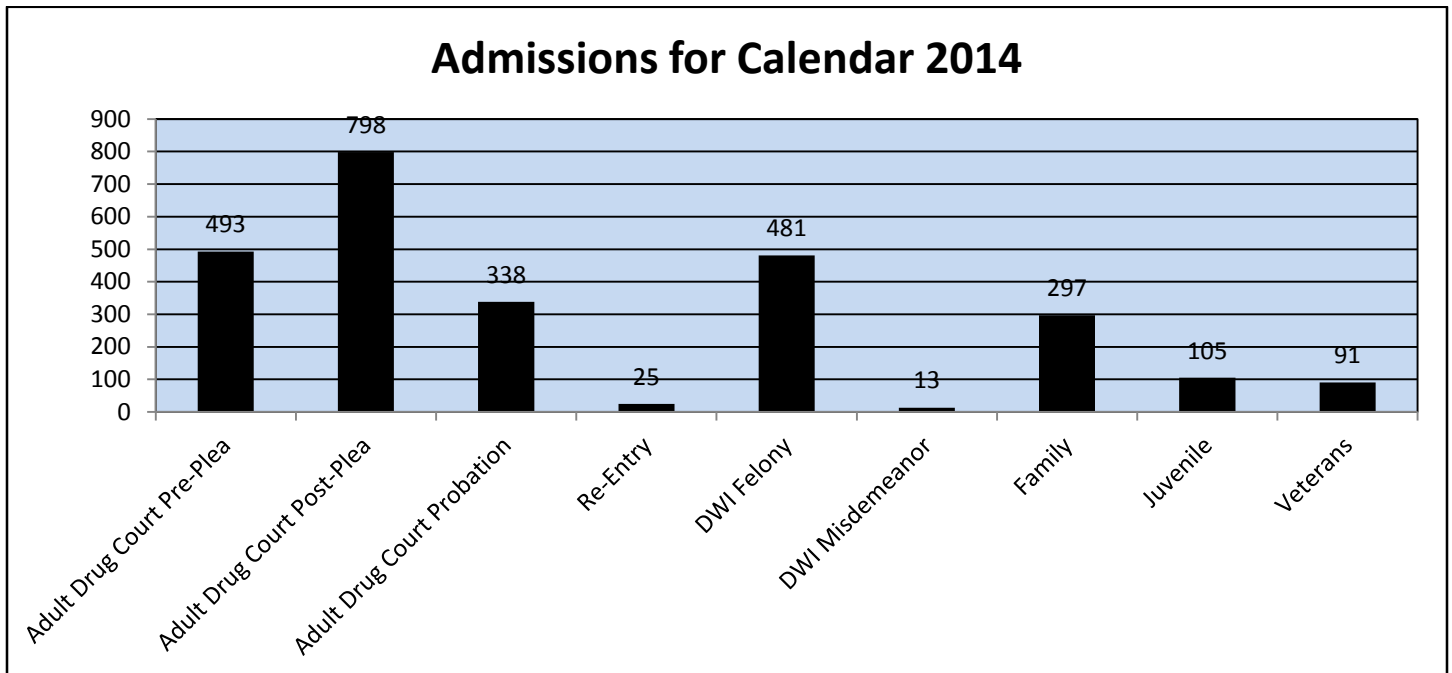
During the 2014 reporting period, 6,291 individuals participated in a treatment court program.



*Unduplicated cases open for minimum of one day

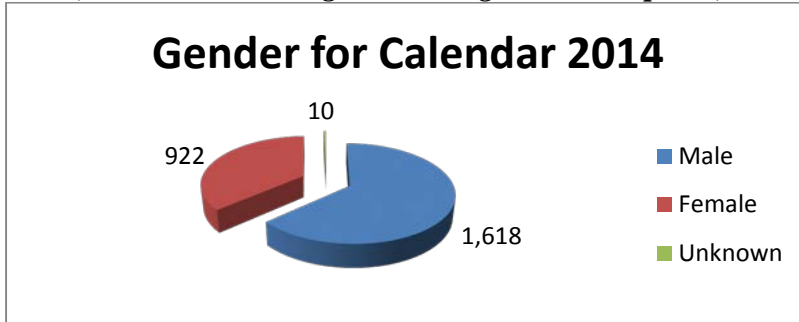
Treatment Court Program Participant Admissions by Case Type Category for Calendar Year-to-Date*

During the 2014 calendar year, there were 2,655 admissions to treatment court programs distributed across the following categories.



*Unduplicated cases

**Characteristics of Admitted Treatment Court Program Participants
(Less Juvenile Drug Court Program Participants)***



Race/Ethnicity	Calendar 2014		Marital Status	Calendar 2014	
	Count	Percentage		Count	Percentage
Asian	5	~0%	Divorced	425	17%
American Indian	5	~0%	Legal Separation	105	4%
Black	407	16%	Married	368	14%
Hispanic	29	1%	Single	1,520	60%
White	2,073	81%	Widowed	25	1%
Unknown	31	1%	Unknown	107	4%
Total	2,550	100%	Total	2,550	100%

*Unduplicated cases **Percentages are rounded to the nearest whole number

In addition, for treatment court program participants admitted since the beginning of calendar year 2015:

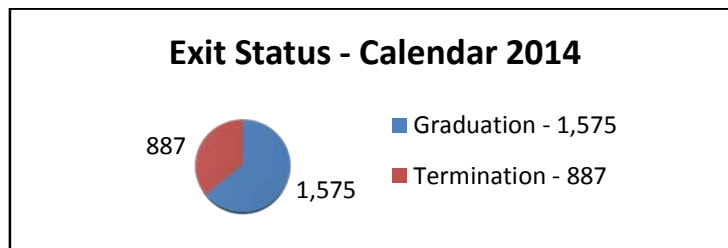
- The average age at admission was 33 years old.
- The age range at admission was 12 to 80 years old.

Treatment Court Program Exits by Exit Status

Treatment court program exists for the year-to-date reporting period includes all treatment court case type categories and are defined as Treatment Court Termination (DYTRP), Treatment Court Voluntary Withdrawal (DYVWD), and Treatment Court Graduation (DYGRA) docket code entries in JIS.

Number of Program Participant Exits by Status

* Current calendar year totals may not equal the current calendar year totals due to cases that were added after reports for the prior period were run.



As of December 31, 2014, there have been a total of 15,246 treatment court program graduates statewide.

A total of 739 babies have been born to female treatment court program participants. **682 were born drug free.**