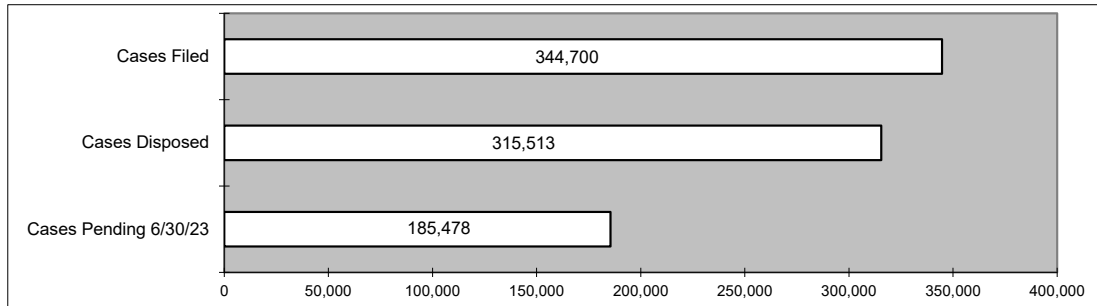
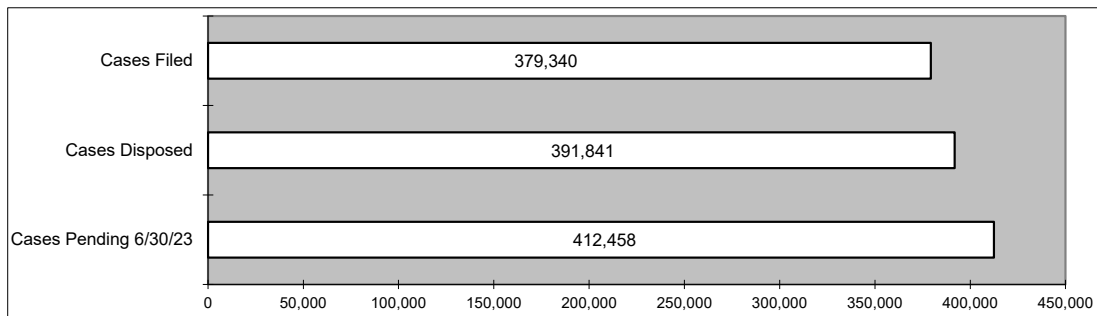


**Table 23**  
**Circuit Court, FY 2024**  
**Graphs Filed, Disposed and Pending**  
**Statewide Totals**

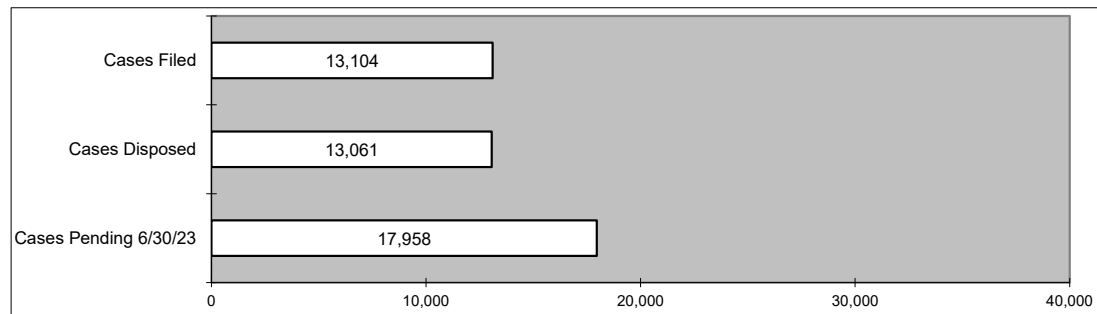
**CIVIL**



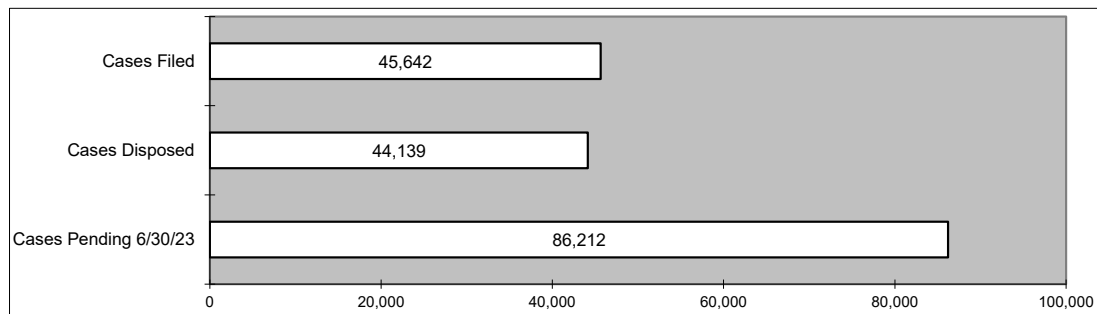
**CRIMINAL**



**JUVENILE**



**PROBATE**



**Table 24**  
**Circuit Court, FY 2024**  
**Cases Disposed by Manner of Disposition**  
**Statewide Totals**

TYPE OF CASE	Manner of Disposition	Percent of Cases Disposed
<b>Circuit Civil</b>	Change of Venue	1.2%
More than 1 out of every 2 Circuit Civil cases was dismissed.	Bench Trial	13.7%
	Dismissed	62.2%
	Jury Trial	0.6%
	Other	10.7%
	Uncontested	11.6%
<b>Domestic Relations</b>	Change of Venue	0.3%
Nearly 1 out of every 5 Domestic Relations cases was disposed by court trial.	Bench Trial	17.1%
Nearly 1 out of every 2 Domestic Relations cases was dismissed.	Dismissed	51.3%
	Other	3.2%
	Uncontested	28.1%
<b>Associate Civil - Small Claims</b>	Change of Venue	2.5%
More than 1 out of every 3 Associate Civil / Small Claims cases was dismissed.	Bench Trial	4.0%
Nearly 1 out of every 2 Associate Civil / Small Claims cases was uncontested.	Dismissed	39.1%
	Other	1.7%
	Uncontested	52.7%
<b>Felony</b>	Change of Venue	1.1%
Nearly 8 out of every 10 Felony cases were disposed by guilty pleas.	Bench Trial	0.3%
	Dismissed	17.6%
	Guilty Plea	76.1%
	Jury Trial	1.0%
	Other	3.9%
<b>Associate Felony</b>	Bound Over	72.3%
Nearly 3 out of every 4 Associate Felony cases were bound over.	Dismissed	19.7%
	Guilty Plea	6.1%
	Other	2.0%
<b>Misdemeanor</b>	Bench Trial	0.5%
More than 1 out of every 2 Misdemeanor cases were disposed by guilty pleas.	Dismissed	35.2%
	Guilty Plea	63.1%
	Other	1.2%
<b>Traffic, Ordinance &amp; Municipal Certification/Trial De Novo</b>	Bench Trial	0.2%
More than 3 out of every 4 Traffic, Ordinance and Municipal Certification / Trial De Novo cases were disposed by guilty pleas.	Dismissed	7.9%
	Guilty Plea	90.1%
	Other	1.8%