

Treatment Courts Coordinating Commission

Treatment Court Program Status

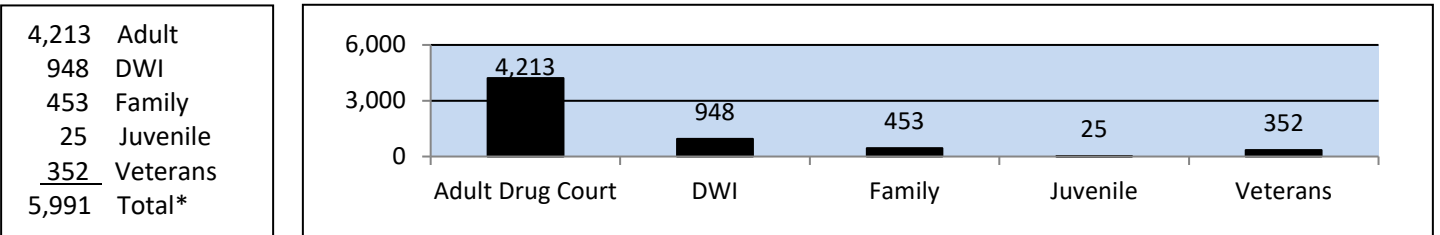
As of December 31, 2022, 44 judicial circuits had the following treatment court programs:

- 82 adult treatment courts serving 99 counties
- 4 juvenile treatment courts serving 5 counties
- 16 family treatment courts serving 24 counties
- 16 veteran’s treatment courts serving 42 counties
- 25 designated DWI courts serving 34 counties

The commission provides funding to 133 of these programs in 43 judicial circuits.

Treatment Court Program Participants

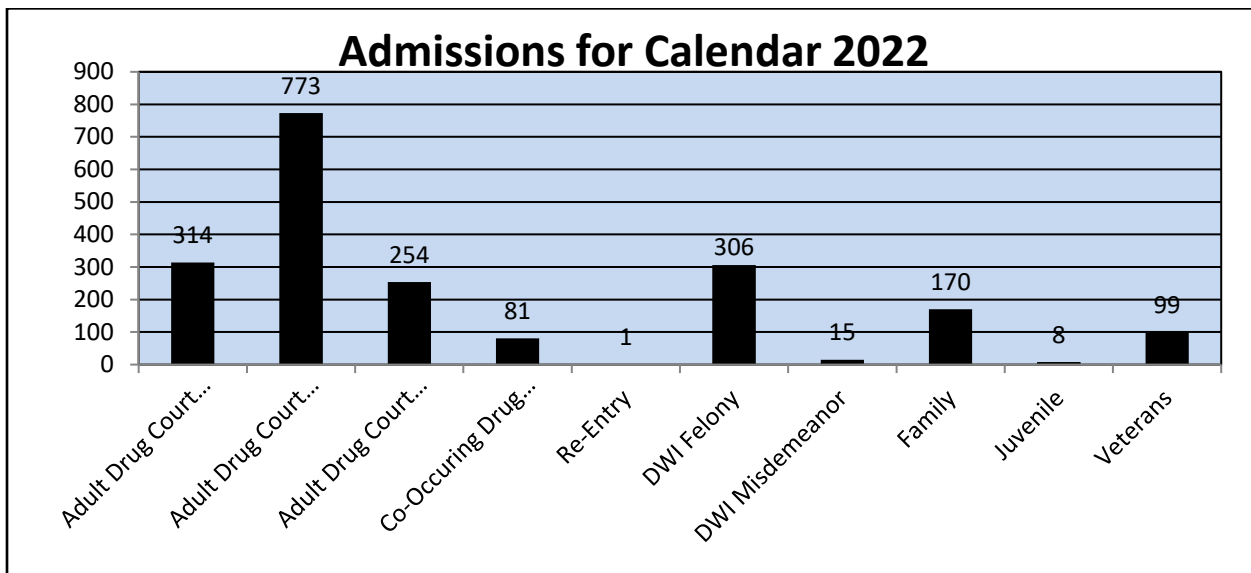
During the 2022 reporting period, 5,991 individuals participated in a treatment court program.



*Unduplicated cases open for minimum of one day

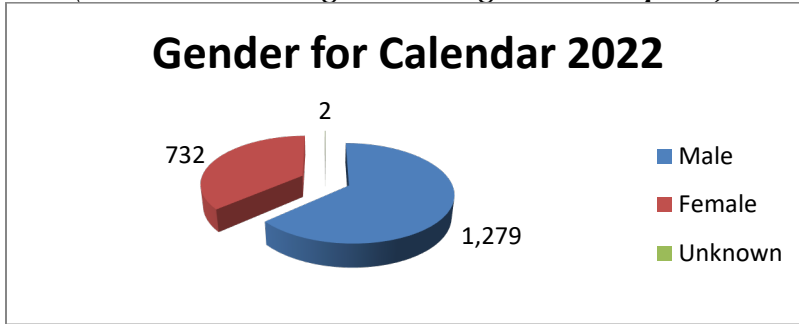
Treatment Court Program Participant Admissions by Case Type Category for Calendar Year-to-Date*

During the 2022 calendar year, there were 2,021 admissions to treatment court programs distributed across the following categories.



*Unduplicated cases

**Characteristics of Admitted Treatment Court Program Participants
(Less Juvenile Drug Court Program Participants)***



Race/Ethnicity	Calendar 2022		Marital Status	Calendar 2022	
	Count	Percentage		Count	Percentage
Asian	10	1%	Divorced	320	16%
American Indian	0	0%	Legal Separation	92	5%
Black	275	14%	Married	309	15%
Hispanic	30	2%	Single	1202	60%
White	1,687	84%	Widowed	35	2%
Unknown	7	0%	Unknown	55	3%
Total	2,013	100%	Total	2,013	100%

*Unduplicated cases **Percentages are rounded to the nearest whole number

In addition, for treatment court program participants admitted since the beginning of calendar year 2022:

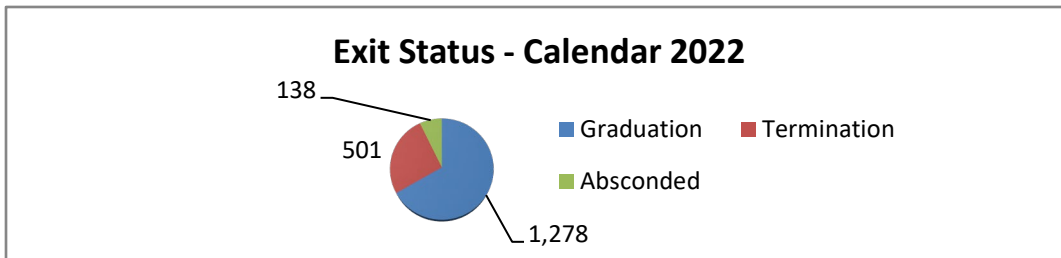
- The average age at admission was 37 years old.
- The age range at admission was 15 to 73 years old.

Treatment Court Program Exits by Exit Status

Treatment court program exits for the year-to-date reporting period includes all treatment court case type categories and are defined as Treatment Court Termination (DYTRP), Treatment Court Voluntary Withdrawal (DYVWD), and Treatment Court Graduation (DYGRA) docket code entries in JIS.

Number of Program Participant Exits by Status

* Current calendar year totals may not equal the current calendar year totals due to cases that were added after reports for the prior period were run.



As of December 31, 2022, there have been a total of 26,083 treatment court program graduates statewide.

A total of 1,234 babies have been born to female treatment court program participants. **1,117 were born drug free.**