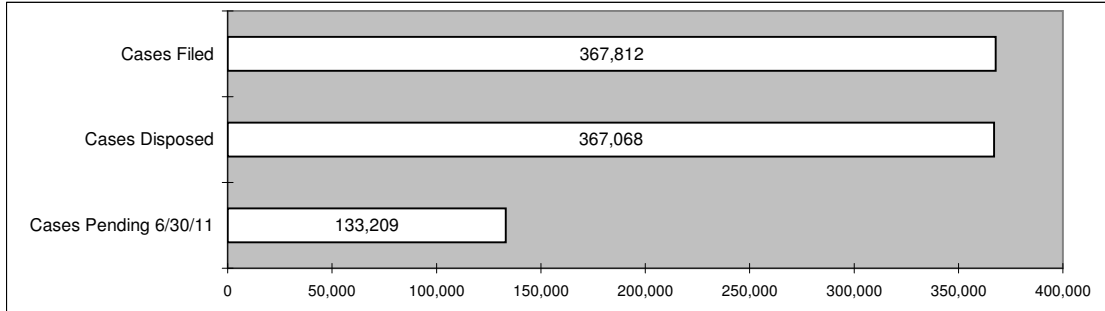
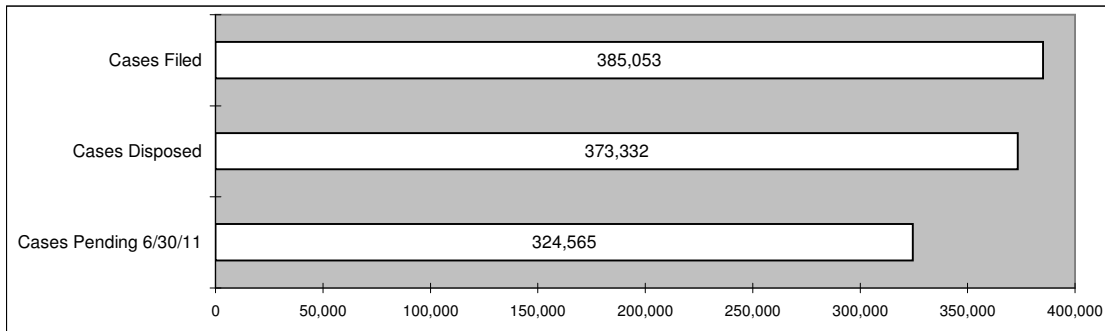


Table 23
Graphs, FY 2012
Filed, Disposed and Pending
Statewide Totals

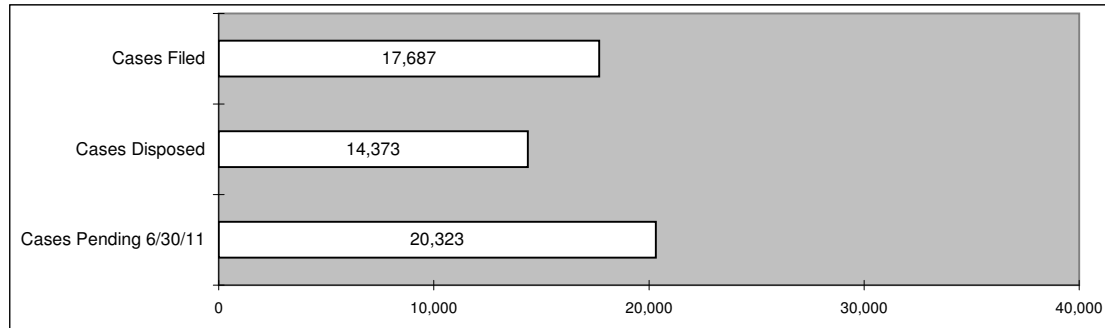
CIVIL



CRIMINAL & ORDINANCE



JUVENILE



PROBATE

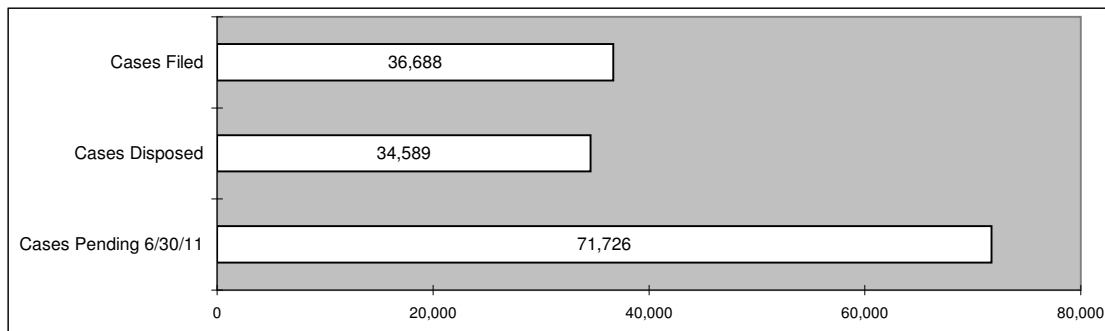


Table 24
Circuit Court, FY 2012
Cases Disposed by Manner of Disposition
Statewide Totals

TYPE OF CASE	Method of Disposition	Percent of Cases Disposed
Circuit Civil Approximately 1 out of every 2 General Civil cases was dismissed.	Change of Venue	2.1%
	Court Trial	15.9%
	Dismissed	53.2%
	Jury Trial	1.2%
	Other	12.1%
	Uncontested	15.5%
Domestic Relations Approximately 1 out of every 5 Domestic Relations cases was disposed by court trial.	Court Trial	18.9%
	Dismissed	44.6%
	Other	5.4%
	Uncontested	31.1%
Associate Civil - Small Claims Approximately 1 out of every 3 Assoc Civil cases was dismissed.	Change of Venue	2.3%
	Court Trial	6.1%
	Dismissed	35.4%
	Other	2.0%
	Uncontested	54.2%
Felony Approximately 8 out of every 10 Felony cases were disposed by guilty pleas.	Change of Venue	2.0%
	Court Trial	0.5%
	Dismissed	12.4%
	Guilty Plea	82.5%
	Jury Trial	1.3%
	Other	1.3%
Associate Felony Approximately 7 out of every 10 Assoc Felony cases were bound over.	Bound Over	73.6%
	Dismissed	16.6%
	Guilty Plea	8.4%
	Other	1.4%
Misdemeanor Approximately 2 out of every 3 Misdemeanor cases ended in guilty pleas.	Court Trial	0.7%
	Dismissed	32.6%
	Guilty Plea	65.1%
	Other	1.6%
Traffic, Ordinance & Muni Cert/TDN Approximately 4 out of every 5 Traffic, Ordinance and Muni Cert/TDN cases ended in guilty pleas.	Court Trial	0.4%
	Dismissed	21.4%
	Guilty Plea	77.1%
	Other	1.1%