

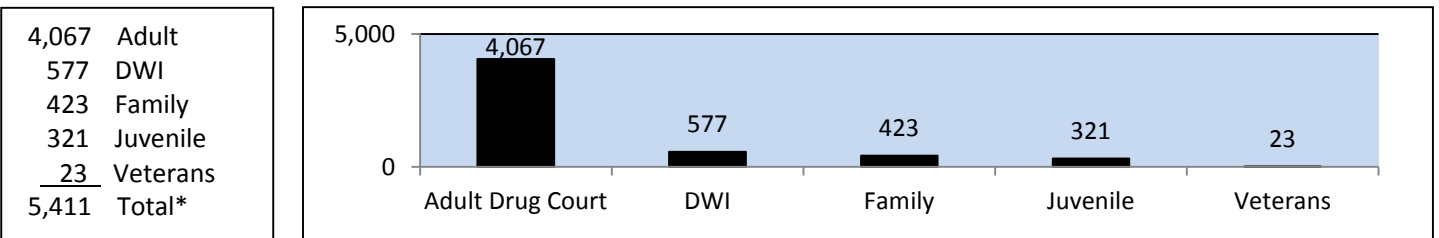
Drug Courts Coordinating Commission

Treatment Court Program Status

As of December 31, 2010, there were 128 treatment court programs: 85 adult, 16 juvenile, 13 family, 12 designated DWI, 1 reintegration, and 1 veterans treatment court. The commission provides funding to 125 of these programs in 50 treatment court jurisdictions.

Treatment Court Program Participants

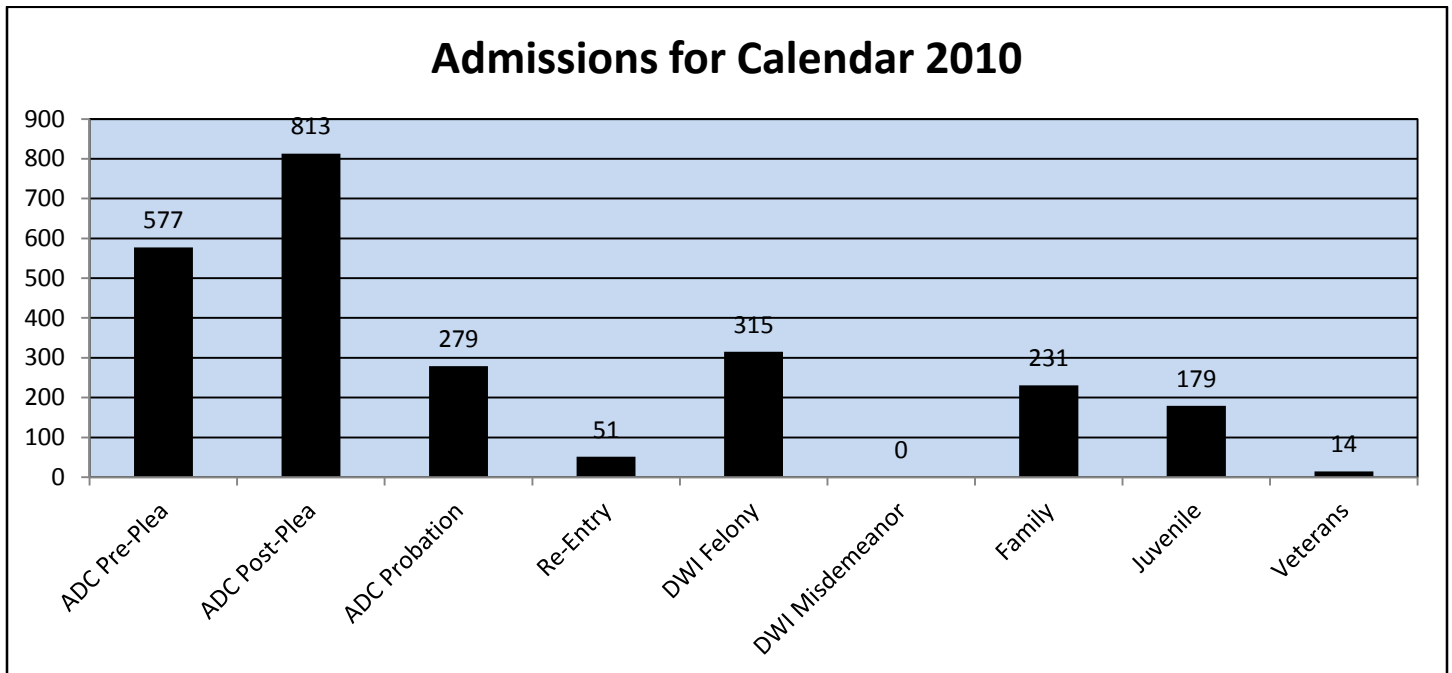
During the 2010 reporting period, 5,411 individuals participated in a treatment court program.



*Unduplicated cases open for minimum of one day

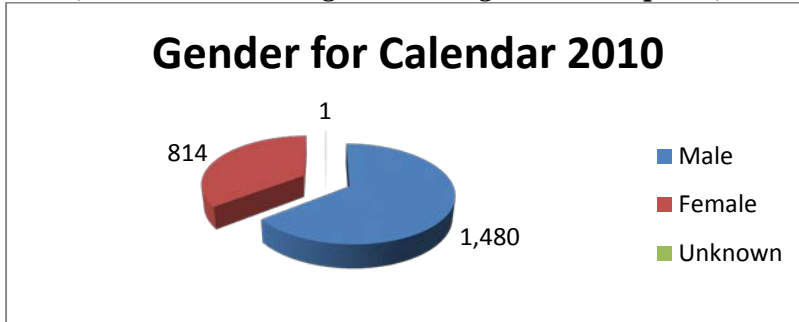
Treatment Court Program Participant Admissions by Case Type Category for Calendar Year-to-Date*

During the 2010 calendar year, there were 2,474 admissions to treatment court programs distributed across the following categories.



*Unduplicated cases

**Characteristics of Admitted Treatment Court Program Participants
(Less Juvenile Drug Court Program Participants)***



Race/Ethnicity	Calendar 2010		Marital Status	Calendar 2010	
	Count	Percentage		Count	Percentage
Asian	4	~0%	Divorced	341	15%
American Indian	3	~0%	Legal Separation	69	3%
Black	493	21%	Married	356	16%
Hispanic	17	1%	Single	1,448	63%
White	1,754	76%	Widowed	22	1%
Unknown	24	1%	Unknown	59	3%
Total	2,295	100%	Total	2,295	100%

*Unduplicated cases **Percentages are rounded to the nearest whole number

In addition, for treatment court program participants admitted since the beginning of calendar year 2015:

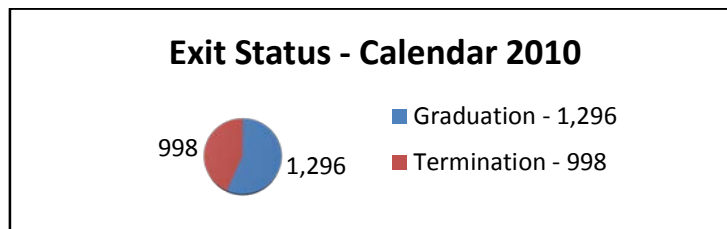
- The average age at admission was 32 years old.
- The age range at admission was 12 to 74 years old.

Treatment Court Program Exits by Exit Status

Treatment court program exists for the year-to-date reporting period includes all treatment court case type categories and are defined as Treatment Court Termination (DYTRP), Treatment Court Voluntary Withdrawal (DYVWD), and Treatment Court Graduation (DYGRA) docket code entries in JIS.

Number of Program Participant Exits by Status

* Current calendar year totals may not equal the current calendar year totals due to cases that were added after reports for the prior period were run.



As of December 31, 2010, there have been a total of 9,820 treatment court program graduates statewide.

A total of 539 babies have been born to female treatment court program participants. **492 were born drug free.**