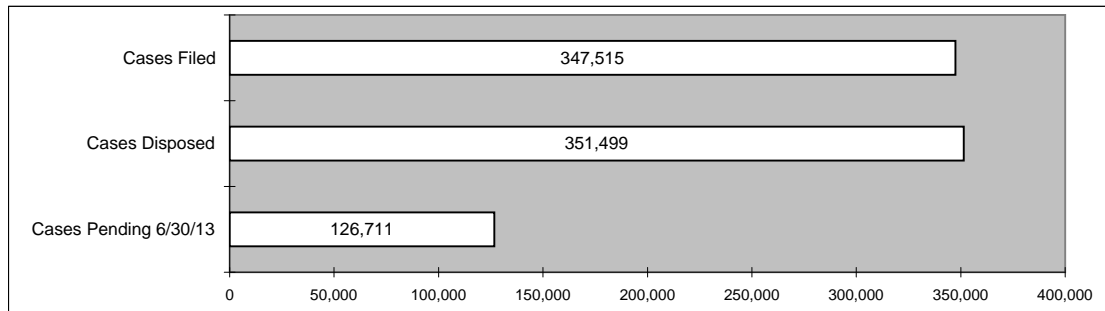
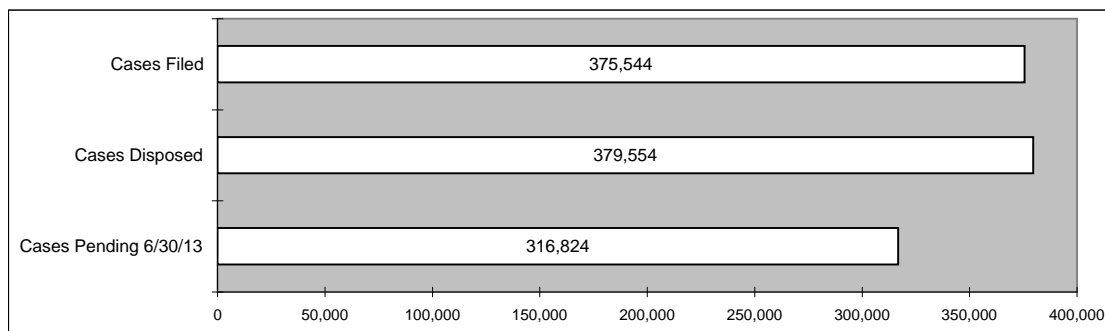


**Table 23**  
**Graphs, FY 2013**  
**Filed, Disposed and Pending**  
**Statewide Totals**

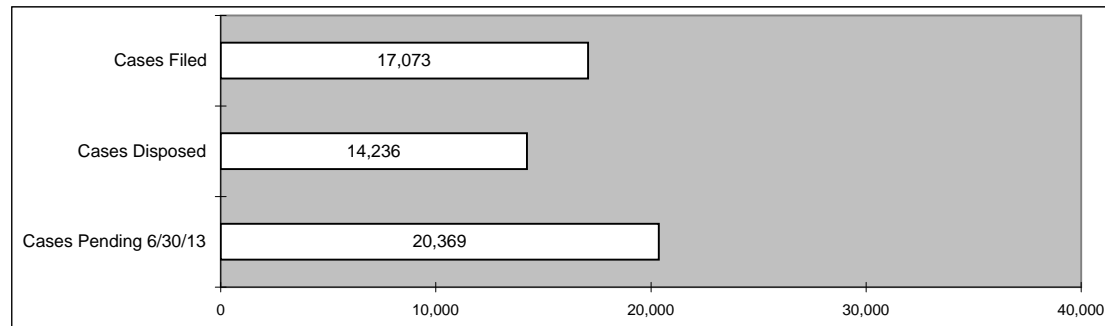
**CIVIL**



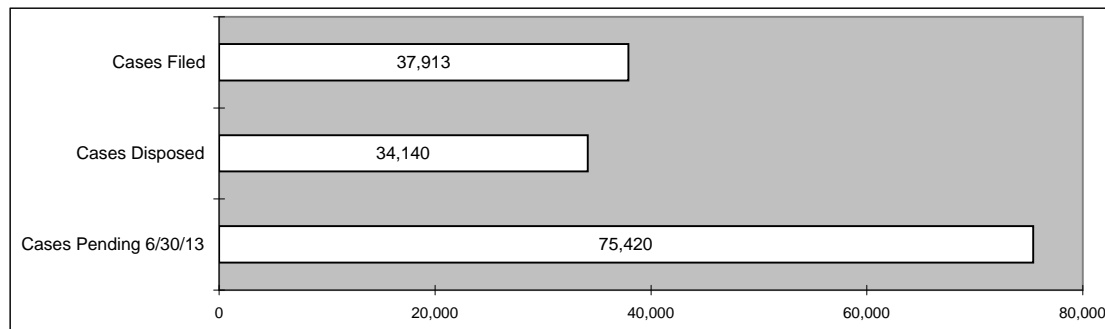
**CRIMINAL & ORDINANCE**



**JUVENILE**



**PROBATE**



**Table 24**  
**Circuit Court, FY 2013**  
**Cases Disposed by Manner of Disposition**  
**Statewide Totals**

TYPE OF CASE	Method of Disposition	Percent of Cases Disposed
<b>Circuit Civil</b>	Change of Venue	2.2%
Approximately 1 out of every 2 Circuit Civil cases was dismissed.	Court Trial	16.1%
	Dismissed	51.0%
	Jury Trial	1.2%
	Other	13.4%
	Uncontested	16.1%
<b>Domestic Relations</b>	Court Trial	18.4%
Approximately 1 out of every 5 Domestic Relations cases was disposed by court trial.	Dismissed	45.2%
	Other	5.5%
	Uncontested	30.9%
<b>Associate Civil - Small Claims</b>	Change of Venue	2.1%
Approximately 1 out of every 3 Assoc Civil / Small Claims cases was dismissed.	Court Trial	6.0%
	Dismissed	34.7%
	Other	2.1%
	Uncontested	55.1%
<b>Felony</b>	Change of Venue	2.0%
Approximately 8 out of every 10 Felony cases were disposed by guilty pleas.	Court Trial	0.5%
	Dismissed	11.9%
	Guilty Plea	82.3%
	Jury Trial	1.1%
	Other	2.2%
<b>Associate Felony</b>	Bound Over	73.8%
Approximately 7 out of every 10 Associate Felony cases were bound over.	Dismissed	16.3%
	Guilty Plea	8.3%
	Other	1.6%
<b>Misdemeanor</b>	Court Trial	0.7%
Approximately 2 out of every 3 Misdemeanor cases ended in guilty pleas.	Dismissed	33.5%
	Guilty Plea	63.9%
	Other	1.9%
<b>Traffic, Ordinance &amp; Muni Cert/TDN</b>	Court Trial	0.4%
Approximately 3 out of every 4 Traffic, Ordinance and Muni Cert/TDN cases ended in guilty pleas.	Dismissed	23.0%
	Guilty Plea	75.6%
	Other	1.0%