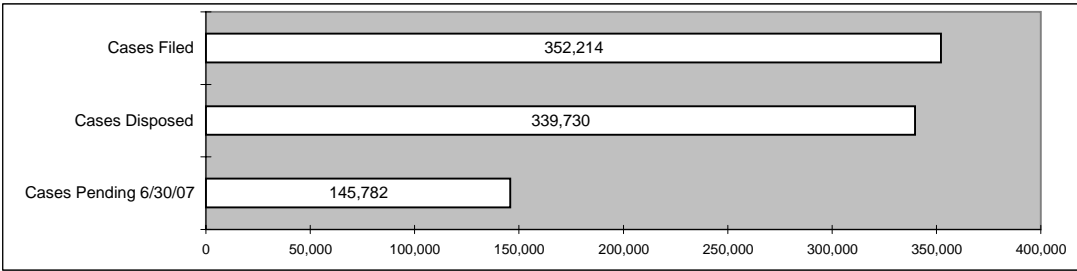
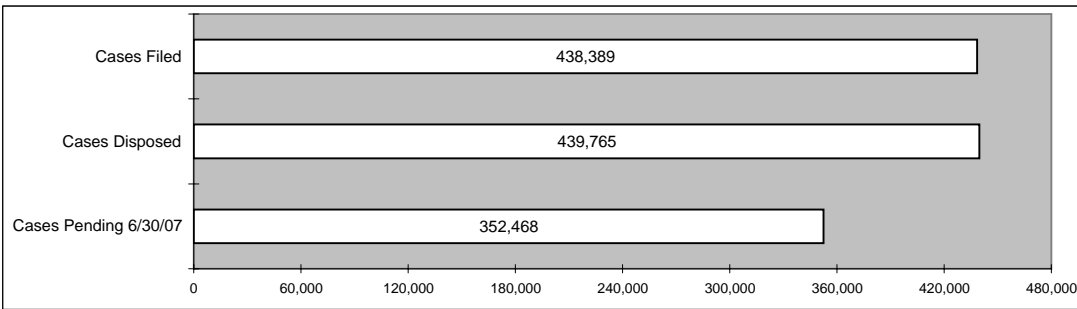


Table 23
Graphs, FY 2007
Filed, Disposed and Pending
Statewide Totals

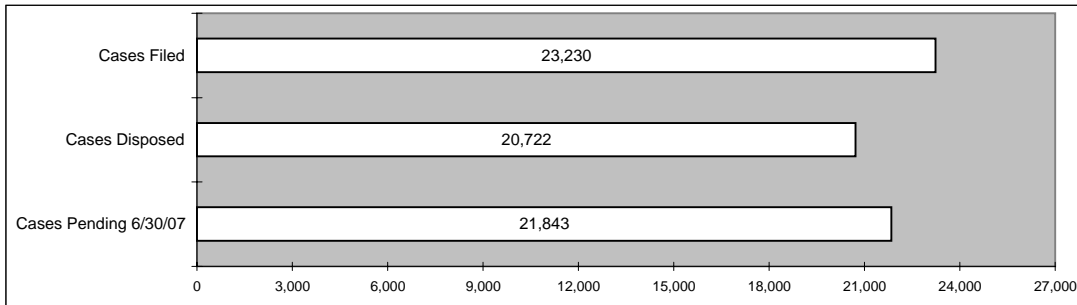
CIVIL



CRIMINAL & ORDINANCE



JUVENILE



PROBATE

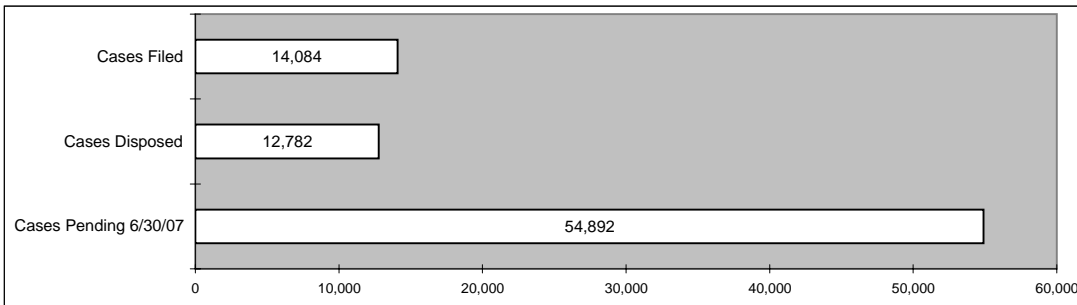


Table 24
Circuit Court, FY 2007
Cases Disposed by Manner of Disposition
Statewide Totals

TYPE OF CASE	Method of Disposition	Percent of Cases Disposed
General Civil Approximately 1 out of every 2 General Civil cases was dismissed.	Change of Venue	2.0%
	Court Trial	14.0%
	Dismissed	55.0%
	Jury Trial	1.6%
	Other	11.1%
	Uncontested	16.3%
Domestic Relations Approximately 1 out of every 5 Domestic Relations cases was disposed by court trial.	Court Trial	20.8%
	Dismissed	41.2%
	Other	5.6%
	Uncontested	32.4%
Associate Civil Approximately 1 out of every 3 Assoc Civil cases was dismissed.	Change of Venue	1.3%
	Court Trial	5.6%
	Dismissed	33.3%
	Other	1.4%
	Uncontested	58.4%
Small Claims Approximately 3 out of every 10 Small Claims cases resulted in a court trial.	Court Trial	27.1%
	Dismissed	37.2%
	Other	1.8%
	Uncontested	33.9%
Felony Approximately 8 out of every 10 Felony cases were disposed by guilty pleas.	Change of Venue	2.4%
	Court Trial	0.5%
	Dismissed	12.2%
	Guilty Plea	80.6%
	Jury Trial	1.3%
	Other	3.0%
Associate Felony Approximately 2 out of every 3 Assoc Felony cases were bound over.	Bound Over	67.9%
	Dismissed	20.6%
	Guilty Plea	9.6%
	Other	1.9%
Misdemeanor Approximately 2 out of every 3 Misdemeanor cases ended in guilty pleas.	Court Trial	0.8%
	Dismissed	31.9%
	Guilty Plea	65.7%
	Other	1.6%
Traffic, Ordinance & Muni Cert/TDN Approximately 8 out of every 10 Traffic, Ordinance and Muni Cert/TDN cases ended in guilty pleas.	Court Trial	0.4%
	Dismissed	20.4%
	Guilty Plea	78.7%
	Other	0.5%