

# Treatment Courts Coordinating Commission

## Treatment Court Program Status

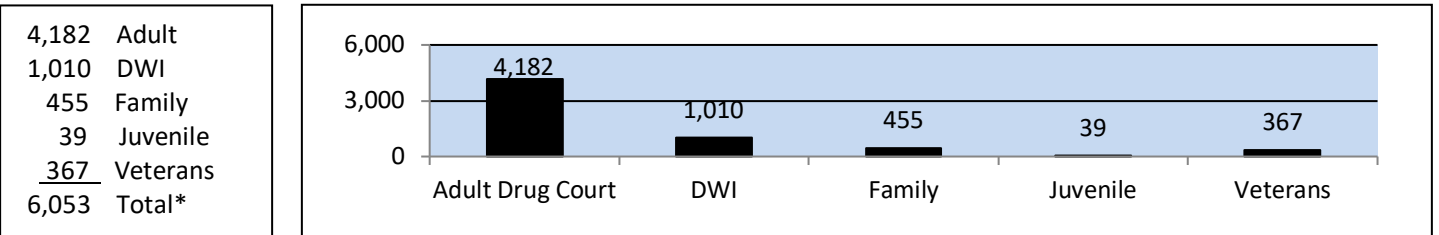
As of December 31, 2024, 44 judicial circuits had the following treatment court programs:

- 82 adult treatment courts serving 99 counties
- 4 juvenile treatment courts serving 5 counties
- 16 family treatment courts serving 24 counties
- 16 veteran’s treatment courts serving 42 counties
- 25 designated DWI courts serving 34 counties

The commission provides funding to 133 of these programs in 43 judicial circuits.

### Treatment Court Program Participants

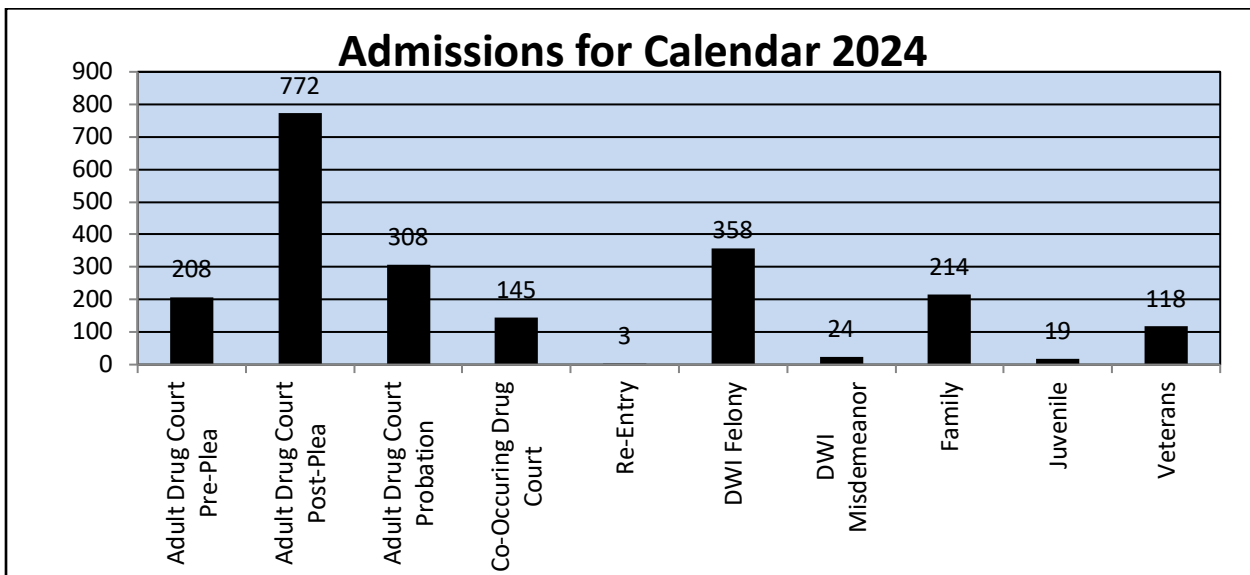
During the 2024 reporting period, 6,053 individuals participated in a treatment court program.



\*Unduplicated cases open for minimum of one day

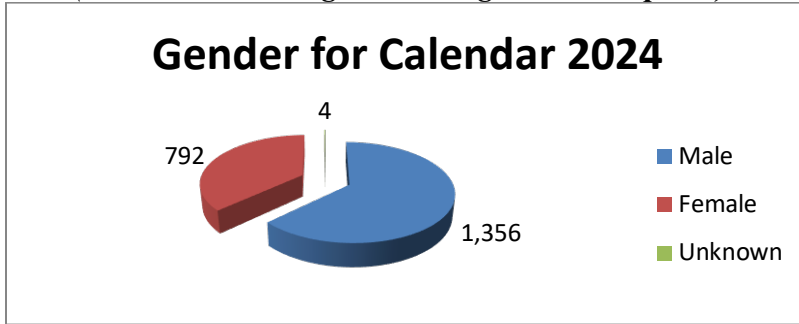
### Treatment Court Program Participant Admissions by Case Type Category for Calendar Year-to-Date\*

During the 2024 calendar year, there were 2,171 admissions to treatment court programs distributed across the following categories.



\*Unduplicated cases

**Characteristics of Admitted Treatment Court Program Participants  
(Less Juvenile Drug Court Program Participants)\***



Race/Ethnicity	Calendar 2024		Marital Status	Calendar 2024	
	Count	Percentage		Count	Percentage
Asian	3	0%	Divorced	385	18%
American Indian	8	0%	Legal Separation	109	5%
Black	312	15%	Married	328	15%
Hispanic	25	1%	Single	1256	58%
White	1,780	83%	Widowed	35	2%
Unknown	24	1%	Unknown	39	2%
<b>Total</b>	<b>2,152</b>	<b>100%</b>	<b>Total</b>	<b>2,152</b>	<b>100%</b>

\*Unduplicated cases

\*\*Percentages are rounded to the nearest whole number

In addition, for treatment court program participants admitted since the beginning of calendar year 2024:

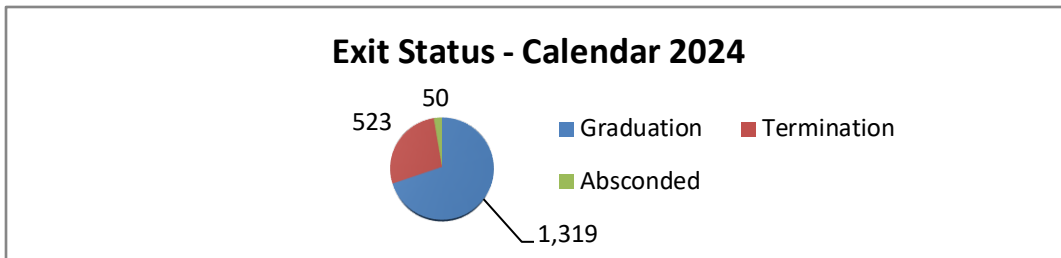
- The average age at admission was 39 years old.
- The age range at admission was 17 to 75 years old.

**Treatment Court Program Exits by Exit Status**

Treatment court program exits for the year-to-date reporting period includes all treatment court case type categories and are defined as Treatment Court Termination (DYTRP), Treatment Court Voluntary Withdrawal (DYVWD), and Treatment Court Graduation (DYGRA) docket code entries in JIS.

**Number of Program Participant Exits by Status**

\* Current calendar year totals may not equal the current calendar year totals due to cases that were added after reports for the prior period were run.



As of December 31, 2024, there have been a total of 28,592 treatment court program graduates statewide.

A total of 1,370 babies have been born to female treatment court program participants. **1,239 were born drug free.**