

THIRTEENTH JUDICIAL CIRCUIT COURT
MARSHAL'S OFFICE



2021
ANNUAL REPORT

TABLE OF CONTENTS

CIRCUIT COURT MARSHAL'S OFFICE	3
Hours Spent in Court	5
Security Screening Station Statistics.....	6
Arrests Made at the Boone County Security Screening Station	6
Arrests and Commits	7
Boone Marshals Office Additional Duties	9
Callaway Marshals Office Additional Duties	9
2021 Training Completed By Deputy Marshals	10
 JURY SERVICE.....	 11
Jury Service	12
Boone County	12
Boone County	13
Jury Panel Service Overview	13
Jury Service	14
Callaway County	14
Callaway County	15
Jury Panel Service Overview	15
Boone County Trial Statistics	17
Callaway County Trial Statistics	18

CIRCUIT COURT MARSHAL'S OFFICE



In 2021, the 13th Judicial Circuit Marshal's Office consisted of twelve officers.

Andy Bell	Court Marshal
Lyla Robbins	Callaway Sergeant Marshal
Michael Franks	Boone Corporal Marshal
Justin Cummings	Boone Corporal Marshal
Jason Terrell	Callaway Corporal Marshal
Jeremy Saunders	Boone Deputy Marshal
Laura Edwards	Boone Deputy Marshal
Skyler Bunch	Boone Deputy Marshal
Grayson Victor	Boone Deputy Marshal
Lorne Jackman	Boone Deputy Marshal
Todd Jordan	Callaway Deputy Marshal
Jim McLaughlin	Callaway Deputy Marshal

Ten of the twelve are full time employees, eight based at the Boone County Courthouse and two at the Callaway County Courthouse. The two part time employees assist in Callaway with their staffing needs.

Boone County ended the year with two Corporals and a vacant Sergeant position. The Sergeant position was vacated when the current Court Marshal, Andy Bell, was promoted in October, 2021.

Callaway County has one Sergeant, and they assist with supervisory duties at the Callaway County Courthouse and assist deputy marshals in their training. The Sergeant position in Callaway County is an appointed, state funded position, as of December, 2015.

The Marshal's Office is in charge of many duties for the court. The primary duty is the physical security of the building, employees, and visitors within the courthouse and other surrounding county offices. Deputy marshals screen individuals entering the courthouse for weapons. The marshals also provide security in the courtrooms and monitor cameras throughout the courthouse. The marshals provide security for juries during trials. They also serve arrest warrants, take defendants into custody, and process the paperwork to commit them to the county jail or Missouri Department of Corrections. They also serve civil process, including summonses, ex parte and full orders of protection, and notices of hearings. Last but not least, marshals also enforce rules of conduct for the court, as well as other court orders, to ensure that citizens of the 13th Circuit can seek justice in a safe and efficient manner.

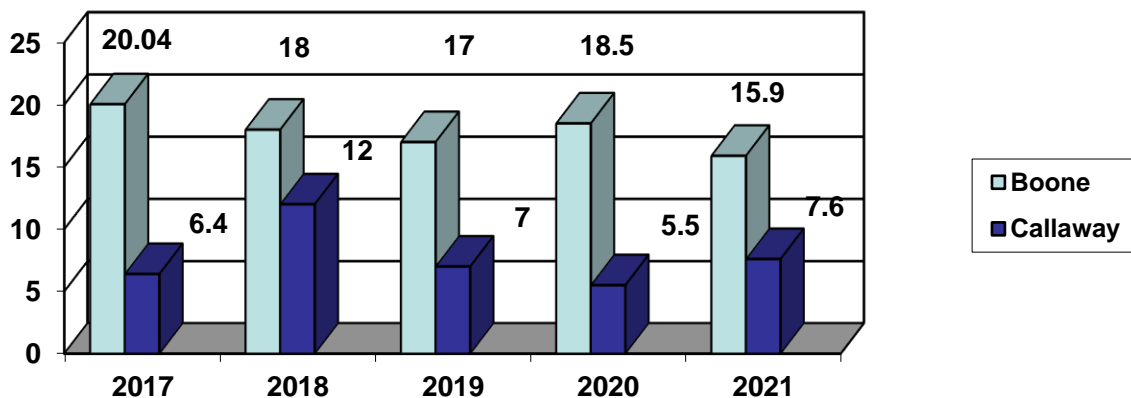
Hours Spent in Court

During 2021, the Marshal's Office spent a total of 5,786 hours in court.

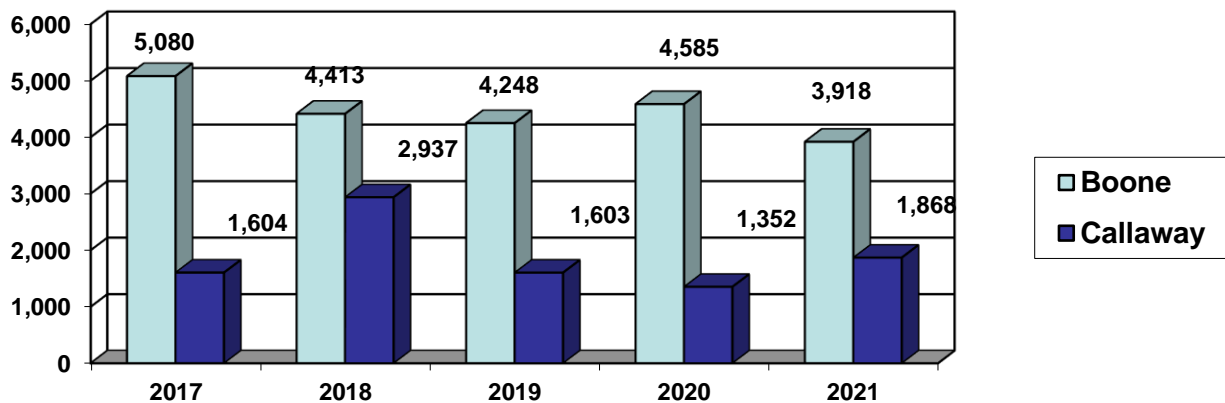
Boone County was 3,918 hours and Callaway County had 1,868 hours.

The 2021 year consisted of 247 work days. This averages out to 15.9 hours of court marshal coverage per day in Boone County, and 7.6 hours of coverage per day in Callaway County. As shown in the graphs below, Boone County had a 14.5% decrease in court hours, while Callaway had an increase of 37.2% in court hours. The change in court hours can be attributed to staffing fluctuations and also docket sizes. [CLG1][ASB2]

Hours Spent in Court by Court Marshals Per Day



Total Hours Spent in Court by Court Marshals Per Year



Security Screening Station Statistics

Security in the courthouse is a primary function of the Court Marshal's Office. In both Boone and Callaway counties, security begins at the screening station at the front door.

Number of Passes through the Station – BOONE

Year	Number	% of Change
2017	195,018*	N/A
2018	165,097	15.3% decrease
2019	150,448	8.87% decrease
2020	36,204	76.9% decrease
2021	77,349	113.6% increase [CLG3]

*Data estimated for 27 days in 2017 as information was not recorded.

Number of Passes through the Station – CALLAWAY

Year	Number	% of Change
2017	66,703	N/A
2018	74,452	11.6% increase
2019	72,618	2.46% decrease
2020	41,861	42.3% decrease
2021	47,143	12.6% increase

Decrease for 2020 and increase for 2021 can be attributed to the COVID 19 Pandemic.

Arrests Made at the Boone County Security Screening Station

2016	2-Stealing	2
2017	2-Trespass, 1-Peace Disturbance, 1-Drug Paraphernalia	4
2018	1-Trespass, 1-Assault on Law Enforcement	2
2019	1-Trespass	1
2020	None	0
2021	1-Trespass / Resisting Arrest	1

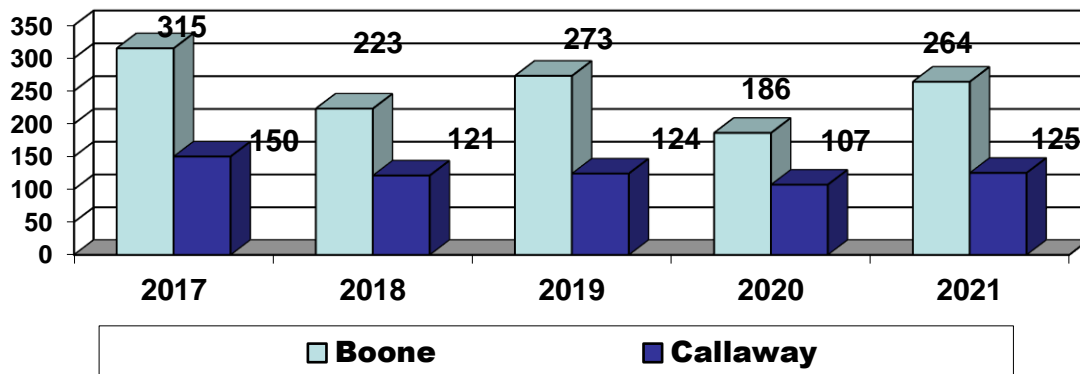
On October 24, 2016, the court adopted a cell phone policy that restricted phones in the courthouse. Boone County has restricted all phones from entering the courthouse with the exceptions of attorneys, employees and special categories exempt from this rule. In Callaway County, the courthouse contains numerous other county offices, cell phones are not permitted in the courtrooms.

Arrests and Commits

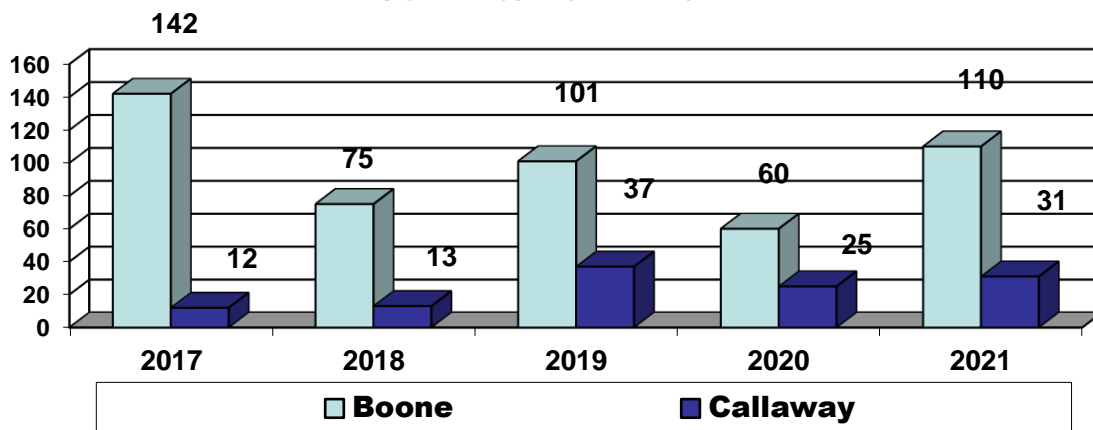
Arrests include individuals with warrants and on-view arrests.

Commits included individuals ordered committed to the Department of Corrections, Boone/Callaway County Jails by the court, or through sanctions imposed by treatment courts.

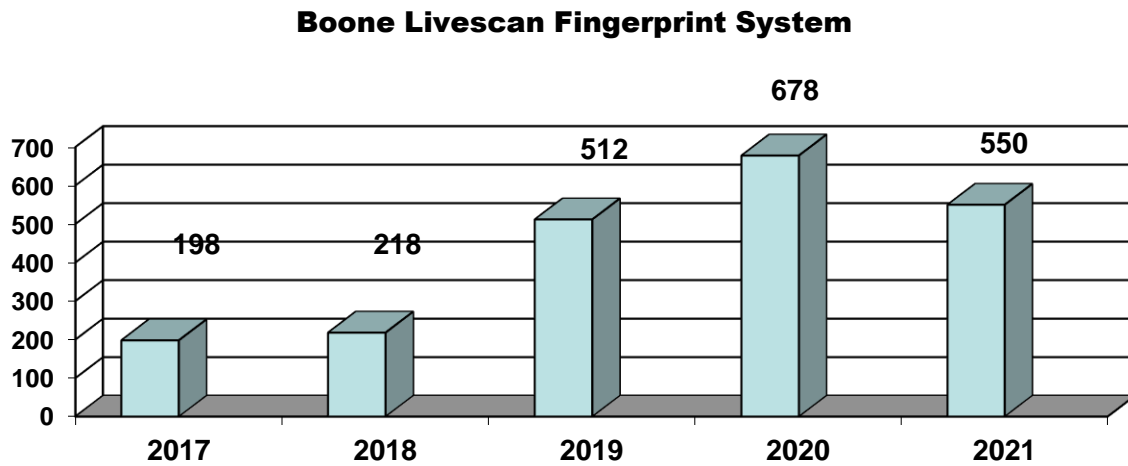
Arrests 2017 - 2021



Commits 2017 - 2021



The LiveScan fingerprinting system at the Boone Courthouse is used primarily for court ordered fingerprints, petitioners in probate matters, and employee registration for employment with the court.



Boone Marshals Office Additional Duties

Duress Alarms – During working hours, deputy marshals respond to duress alarms initiated in conference rooms and reception areas of the Courthouse. Totals of alarms for 2021 are not available.

Medical Emergencies – Deputy marshals responded to numerous medical emergencies during 2021. Deputy marshals respond and assist individuals until medical personnel arrive.

Personal Escorts – Upon request, deputy marshals conduct escorts for parties entering and leaving the Boone County Courthouse. Many of these escorts are a result of domestic conflicts between family and acquaintances appearing in court.

Grounds Patrol – Deputy marshals patrol the Boone County Courthouse, Alternative Sentencing Center, Government Center and grounds, as well as the parking lots, each workday as often as time permits.

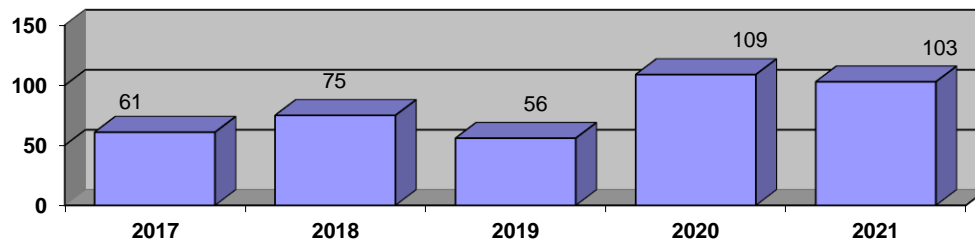
Callaway Marshals Office Additional Duties

Medical Emergencies – Deputy marshals responded to numerous medical emergencies during 2021. Deputy marshals respond and assist individuals until medical personnel arrive.

Personal Escorts – Upon request, deputy marshals conduct escorts for parties entering and leaving the Boone County Courthouse. Many of these escorts are a result of domestic conflicts between family and acquaintances appearing in court.

Community Service Supervision – Callaway deputy marshals supervise community service cases (see graph below). Callaway County Marshals supervised 103 community service cases for 2021. These functions are performed by Adult Court Services staff in Boone County. The Callaway Marshal's Office is no longer responsible for bond investigations.

Callaway County - Community Service Cases Supervised



2021 TRAINING COMPLETED BY DEPUTY MARSHALS

Missouri Police Officer Standards and Training Continuing Education

Missouri Peace Officers are required to participate in continuing education courses to maintain POST licenses, and the 13th Judicial Circuit requires deputy marshals to possess current POST licenses.

Beginning January 1, 2017, POST switched to an annual reporting requirement for continuing law enforcement education. Peace officers are now required to obtain 24 hours of continuing education within each calendar year. A minimum of 8 hours must come from an approved provider of training.

Of the 24 hours required, officers must obtain a minimum of:

- 2 hours Legal Studies

- 2 hours Technical Studies

- 2 hours Interpersonal Perspectives (1 hour must be Racial Profiling Training)

- 2 hours Skill Development in the area of firearms

- 16 hours of Electives (Any of the above-listed core curricula areas)

The Marshal's office utilizes online training through MAC Trust to fulfill several POST-mandated training requirements. The online courses are designed to meet standards established by the POST commission, and the online format allows deputy marshals to take the training as their schedule allows.

The Covid-19 pandemic continued to create obstacles to training during 2021. Many scenario and group-based training courses were postponed until 2022.

Marshals conducted 2 hours of mandated firearms training. The marshals regularly assess best practices and tactics for courtroom safety and general law enforcement.

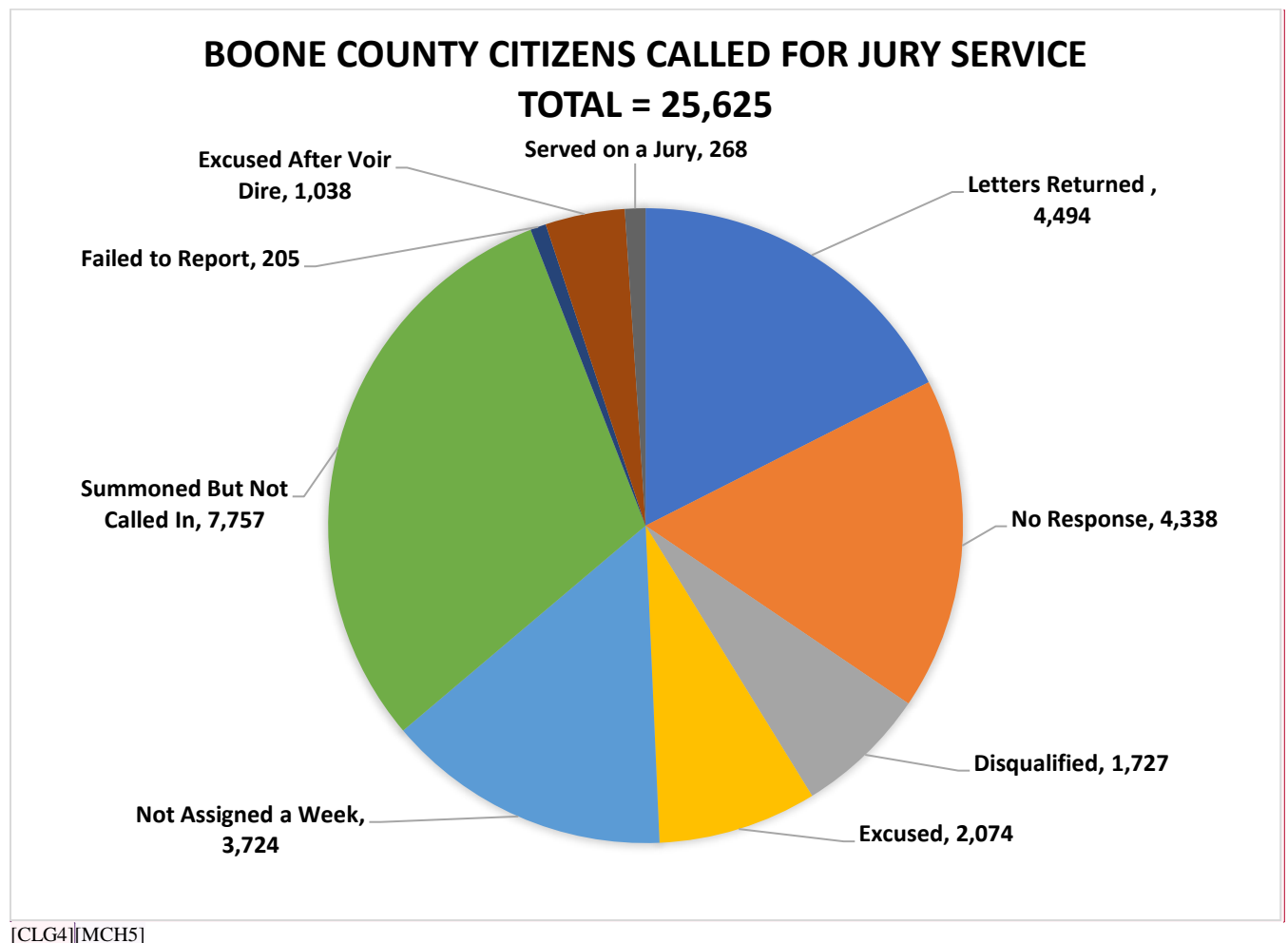
Jury Service

Jury Panel Data 2021

Jury Service Boone County

Jury service in Boone County consists of a two-month term of service. If selected, individuals are assigned one week during that two-month term. They are assigned a juror number and asked to call or check online every evening during their assigned week to see if they are needed for jury service.

As shown below, 25,625 questionnaires were sent out to potential jurors in Boone County in 2021. Many jurors are disqualified, excused or deferred before actually being called to serve. For 2021, 9,325 individuals were assigned a week of service but only 1,568 were asked to report. The total number of individuals who actually served on a jury was 268. The 205 jurors who failed to report were either placed in a future term or asked to report to the courthouse and appear before a judge to state why they were unable to appear for jury service.



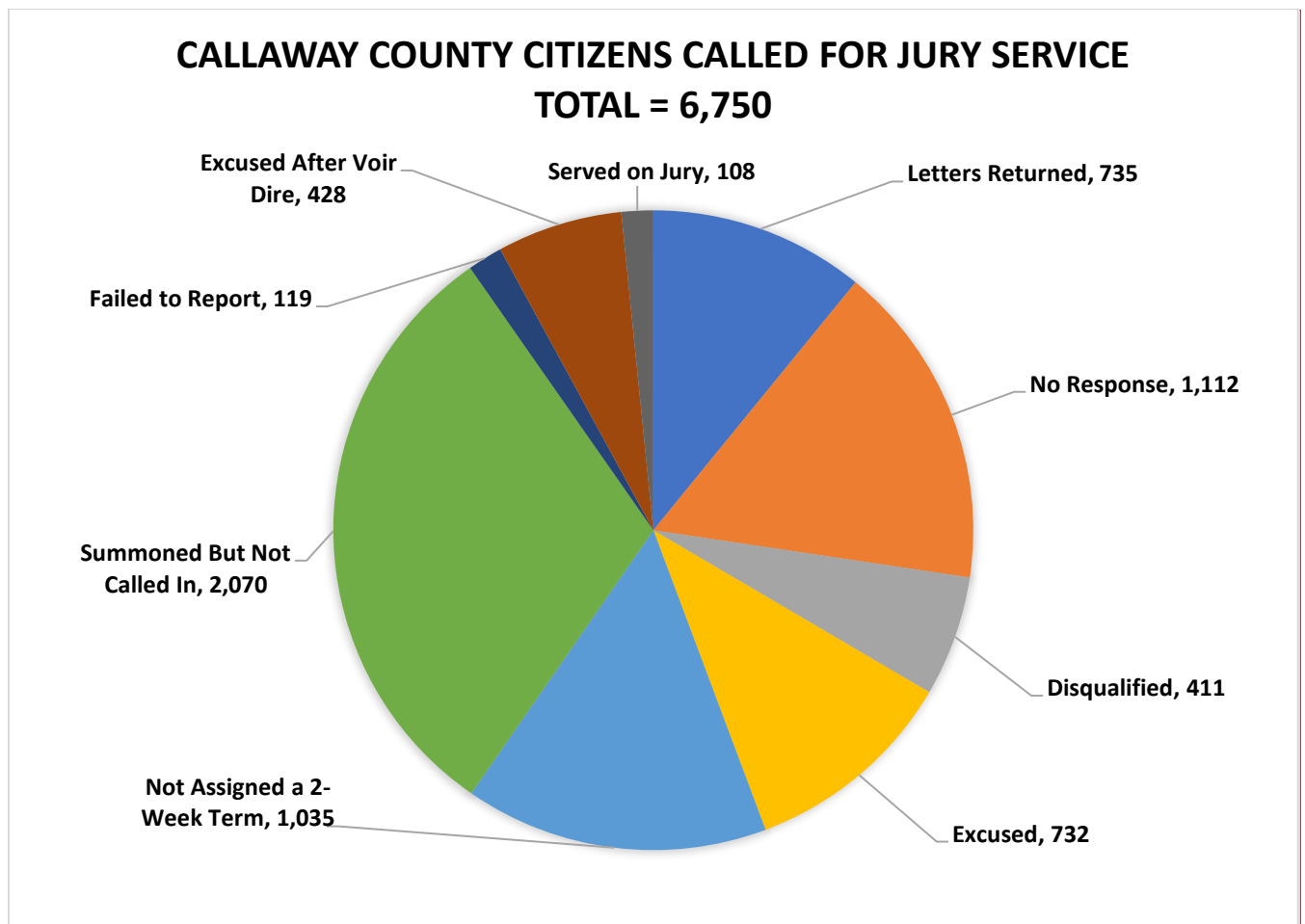
Boone County Jury Panel Service Overview

	2017		2018		2019		2020		2021	
	#	%	#	%	#	%	#	%	#	%
Questionnaires Sent	21,510	100%	21,000	100%	24,000	100%	23,000	100%	25,625	100%
Letters Returned	3,501	16%	3,021	14%	3,372	14%	3,630	16%	4,494	17%
No Response	2,998	14%	3,210	15%	3,510	15%	4,380	19%	4,338	17%
Disqualified	2,631	12%	2,108	10%	2,291	10%	1,605	7%	1,727	7%
Excused	1,312	6%	1,795	9%	2,254	9%	1,861	8%	2,017	8%
Eligible	11,068	52%	10,866	52%	12,573	52%	11,524	50%	13,049	51%
Eligible	11,068	100%	10,866	100%	12,573	100%	11,524	100%	13,049	100%
Reserve – Not Assigned	2,508	23%	2,158	20%	2,685	22%	3,481	30%	3,724	29%
Assigned a Week	8,560	77%	8,708	80%	9,888	78%	8,043	70%	9,325	71%
Assigned a Week	8,560	100%	8,708	100%	9,888	100%	8,043	100%	9,325	100%
Not Called In	6,242	73%	6,875	79%	7,896	80%	7,033	87%	7,757	83%
Asked to Report	2,318	27%	1,833	21%	1,992	20%	1,010	13%	1,568	17%
Asked to Report	2,318	100%	1,833	100%	1,992	100%	1,010	100%	1,568	100%
Excused Prior to Trial	0	0%	0	0%	0	0%	12	1%	57	4%
Absent	250	11%	278	15%	152	8%	127	13%	205	13%
Reported for a Panel	2,068	89%	1,555	85%	1,840	92%	871	86%	1,306	83%
Reported for a Panel	2,068	100%	1,555	100%	1,840	100%	871	100%	1,306	100%
One Panel	2,068	100%	1,555	100%	1,840	100%	871	100%	1,306	100%
Two Panels	0	0%	0	0%	0	0%	0	0%	0	0%
Three or more Panels	0	0%	0	0%	0	0%	0	0%	0	0%
Excused after Voir Dire	1,657	80%	1,211	78%	1,610	88%	685	78%	1,038	79%
Served on a Jury	411	20%	344	22%	230	12%	186	22%	268	21%
Served on a Jury	411	100%	344	100%	230	100%	186	100%	268	100%
One Day	125	31%	140	41%	104	45%	64	34%	90	34%
Two Days	91	22%	104	30%	52	23%	93	50%	94	35%
Three Days	96	23%	42	12%	42	18%	0	0%	39	15%
Four Days	42	10%	28	8%	14	6%	17	9%	14	5%
More than Four Days	57	14%	30	9%	18	8%	12	7%	31	11%
Questionnaires Sent	21,510	100%	21,000	100%	24,000	100%	23,000	100%	25,625	100%
Asked to Report	2,318	11%	1,833	9%	1,992	8%	1,010	4%	1,568	6%
Served on a Jury	411	2%	344	2%	230	1%	186	0.8%	268	1%

Jury Service Callaway County

Jury service in Callaway County consists of a three-month term of service. If selected, individuals are assigned two weeks during the quarter. They are assigned a juror number and asked to call or check online every evening during that two-week period to see if they are needed for jury service.

As shown below, 6,750 questionnaires were sent out for qualifying potential jurors in 2021. Of the 6,750 questionnaires, 2,745 individuals were assigned a two-week term of service but only 675 were actually asked to report. The total number of individuals that served on a jury was 108. The 119 jurors who failed to report were either placed in a future term or asked to report to the courthouse and appear before a judge to state why they were unable to appear for jury service.



[CLG6][MCH7]

Callaway County Jury Panel Service Overview

	2017		2018		2019		2020		2021	
	#	%	#	%	#	%	#	%	#	%
Questionnaires Sent	6,000	100%	6,000	100%	8,000	100%	7,250	100%	6,750	100%
Letters Returned	621	11%	565	9%	741	9%	714	10%	735	11%
No Response	762	13%	828	14%	1,155	14%	1,186	16%	1,112	16%
Disqualified	986	16%	751	13%	593	8%	524	7%	411	6%
Excused	438	7%	592	10%	976	12%	719	10%	712	11%
Eligible	3,193	53%	3,264	54%	4,535	57%	4,107	57%	3,780	56%
Eligible	3,193	100%	3,264	100%	4,535	100%	4,107	100%	3,780	100%
Reserve – Not Assigned	1,074	34%	593	18%	1,300	29%	2436	59%	1,035	27%
Assigned a Week	2,119	66%	2,671	82%	3,235	71%	1671	41%	2,745	73%
Assigned a Week	2,119	100%	2,671	100%	3,235	100%	1,671	100%	2,745	100%
Not Called In	1,572	74%	1,936	72%	2,946	91%	1,471	88%	2,070	75%
Asked to Report	547	26%	735	28%	289	9%	200	12%	675	25%
Asked to Report	547	100%	735	100%	289	100%	200	100%	675	100%
Excused Prior to Trial	0	0%	0	0%	0	0%	5	3%	20	3%
Absent	112	20%	149	20%	63	22%	34	17%	119	18%
Reported for a Panel	435	80%	586	80%	226	78%	161	80%	536	79%
Reported for a Panel	435	100%	586	100%	226	100%	161	100%	536	100%
One Panel	435	100%	586	100%	226	100%	161	100%	536	100%
Two Panels	0	0%	0	0%	0	0%	0	0%	0	0%
Three or more Panels	0	0%	0	0%	0	0%	0	0%	0	0%
Excused after Voir Dire	333	77%	430	73%	173	77%	122	76%	428	80%
Served on a Jury	102	23%	156	27%	53	23%	39	24%	108	20%
Served on a Jury	102	100%	156	100%	53	100%	39	100%	108	100%
One Day	76	75%	91	58%	26	49%	39	100%	26	24%
Two Days	26	25%	53	34%	27	51%	0	0%	13	12%
Three Days	0	0%	0	0%	0	0%	0	0%	55	51%
Four Days	0	0%	12	8%	0	0%	0	0%	0	0%
More than Four Days	0	0%	0	0%	0	0%	0	0%	14	13%
Questionnaires Sent	6,000	100%	6,000	100%	8,000	100%	7,250	100%	6,750	100%
Asked to Report	547	9%	735	12%	289	4%	200	3%	675	10%
Served on a Jury	102	2%	156	3%	53	0.6%	39	0.5%	108	1.6%

Jury Trial Data

**Trial Data
2021**

Boone County Trial Statistics

2021 saw 6 more trials from the previous year. Of the 21 jury trials held there were 7 civil and 14 criminal verdicts returned. There was a total of 5 Jury Trials in May of 2021, the most Jury Trials of that year. This caused one Trial to be heard in two courtrooms, Ceremonial and 1 West. With that exception, all Trials in 2021 were heard in Ceremonial.

	2017	2018	2019	2020	2021
Number of Panels Reporting	34	29	20	15	21

Panels Dismissed Before Verdict Rendered	5	4	3	1	1
---	---	---	---	---	---

# of Actual Trials	29	25	17	14	20
---------------------------	----	----	----	----	----

Divisions in Which Trials had Panels Report

I	6	4	3	5	7
II	10	4	3	2	4
III	5	9	6	6	4
IV	6	7	6	2	3
V	2	0	0	0	0
IX	2	1	0	0	1
XI	1	0	0	0	2
Visiting Judge	2	4	2	0	0

Courtrooms Jury Trials Were Held

Ceremonial	17	13	9	10	21
1 West	0	0	0	0	1
3 West	17	16	11	4	0

CIVIL VERDICTS

Plaintiff (CV1)	6	5	0	1	5
Defendant (CV2)	5	3	2	2	2

CRIMINAL VERDICTS

Guilty (CR1)	16	13	6	10	8
Not Guilty (CR2)	2	4	8	1	5

GENDER OF JURORS REPORTING

MALE	945	721	476	331	597
FEMALE	1123	832	592	420	709

Callaway County Trial Statistics

During 2021, Callaway showed an increase of 5 trials from the previous year. All 8 trials held in 2021 resulted in a verdict being rendered. Of the verdicts, only 1 was for a civil trial. All Callaway trials in 2021 had a Circuit Judge.

	2017	2018	2019	2020	2021
Number of Panels Reporting	11	12	4	3	8

Panels Dismissed Before Verdict Rendered	4	0	0	0	0
---	---	---	---	---	---

# of Actual Trials	7	12	4	3	8
---------------------------	---	----	---	---	---

Divisions in Which Trials had Panels Reporting

I	3	4	1	0	2
II	0	2	1	1	3
III	3	2	1	2	2
IV	2	1	1	0	1
VI	1	2	0	0	0
VII	2	1	0	0	0
Visiting Judge	0	0	0	0	0

CIVIL VERDICTS

Plaintiff (CV1)	0	0	0	0	1
Defendant (CV2)	1	0	0	0	0

CRIMINAL VERDICTS

Guilty (CR1)	5	10	3	2	5
Not Guilty (CR2)	1	2	1	1	2

GENDER OF JURORS REPORTING

MALE	187	268	92	77	240
FEMALE	248	318	134	84	296